

ABSTRACT REPORT OF FINANCIAL AND PHYSICAL ACHIEVEMENT UNDER STATE FINANCE COMMISSION AWARD

During the year 2015-16 upto the month of March '16

Sl. No.	Name of the District	Financial Achievement (Rs. in lakhs)								Physical achievement						Road (in Km.) CC/BT/ Water Board Maccadom /
		OB as on 01.4.2015	Grant Released	Other received (int. etc.)	Total Funds	Expenditure incurred	% of Exp.	Balance	UC submitted	Balance UC to be submit	No. of projects			Project completed	Under progress	
											Spill Over	taken up	Total			
1	2	3	4	5	6	7	8	9	10	11	12	13	14	15	16	17
1	Angul	242.51	0.00	0.00	242.51	242.51	100	0.00	0.00	0.00	62	47	109	109	0	0.00
2	Balasore	437.05	0.00	0.00	437.05	375.79	86	61.26	0.00	0.00	74	108	182	150	32	9.63
3	Bargarh	454.99	255.61	15.43	726.03	726.03	100	0.00	0.00	0.00	67	120	187	187	0	21.95
4	Bhadrak	325.18	0.00	0.00	325.18	246.18	76	79.00	0.00	0.00	64	76	140	89	51	0.21
5	Balangir	163.22	38.54	0.00	201.76	201.76	100	0.00	0.00	0.00	53	13	66	66	0	6.53
6	Boudh	2.38	0.00	0.00	2.38	2.38	100	0.00	0.00	0.00	13	0	13	13	0	0.00
7	Cuttack	82.56	0.00	0.00	82.56	78.80	95	3.76	0.00	0.00	15	0	15	11	4	0.00
8	Deogarh	13.23	0.00	0.00	13.23	13.23	100	0.00	0.00	0.00	4	0	4	4	0	0.40
9	Dhenkanal	906.23	0.00	0.00	906.23	786.75	87	119.48	0.00	0.00	223	54	277	229	48	16.65
10	Gajapati	107.12	0.00	0.00	107.12	107.12	100	0.00	0.00	0.00	60	0	60	60	0	5.99
11	Ganjam	44.65	0.00	0.00	44.65	43.24	97	1.41	0.00	44.65	73	6	79	73	6	0.00
12	Jagatsinghpur	329.35	199.00	0.00	528.35	362.10	69	166.25	0.00	0.00	19	117	136	79	57	8.66
13	Jajpur	597.63	0.00	0.00	597.63	579.57	97	18.06	0.00	0.00	144	1	145	126	19	1.34
14	Jharsuguda	296.38	48.34	7.20	351.92	43.22	12	308.70	0.00	0.00	18	3	21	9	12	0.00
15	Kalahandi	756.95	595.54	0.00	1352.49	400.17	30	952.32	0.00	0.00	56	188	244	22	222	6.02
16	Kandhamal	148.64	0.00	0.00	148.64	148.64	100	0.00	0.00	0.00	200	0	200	200	0	0.00
17	Kendrapada	55.51	0.00	0.00	55.51	52.51	95	3.00	0.00	0.00	8	40	48	46	2	2.63
18	Keonjhar	5.00	0.00	0.00	5.00	5.00	100	0.00	0.00	0.00	2	0	2	2	0	0.00
19	Khurda	312.92	0.00	0.00	312.92	299.01	96	13.91	0.00	41.15	56	0	56	38	18	2.34
20	Koraput	803.28	54.00	0.00	857.28	446.33	52	410.95	0.00	0.00	49	209	258	141	117	0.00
21	Malkangiri	0.00	0.00	0.00	0.00	0.00	0	0.00	0.00	0.00	0	0	0	0	0	0.00
22	Mayurbhanj	598.65	0.00	64.00	662.65	532.21	80	130.44	0.00	0.00	210	464	674	658	16	0.00
23	Nawarangpur	488.54	0.00	0.00	488.54	290.37	59	198.17	0.00	0.00	90	0	90	57	33	0.00
24	Nayagarh	47.80	0.00	0.00	47.80	47.80	100	0.00	0.00	47.80	31	0	31	31	0	0.00
25	Nuapada	15.18	0.00	0.00	15.18	15.18	100	0.00	0.00	0.00	61	0	61	61	0	0.00
26	Puri	354.88	0.00	0.00	354.88	354.88	100	0.00	0.00	0.00	155	0	155	155	0	0.00
27	Rayagada	408.23	0.00	0.00	408.23	336.65	82	71.58	0.00	0.00	11	80	91	80	11	2.24
28	Sambalpur	166.24	52.00	0.00	218.24	140.32	64	77.92	0.00	0.00	56	18	74	42	32	0.00
29	Subarnapur	233.11	0.00	0.00	233.11	232.56	100	0.55	0.00	0.00	84	7	91	85	6	0.00
30	Sundergarh	0.00	0.00	0.00	0.00	0.00	###	0.00	0.00	0.00	0	0	0	0	0	0.00
Total		8397.41	1243.03	86.63	9727.07	7110.31	73	2616.76	0.00	133.60	1958	1551	3509	2823	686	84.59

STATE FINANCE COMMISSION AWARD FOR DEVOLUTION OF FUNDS (ZP SHARE)

During the year 2015-16 upto the month of March '16

Sl. No.	Name of the District	Financial Ahiement (Rs. in lakhs)								Physical achievement					Road (in Km.) CC/BT/ Water Board Maccadom/ earthen	
		OB as on 1.4.2015	Grant Released	Other received (int. etc.)	Total Funds	Expenditure incurred	% of Exp.	Balance	UC submitted	Balance UC to be submit	No. of projects			Project complete d		Under progress
											Spill Over	taken up	Total			
1	2	3	4	5	6	7	8	9	10	11	12	13	14	15	16	17
1	Angul	88.11	0.00	0.00	88.11	88.11	100	0.00	0.00	0.00	4	42	46	46	0	0.00
2	Balasore	85.06	0.00	0.00	85.06	74.32	87	10.74	0.00	0.00	17	36	53	47	6	0.00
3	Bargarh	53.01	0.00	0.70	53.71	53.71	100	0.00	0.00	0.00	18	15	33	33	0	1.59
4	Bhadrak	28.10	0.00	0.00	28.10	28.10	100	0.00	0.00	0.00	6	0	6	6	0	0.12
5	Balangir	13.10	38.50	0.00	51.60	51.60	100	0.00	0.00	0.00	7	0	7	7	0	1.91
6	Boudh	0.86	0.00	0.00	0.86	0.86	100	0.00	0.00	0.00	7	0	7	7	0	0.00
7	Cuttack	24.06	0.00	0.00	24.06	23.50	98	0.56	0.00	0.00	2	0	2	1	1	0.00
8	Deogarh	9.34	0.00	0.00	9.34	9.34	100	0.00	0.00	0.00	3	0	3	3	0	0.28
9	Dhenkanal	102.35	0.00	0.00	102.35	89.10	87	13.25	0.00	0.00	38	0	38	31	7	2.67
10	Gajapati	0.00	0.00	0.00	0.00	0.00	0	0.00	0.00	0.00	0	0	0	0	0	0.63
11	Ganjam	33.44	0.00	0.00	33.44	32.50	97	0.94	0.00	33.44	58	6	64	60	4	0.00
12	Jagatsinghpur	10.48	5.00	0.00	15.48	10.48	68	5.00	0.00	0.00	4	1	5	0	5	0.50
13	Jajpur	40.16	0.00	0.00	40.16	40.16	100	0.00	0.00	0.00	19	0	19	19	0	1.34
14	Jharsuguda	0.00	21.06	0.00	21.06	14.60	69	6.46	0.00	0.00	0	3	3	1	2	0.00
15	Kalahandi	93.98	32.48	0.00	126.46	32.48	26	93.98	0.00	0.00	0	0	0	0	0	0.00
16	Kandhamal	49.14	0.00	0.00	49.14	49.14	100	0.00	0.00	0.00	96	0	96	96	0	0.00
17	Kendrapada	9.00	0.00	0.00	9.00	9.00	100	0.00	0.00	0.00	5	0	5	5	0	0.45
18	Keonjhar	0.00	0.00	0.00	0.00	0.00	0	0.00	0.00	0.00	0	0	0	0	0	0.00
19	Khurda	10.00	0.00	0.00	10.00	10.00	100	0.00	0.00	10.00	5	0	5	5	0	1.05
20	Koraput	80.30	0.00	0.00	80.30	80.30	100	0.00	0.00	0.00	31	0	31	31	0	0.00
21	Malkangiri	0.00	0.00	0.00	0.00	0.00	0	0.00	0.00	0.00	0	0	0	0	0	0.00
22	Mayurbhanj	0.00	0.00	0.00	0.00	0.00	0	0.00	0.00	0.00	0	0	0	0	0	0.00
23	Nawarangpur	0.00	0.00	0.00	0.00	0.00	0	0.00	0.00	0.00	0	0	0	0	0	0.00
24	Nayagarh	47.80	0.00	0.00	47.80	47.80	100	0.00	0.00	47.80	31	0	31	31	0	0.00
25	Nuapada	2.18	0.00	0.00	2.18	2.18	100	0.00	0.00	0.00	51	0	51	51	0	0.00
26	Puri	36.60	0.00	0.00	36.60	36.60	100	0.00	0.00	0.00	13	0	13	13	0	0.00
27	Rayagada	77.28	0.00	0.00	77.28	77.28	100	0.00	0.00	0.00	0	37	37	37	0	2.24
28	Sambalpur	9.86	0.00	0.00	9.86	9.86	100	0.00	0.00	0.00	13	0	13	13	0	0.00
29	Subarnapur	31.56	0.00	0.00	31.56	31.56	100	0.00	0.00	0.00	13	2	15	15	0	0.00
30	Sundergarh	0.00	0.00	0.00	0.00	0.00	0	0.00	0.00	0.00	0	0	0	0	0	0.00
Total		935.77	97.04	0.70	1033.51	902.58	87	130.93	0.00	91.24	441	142	583	558	25	12.78

STATE FINANCE COMMISSION AWARD FOR DEVOLUTION OF FUNDS (GP SHARE)

During the year 2015-16 upto the month of March '16

Sl. No.	Name of the District	Financial Ahiement (Rs. in lakhs)								Physical achievement					Road (in Km.) CC/BT/ Water Board Maccadom/ earthen	
		OB as on 01.4.2015	Grant Released	Other received (int. etc.)	Total Funds	Expenditure incurred	% of Exp.	Balance	UC submitted	Balance UC to be submit	No. of projects			Project completed		Under progress
											Spill Over	taken up	Total			
1	2	3	4	5	6	7	8	9	10	11	12	13	14	15	16	17
1	Angul	52.45	0.00	0.00	52.45	52.45	100	0.00	0.00	0.00	43	0	43	43	0	0.00
2	Balasore	0.00	0.00	0.00	0.00	0.00	0	0.00	0.00	0.00	0	0	0	0	0	0.00
3	Bargarh	0.00	0.00	0.00	0.00	0.00	0	0.00	0.00	0.00	0	0	0	0	0	0.00
4	Bhadrak	121.72	0.00	0.00	121.72	121.72	100	0.00	0.00	0.00	58	0	58	58	0	0.05
5	Balangir	0.00	0.00	0.00	0.00	0.00	0	0.00	0.00	0.00	0	0	0	0	0	0.00
6	Boudh	0.00	0.00	0.00	0.00	0.00	0	0.00	0.00	0.00	0	0	0	0	0	0.00
7	Cuttack	0.00	0.00	0.00	0.00	0.00	0	0.00	0.00	0.00	0	0	0	0	0	0.00
8	Deogarh	0.00	0.00	0.00	0.00	0.00	0	0.00	0.00	0.00	0	0	0	0	0	0.00
9	Dhenkanal	213.96	0.00	0.00	213.96	213.96	100	0.00	0.00	0.00	83	0	83	83	0	6.42
10	Gajapati	6.54	0.00	0.00	6.54	6.54	100	0.00	0.00	0.00	8	0	8	8	0	0.33
11	Ganjam	0.00	0.00	0.00	0.00	0.00	0	0.00	0.00	0.00	0	0	0	0	0	0.00
12	Jagatsinghpur	20.94	0.00	0.00	20.94	20.94	100	0.00	0.00	0.00	1	0	1	1	0	0.30
13	Jajpur	0.00	0.00	0.00	0.00	0.00	0	0.00	0.00	0.00	0	0	0	0	0	0.00
14	Jharsuguda	0.00	27.28	0.00	27.28	0.00	0	27.28	0.00	0.00	0	0	0	0	0	0.00
15	Kalahandi	0.00	0.00	0.00	0.00	0.00	0	0.00	0.00	0.00	0	0	0	0	0	0.00
16	Kandhamal	0.00	0.00	0.00	0.00	0.00	0	0.00	0.00	0.00	0	0	0	0	0	0.00
17	Kendrapada	0.00	0.00	0.00	0.00	0.00	0	0.00	0.00	0.00	0	0	0	0	0	0.00
18	Keonjhar	0.00	0.00	0.00	0.00	0.00	0	0.00	0.00	0.00	0	0	0	0	0	0.00
19	Khurda	0.00	0.00	0.00	0.00	0.00	0	0.00	0.00	0.00	0	0	0	0	0	0.00
20	Koraput	0.00	0.00	0.00	0.00	0.00	0	0.00	0.00	0.00	0	0	0	0	0	0.00
21	Malkangiri	0.00	0.00	0.00	0.00	0.00	0	0.00	0.00	0.00	0	0	0	0	0	0.00
22	Mayurbhanj	119.17	0.00	0.00	119.17	119.17	100	0.00	0.00	0.00	80	302	382	382	0	0.00
23	Nawarangpur	223.54	0.00	0.00	223.54	142.05	64	81.49	0.00	0.00	80	0	80	52	28	0.00
24	Nayagarh	0.00	0.00	0.00	0.00	0.00	0	0.00	0.00	0.00	0	0	0	0	0	0.00
25	Nuapada	0.00	0.00	0.00	0.00	0.00	0	0.00	0.00	0.00	0	0	0	0	0	0.00
26	Puri	139.46	0.00	0.00	139.46	139.46	100	0.00	0.00	0.00	70	0	70	70	0	0.00
27	Rayagada	0.00	0.00	0.00	0.00	0.00	0	0.00	0.00	0.00	0	0	0	0	0	0.00
28	Sambalpur	29.66	0.00	0.00	29.66	22.98	77	6.68	0.00	0.00	19	0	19	13	6	0.00
29	Subarnapur	74.52	0.00	0.00	74.52	74.52	100	0.00	0.00	0.00	47	0	47	47	0	0.00
30	Sundergarh	0.00	0.00	0.00	0.00	0.00	0	0.00	0.00	0.00	0	0	0	0	0	0.00
Total		1001.96	27.28	0.00	1029.24	913.79	89	115.45	0.00	0.00	489	302	791	757	34	7.10

**STATE FINANCE COMMISSION AWARD FOR UNUTILIZED FUNDS
During the year 2015-16 upto the month of March '16**

Sl. No.	Name of the District	Financial Achievement (Rs. in lakhs)								Physical achievement					Road (in Km.) CC/BT/ Water Board Maccadam/ earthen	
		OB as on 01.4.2015	Grant Released	Other received (int. etc.)	Total Funds	Expenditure incurred	% of Exp.	Balance	UC submitted	Balance UC to be submitted	No. of projects			Project completed		Under progress
											Spill Over	taken up	Total			
1	2	3	4	5	6	7	8	9	10	11	12	13	14	15	16	17
1	Angul	64.00	0.00	0.00	64.00	64.00	100	0.00	0.00	0.00	4	3	7	7	0	0.00
2	Balasore	219.15	0.00	0.00	219.15	186.82	85	32.33	0.00	0.00	14	62	76	59	17	5.60
3	Bargarh	387.60	0.00	7.80	395.40	395.40	100	0.00	0.00	0.00	29	52	81	81	0	12.50
4	Bhadrak	0.00	0.00	0.00	0.00	0.00	0	0.00	0.00	0.00	0	0	0	0	0	0.00
5	Balangir	125.00	0.00	0.00	125.00	125.00	100	0.00	0.00	0.00	32	13	45	45	0	4.62
6	Boudh	1.52	0.00	0.00	1.52	1.52	100	0.00	0.00	0.00	6	0	6	6	0	0.00
7	Cuttack	51.77	0.00	0.00	51.77	51.77	100	0.00	0.00	0.00	8	0	8	8	0	0.00
8	Deogarh	0.00	0.00	0.00	0.00	0.00	0	0.00	0.00	0.00	0	0	0	0	0	0.00
9	Dhenkanal	269.20	0.00	0.00	269.20	226.94	84	42.26	0.00	0.00	28	10	38	25	13	0.00
10	Gajapati	34.23	0.00	0.00	34.23	34.23	100	0.00	0.00	0.00	19	0	19	19	0	1.71
11	Ganjam	2.50	0.00	0.00	2.50	2.50	3	0.00	0.00	2.50	7	0	7	7	0	0.00
12	Jagatsinghpur	146.41	0.00	0.00	146.41	103.10	70	43.31	0.00	0.00	6	0	6	3	3	0.25
13	Jajpur	25.54	0.00	0.00	25.54	25.54	100	0.00	0.00	0.00	48	0	48	48	0	0.00
14	Jharsuguda	0.00	0.00	0.00	0.00	0.00	0	0.00	0.00	0.00	0	0	0	0	0	0.00
15	Kalahandi	431.31	23.69	0.00	455.00	23.69	5	431.31	0.00	0.00	0	0	0	0	0	0.00
16	Kandhamal	99.50	0.00	0.00	99.50	99.50	100	0.00	0.00	0.00	104	0	104	104	0	0.00
17	Kendrapada	0.00	0.00	0.00	0.00	0.00	0	0.00	0.00	0.00	0	0	0	0	0	0.00
18	Keonjhar	0.00	0.00	0.00	0.00	0.00	0	0.00	0.00	0.00	0	0	35	0	35	0.00
19	Khurda	0.00	0.00	0.00	0.00	0.00	0	0.00	0.00	0.00	0	0	0	0	0	0.00
20	Koraput	490.00	0.00	0.00	490.00	256.00	52	234.00	0.00	0.00	0	101	101	69	32	0.00
21	Malkangiri	0.00	0.00	0.00	0.00	0.00	0	0.00	0.00	0.00	0	0	0	0	0	0.00
22	Mayurbhanj	264.90	0.00	64.00	328.90	219.20	67	109.70	0.00	0.00	84	111	195	184	11	0.00
23	Nawarangpur	265.00	0.00	0.00	265.00	148.32	56	116.68	0.00	0.00	10	0	10	5	5	0.00
24	Nayagarh	0.00	0.00	0.00	0.00	0.00	0	0.00	0.00	0.00	0	0	0	0	0	0.00
25	Nuapada	13.00	0.00	0.00	13.00	13.00	100	0.00	0.00	0.00	10	0	10	10	0	0.00
26	Puri	78.49	0.00	0.00	78.49	78.49	100	0.00	0.00	0.00	61	0	61	61	0	0.00
27	Rayagada	330.95	0.00	0.00	330.95	259.37	78	71.58	0.00	0.00	11	43	54	43	11	0.00
28	Sambalpur	124.72	0.00	0.00	124.72	107.48	86	17.24	0.00	0.00	22	1	23	16	7	0.00
29	Subarnapur	66.54	0.00	0.00	66.54	66.06	99	0.48	0.00	0.00	8	4	12	7	5	0.00
30	Sundergarh	0.00	0.00	0.00	0.00	0.00	0	0.00	0.00	0.00	0	0	0	0	0	0.00
Total		3491.33	23.69	71.80	3586.82	2487.93	69	1098.89	0.00	2.50	511	400	911	807	104	24.68

3586.82

STATE FINANCE COMMISSION AWARD FOR PERFORMANCE OF LINKED INCENTIVE
During the year 2015-16 upto the month of March '16

Sl. No.	Name of the District	Financial Achievement (Rs. in lakhs)								Physical achievement					
		OB as on 01.4.2015	Grant Released	Other received (int. etc.)	Total Funds	Expenditure incurred	% of Exp.	Balance	UC submitted	Balance UC to be submit	No. of projects			Project completed	Under progress
											Spill Over	taken up	Total		
1	2	3	4	5	6	7	8	9	10	11	12	13	14	15	16
1	Angul	0.00	0.00	0.00	0.00	0.00	0	0.00	0.00	0.00	0	0	0	0	0
2	Balasore	0.00	0.00	0.00	0.00	0.00	0	0.00	0.00	0.00	0	0	0	0	0
3	Bargarh	1.14	0.00	0.00	1.14	1.14	100	0.00	0.00	0.00	2	0	2	2	0
4	Bhadrak	0.00	0.00	0.00	0.00	0.00	0	0.00	0.00	0.00	0	0	0	0	0
5	Balangir	4.11	0.04	0.00	4.15	4.15	100	0.00	0.00	0.00	3	0	3	3	0
6	Boudh	0.00	0.00	0.00	0.00	0.00	0	0.00	0.00	0.00	0	0	0	0	0
7	Cuttack	0.00	0.00	0.00	0.00	0.00	0	0.00	0.00	0.00	1	0	1	0	1
8	Deogarh	0.00	0.00	0.00	0.00	0.00	0	0.00	0.00	0.00	0	0	0	0	0
9	Dhenkanal	0.00	0.00	0.00	0.00	0.00	0	0.00	0.00	0.00	0	0	0	0	0
10	Gajapati	0.00	0.00	0.00	0.00	0.00	0	0.00	0.00	0.00	0	0	0	0	0
11	Ganjam	2.36	0.00	0.00	2.36	2.36	100	0.00	0.00	2.36	0	0	0	0	0
12	Jagatsinghpur	0.00	0.00	0.00	0.00	0.00	0	0.00	0.00	0.00	0	0	0	0	0
13	Jajpur	13.63	0.00	0.00	13.63	13.63	100	0.00	0.00	0.00	10	0	10	0	10
14	Jharsuguda	0.00	0.00	0.00	0.00	0.00	0	0.00	0.00	0.00	0	0	0	0	0
15	Kalahandi	22.89	0.00	0.00	22.89	0.00	0	22.89	0.00	0.00	26	0	26	0	26
16	Kandhamal	0.00	0.00	0.00	0.00	0.00	0	0.00	0.00	0.00	0	0	0	0	0
17	Kendrapada	0.00	0.00	0.00	0.00	0.00	0	0.00	0.00	0.00	0	0	0	0	0
18	Keonjhar	0.00	0.00	0.00	0.00	0.00	0	0.00	0.00	0.00	0	0	0	0	0
19	Khurda	0.00	0.00	0.00	0.00	0.00	0	0.00	0.00	0.00	0	0	0	0	0
20	Koraput	0.00	0.00	0.00	0.00	0.00	0	0.00	0.00	0.00	0	0	0	0	0
21	Malkangiri	0.00	0.00	0.00	0.00	0.00	0	0.00	0.00	0.00	0	0	0	0	0
22	Mayurbhanj	0.00	0.00	0.00	0.00	0.00	0	0.00	0.00	0.00	0	0	0	0	0
23	Nawarangpur	0.00	0.00	0.00	0.00	0.00	0	0.00	0.00	0.00	0	0	0	0	0
24	Nayagarh	0.00	0.00	0.00	0.00	0.00	0	0.00	0.00	0.00	0	0	0	0	0
25	Nuapada	0.00	0.00	0.00	0.00	0.00	0	0.00	0.00	0.00	0	0	0	0	0
26	Puri	0.00	0.00	0.00	0.00	0.00	0	0.00	0.00	0.00	0	0	0	0	0
27	Rayagada	0.00	0.00	0.00	0.00	0.00	0	0.00	0.00	0.00	0	0	0	0	0
28	Sambalpur	2.00	1.14	0.00	3.14	0.00	0	3.14	0.00	0.00	2	0	2	0	2
29	Subarnapur	3.00	0.00	0.00	3.00	3.00	100	0.00	0.00	0.00	2	0	2	2	0
30	Sundergarh	0.00	0.00	0.00	0.00	0.00	0	0.00	0.00	0.00	0	0	0	0	0
Total		49.13	1.18	0.00	50.31	24.28	48	26.03	0.00	2.36	46	0	46	7	39

**STATE FINANCE COMMISSION AWARD FOR MAINTANANCE OF ROADS & BRIDGE (NORMAL)
During the year 2015-16 upto the month of March '16**

Sl. No.	Name of the District	Financial Ahiement (Rs. in lakhs)								Physical achievement						Road (in Km.) CC/BT/ Water Board Maccadom/ earthen
		OB as on 01.4.2015	Grant Released	Other received (int. etc.)	Total Funds	Expenditure incurred	% of Exp.	Balance	UC submitted	Balance UC to be submit	No. of projects			Project complete d	Under progress	
											Spill Over	taken up	Total			
1	2	3	4	5	6	7	8	9	10	11	12	13	14	15	16	17
1	Angul	37.95	0.00	0.00	37.95	37.95	100	0.00	0.00	0.00	11	2	13	13	0	0.00
2	Balasore	108.77	0.00	0.00	108.77	100.75	93	8.02	0.00	0.00	29	10	39	35	4	4.03
3	Bargarh	0.00	255.61	6.93	262.54	262.54	100	0.00	0.00	0.00	11	53	64	64	0	7.86
4	Bhadrak	160.36	0.00	0.00	160.36	96.36	60	64.00	0.00	0.00	0	76	76	25	51	0.04
5	Balangir	0.00	0.00	0.00	0.00	0.00	###	0.00	0.00	0.00	0	0	0	0	0	0.00
6	Boudh	0.00	0.00	0.00	0.00	0.00	###	0.00	0.00	0.00	0	0	0	0	0	0.00
7	Cuttack	0.00	0.00	0.00	0.00	0.00	###	0.00	0.00	0.00	0	0	0	0	0	0.00
8	Deogarh	3.89	0.00	0.00	3.89	3.89	100	0.00	0.00	0.00	1	0	1	1	0	0.12
9	Dhenkanal	266.14	0.00	0.00	266.14	252.00	95	14.14	0.00	0.00	55	44	99	88	11	7.56
10	Gajapati	66.35	0.00	0.00	66.35	66.35	100	0.00	0.00	0.00	33	0	33	33	0	3.32
11	Ganjam	4.09	0.00	0.00	4.09	3.98	97	0.11	0.00	4.09	3	0	3	2	1	0.00
12	Jagatsinghpur	109.56	194.00	0.00	303.56	215.16	71	88.40	0.00	0.00	8	116	124	75	49	7.61
13	Jajpur	199.02	0.00	0.00	199.02	199.02	100	0.00	0.00	0.00	41	0	41	41	0	0.00
14	Jharsuguda	296.38	0.00	7.20	303.58	28.62	9	274.96	0.00	0.00	18	0	18	8	10	0.00
15	Kalahandi	136.15	530.37	0.00	666.52	335.00	50	331.52	0.00	0.00	6	184	190	6	184	6.02
16	Kandhamal	0.00	0.00	0.00	0.00	0.00	###	0.00	0.00	0.00	0	0	0	0	0	0.00
17	Kendrapada	46.51	0.00	0.00	46.51	43.51	94	3.00	0.00	0.00	3	40	43	41	2	2.18
18	Keonjhar	5.00	0.00	0.00	5.00	5.00	100	0.00	0.00	0.00	2	0	2	2	0	0.00
19	Khurda	24.87	0.00	0.00	24.87	24.87	100	0.00	0.00	21.15	17	0	17	17	0	1.29
20	Koraput	230.98	54.00	0.00	284.98	108.03	38	176.95	0.00	0.00	17	108	125	40	85	0.00
21	Malkangiri	0.00	0.00	0.00	0.00	0.00	###	0.00	0.00	0.00	0	0	0	0	0	0.00
22	Mayurbhanj	214.58	0.00	0.00	214.58	193.84	90	20.74	0.00	0.00	46	51	97	92	5	0.00
23	Nawarangpur	0.00	0.00	0.00	0.00	0.00	###	0.00	0.00	0.00	0	0	0	0	0	0.00
24	Nayagarh	0.00	0.00	0.00	0.00	0.00	###	0.00	0.00	0.00	0	0	0	0	0	0.00
25	Nuapada	0.00	0.00	0.00	0.00	0.00	###	0.00	0.00	0.00	0	0	0	0	0	0.00
26	Puri	100.33	0.00	0.00	100.33	100.33	100	0.00	0.00	0.00	11	0	11	11	0	0.00
27	Rayagada	0.00	0.00	0.00	0.00	0.00	###	0.00	0.00	0.00	0	0	0	0	0	0.00
28	Sambalpur	0.00	50.86	0.00	50.86	0.00	0	50.86	0.00	0.00	0	17	17	0	17	0.00
29	Subarnapur	57.49	0.00	0.00	57.49	57.42	100	0.07	0.00	0.00	14	1	15	14	1	0.00
30	Sundergarh	0.00	0.00	0.00	0.00	0.00	###	0.00	0.00	0.00	0	0	0	0	0	0.00
	Total	2068.42	1084.84	14.13	3167.39	2134.62	67	1032.77	0.00	25.24	326	702	1028	608	420	40.03

**STATE FINANCE COMMISSION AWARD FOR CONSTRUCTION OF G.P. BUILDING
During the year 2015-16 upto the month of March '16**

Sl. No.	Name of the District	Financial Achievement (Rs. in lakhs)									Physical achievement				
		OB as on 01.4.2015	Grant Released	Other received (int. etc.)	Total Funds	Expenditure incurred	% of Exp.	Balance	UC submitted	Balance UC to be submit	No. of projects			Project completed	Under progress
											Spill Over	taken up	Total		
1	2	3	4	5	6	7	8	9	10	11	12	13	14	15	16
1	Angul	0.00	0.00	0.00	0.00	0.00	0	0.00	0.00	0.00	0	0	0	0	0
2	Balasore	7.67	0.00	0.00	7.67	5.50	72	2.17	0.00	0.00	9	0	9	6	3
3	Bargarh	0.00	0.00	0.00	0.00	0.00	0	0.00	0.00	0.00	0	0	0	0	0
4	Bhadrak	0.00	0.00	0.00	0.00	0.00	0	0.00	0.00	0.00	0	0	0	0	0
5	Balangir	0.00	0.00	0.00	0.00	0.00	0	0.00	0.00	0.00	0	0	0	0	0
6	Boudh	0.00	0.00	0.00	0.00	0.00	0	0.00	0.00	0.00	0	0	0	0	0
7	Cuttack	1.20	0.00	0.00	1.20	1.00	83	0.20	0.00	0.00	2	0	2	1	1
8	Deogarh	0.00	0.00	0.00	0.00	0.00	0	0.00	0.00	0.00	0	0	0	0	0
9	Dhenkanal	5.03	0.00	0.00	5.03	4.75	94	0.28	0.00	0.00	3	0	3	2	1
10	Gajapati	0.00	0.00	0.00	0.00	0.00	0	0.00	0.00	0.00	0	0	0	0	0
11	Ganjam	0.46	0.00	0.00	0.46	0.10	22	0.36	0.00	0.46	2	0	2	1	1
12	Jagatsinghpur	16.96	0.00	0.00	16.96	12.42	73	4.54	0.00	0.00	0	0	0	0	0
13	Jajpur	5.85	0.00	0.00	5.85	5.85	100	0.00	0.00	0.00	2	1	3	3	0
14	Jharsuguda	0.00	0.00	0.00	0.00	0.00	0	0.00	0.00	0.00	0	0	0	0	0
15	Kalahandi	7.30	9.00	0.00	16.30	9.00	55	7.30	0.00	0.00	16	4	20	16	4
16	Kandhamal	0.00	0.00	0.00	0.00	0.00	0	0.00	0.00	0.00	0	0	0	0	0
17	Kendrapada	0.00	0.00	0.00	0.00	0.00	0	0.00	0.00	0.00	0	0	0	0	0
18	Keonjhar	0.00	0.00	0.00	0.00	0.00	0	0.00	0.00	0.00	0	0	0	0	0
19	Khurda	0.00	0.00	0.00	0.00	0.00	0	0.00	0.00	0.00	0	0	0	0	0
20	Koraput	2.00	0.00	0.00	2.00	2.00	100	0.00	0.00	0.00	1	0	1	1	0
21	Malkangiri	0.00	0.00	0.00	0.00	0.00	0	0.00	0.00	0.00	0	0	0	0	0
22	Mayurbhanj	0.00	0.00	0.00	0.00	0.00	0	0.00	0.00	0.00	0	0	0	0	0
23	Nawarangpur	0.00	0.00	0.00	0.00	0.00	0	0.00	0.00	0.00	0	0	0	0	0
24	Nayagarh	0.00	0.00	0.00	0.00	0.00	0	0.00	0.00	0.00	0	0	0	0	0
25	Nuapada	0.00	0.00	0.00	0.00	0.00	0	0.00	0.00	0.00	0	0	0	0	0
26	Puri	0.00	0.00	0.00	0.00	0.00	0	0.00	0.00	0.00	0	0	0	0	0
27	Rayagada	0.00	0.00	0.00	0.00	0.00	0	0.00	0.00	0.00	0	0	0	0	0
28	Sambalpur	0.00	0.00	0.00	0.00	0.00	0	0.00	0.00	0.00	0	0	0	0	0
29	Subarnapur	0.00	0.00	0.00	0.00	0.00	0	0.00	0.00	0.00	0	0	0	0	0
30	Sundergarh	0.00	0.00	0.00	0.00	0.00	0	0.00	0.00	0.00	0	0	0	0	0
Total		46.47	9.00	0.00	55.47	40.62	73	14.85	0.00	0.46	35	5	40	30	10

STATE FINANCE COMMISSION AWARD FOR MIPs (BELOW 40 HECT.) OF PANCHAYATS

During the year 2015-16 upto the month of March '16

Sl. No.	Name of the District	Financial Aievement (Rs. in lakhs)									Physical achievement				
		OB as on 01.4.2015	Grant Released	Other received (int. etc.)	Total Funds	Expenditure incurred	% of Exp.	Balance	UC submitted	Balance UC to be submit	No. of projects			Project completed	Under progress
											Spill Over	taken up	Total		
1	2	3	4	5	6	7	8	9	10	11	12	13	14	15	16
1	Angul	0.00	0.00	0.00	0.00	0.00	0	0.00	0.00	0.00	0	0	0	0	0
2	Balasore	16.40	0.00	0.00	16.40	8.40	51	8.00	0.00	0.00	5	0	5	3	2
3	Bargarh	13.24	0.00	0.00	13.24	13.24	100	0.00	0.00	0.00	7	0	7	7	0
4	Bhadrak	15.00	0.00	0.00	15.00	0.00	0	15.00	0.00	0.00	0	0	0	0	0
5	Balangir	21.01	0.00	0.00	21.01	21.01	100	0.00	0.00	0.00	11	0	11	11	0
6	Boudh	0.00	0.00	0.00	0.00	0.00	0	0.00	0.00	0.00	0	0	0	0	0
7	Cuttack	5.53	0.00	0.00	5.53	2.53	46	3.00	0.00	0.00	2	0	2	1	1
8	Deogarh	0.00	0.00	0.00	0.00	0.00	0	0.00	0.00	0.00	0	0	0	0	0
9	Dhenkanal	49.55	0.00	0.00	49.55	0.00	0	49.55	0.00	0.00	16	0	16	0	16
10	Gajapati	0.00	0.00	0.00	0.00	0.00	0	0.00	0.00	0.00	0	0	0	0	0
11	Ganjam	1.80	0.00	0.00	1.80	1.80	100	0.00	0.00	1.80	3	0	3	3	0
12	Jagatsinghpur	25.00	0.00	0.00	25.00	0.00	0	25.00	0.00	0.00	0	0	0	0	0
13	Jajpur	313.43	0.00	0.00	313.43	295.37	94	18.06	0.00	0.00	24	0	24	15	9
14	Jharsuguda	0.00	0.00	0.00	0.00	0.00	0	0.00	0.00	0.00	0	0	0	0	0
15	Kalahandi	65.32	0.00	0.00	65.32	0.00	0	65.32	0.00	0.00	8	0	8	0	8
16	Kandhamal	0.00	0.00	0.00	0.00	0.00	0	0.00	0.00	0.00	0	0	0	0	0
17	Kendrapada	0.00	0.00	0.00	0.00	0.00	0	0.00	0.00	0.00	0	0	0	0	0
18	Keonjhar	0.00	0.00	0.00	0.00	0.00	0	0.00	0.00	0.00	0	0	0	0	0
19	Khurda	278.05	0.00	0.00	278.05	264.14	95	13.91	0.00	10.00	34	0	34	16	18
20	Koraput	0.00	0.00	0.00	0.00	0.00	0	0.00	0.00	0.00	0	0	0	0	0
21	Malkangiri	0.00	0.00	0.00	0.00	0.00	0	0.00	0.00	0.00	0	0	0	0	0
22	Mayurbhanj	0.00	0.00	0.00	0.00	0.00	0	0.00	0.00	0.00	0	0	0	0	0
23	Nawarangpur	0.00	0.00	0.00	0.00	0.00	0	0.00	0.00	0.00	0	0	0	0	0
24	Nayagarh	0.00	0.00	0.00	0.00	0.00	0	0.00	0.00	0.00	0	0	0	0	0
25	Nuapada	0.00	0.00	0.00	0.00	0.00	0	0.00	0.00	0.00	0	0	0	0	0
26	Puri	0.00	0.00	0.00	0.00	0.00	0	0.00	0.00	0.00	0	0	0	0	0
27	Rayagada	0.00	0.00	0.00	0.00	0.00	0	0.00	0.00	0.00	0	0	0	0	0
28	Sambalpur	0.00	0.00	0.00	0.00	0.00	0	0.00	0.00	0.00	0	0	0	0	0
29	Subarnapur	0.00	0.00	0.00	0.00	0.00	0	0.00	0.00	0.00	0	0	0	0	0
30	Sundergarh	0.00	0.00	0.00	0.00	0.00	0	0.00	0.00	0.00	0	0	0	0	0
Total		804.33	0.00	0.00	804.33	606.49	75	197.84	0.00	11.80	110	0	110	56	54

Undistributed amount Rs. 21.00 lakhs is laying at DRDA Khurda

**NON PLAN FINANCIAL AND PHYSICAL ACHIEVEMENT (NON-TFC/SFC)
During the year 2015-16 upto the month of March '16**

Sl. No.	Name of the District	Financial Achievement (Rs. in lakhs)									Physical achievement				
		OB as on 01.4.2015	Grant Released	Other received (int. etc.)	Total Funds	Expenditure incurred	% of Exp.	Balance	UC submitted	Balance UC to be submit	No. of projects			Project completed	Under progress
											Spill Over	taken up	Total		
1	2	3	4	5	6	7	8	9	10	11	12	13	14	15	16
1	Angul	54.67	49.00	0.00	103.67	103.67	100	0.00	0.00	0.00	26	18	44	44	0
2	Balasore	70.08	0.00	0.00	70.08	63.58	91	6.50	0.00	0.00	5	15	20	17	3
3	Bargarh	143.46	3.74	0.00	147.20	147.20	100	0.00	0.00	0.00	10	2	12	12	0
4	Bhadrak	109.50	0.00	0.00	109.50	109.50	100	0.00	0.00	0.00	2	8	10	9	1
5	Balangir	36.01	0.00	0.00	36.01	36.01	100	0.00	0.00	0.00	12	3	15	15	0
6	Boudh	17.54	0.00	0.00	17.54	17.54	100	0.00	0.00	0.00	2	0	2	2	0
7	Cuttack	62.54	0.00	0.00	62.54	52.64	84	9.90	0.00	0.00	3	14	17	15	2
8	Deogarh	49.13	21.50	0.00	70.63	70.63	100	0.00	0.00	0.00	10	9	19	19	0
9	Dhenkanal	52.07	56.50	0.00	108.57	93.44	86	15.13	0.00	0.00	12	15	27	22	5
10	Gajapati	0.00	0.00	0.00	0.00	0.00	###	0.00	0.00	0.00	0	0	0	0	0
11	Ganjam	153.64	5.00	0.00	158.64	127.50	80	31.14	0.00	156.81	5	1	6	4	2
12	Jagatsinghpur	34.48	44.00	0.00	78.48	49.15	63	29.33	0.00	0.00	5	2	7	0	7
13	Jajpur	130.68	0.00	0.00	130.68	130.68	100	0.00	0.00	0.00	20	0	20	20	0
14	Jharsuguda	154.03	32.50	3.91	190.44	21.77	11	168.67	0.00	0.00	0	7	7	0	7
15	Kalahandi	180.15	178.21	0.00	358.36	178.21	50	180.15	0.00	0.00	9	0	9	0	9
16	Kandhamal	36.63	0.00	0.00	36.63	36.63	100	0.00	0.00	0.00	0	8	8	8	0
17	Kendrapada	156.26	77.50	0.00	233.76	177.76	76	56.00	0.00	0.00	16	24	40	25	15
18	Keonjhar	28.48	81.02	0.00	109.50	99.50	91	10.00	0.00	0.00	1	27	28	27	1
19	Khurda	97.68	0.00	0.00	97.68	97.68	100	0.00	0.00	51.18	22	0	22	22	0
20	Koraput	302.97	0.00	0.00	302.97	276.65	91	26.32	0.00	0.00	62	12	74	61	13
21	Malkangiri	53.62	0.00	0.00	53.62	46.37	86	7.25	0.00	0.00	21	0	21	16	5
22	Mayurbhanj	191.63	60.00	0.00	251.63	234.53	93	17.10	0.00	0.00	17	42	59	54	5
23	Nawarangpur	52.69	0.00	0.00	52.69	24.16	46	28.53	0.00	0.00	11	0	11	4	7
24	Nayagarh	207.00	0.00	0.00	207.00	207.00	100	0.00	0.00	207.00	12	0	12	12	0
25	Nuapada	31.00	72.50	0.00	103.50	103.50	100	0.00	0.00	0.00	4	21	25	25	0
26	Puri	63.62	113.00	0.00	176.62	176.62	100	0.00	0.00	0.00	13	33	46	46	0
27	Rayagada	0.00	0.00	0.00	0.00	0.00	###	0.00	0.00	0.00	0	0	0	0	0
28	Sambalpur	146.05	27.00	0.00	173.05	81.59	47	91.46	0.00	0.00	5	17	22	9	13
29	Subarnapur	70.97	18.00	0.00	88.97	86.51	97	2.46	0.00	0.00	15	12	27	20	7
30	Sundergarh	0.00	0.00	0.00	0.00	0.00	###	0.00	0.00	0.00	0	0	0	0	0
	Total	2686.58	839.47	3.91	3529.96	2850.02	81	679.94	0.00	414.99	320	290	610	508	102

**STATE FINANCE COMMISSION AWARD FOR MAINTANANCE & REPAIR OF NON-RESIDENTIAL BUILDING
During the year 2015-16 upto the month of March '16**

Sl. No.	Name of the District	Financial Ahiement (Rs. in lakhs)								Physical achievement					Non-Residential Building for maintenance (in squire meter)	
		OB as on 01.4.2015	Grant Released	Other received (int. etc.)	Total Funds	Expenditure incurred	% of Exp.	Balance	UC submitted	Balance UC to be submit	No. of projects			Project complete		Under progress
											Spill Over	taken up	Total			
1	2	3	4	5	6	7	8	9	10	11	12	13	14	15	16	17
1	Angul	6.07	25.00	0.00	31.07	31.07	100	0.00	0.00	0.00	6	9	15	15	0	0.00
2	Balasore	24.08	0.00	0.00	24.08	22.83	95	1.25	0.00	0.00	2	14	16	15	1	0.00
3	Bargarh	143.46	3.74	0.00	147.20	147.20	100	0.00	0.00	0.00	10	2	12	12	0	0.00
4	Bhadrak	21.50	0.00	0.00	21.50	21.50	100	0.00	0.00	0.00	2	0	2	2	0	0.00
5	Balangir	0.00	0.00	0.00	0.00	0.00	0	0.00	0.00	0.00	0	0	0	0	0	0.00
6	Boudh	7.52	0.00	0.00	7.52	7.52	100	0.00	0.00	0.00	0	0	0	0	0	0.00
7	Cuttack	6.09	0.00	0.00	6.09	0.00	0	6.09	0.00	0.00	1	0	1	0	1	0.00
8	Deogarh	7.52	12.50	0.00	20.02	20.02	100	0.00	0.00	0.00	0	3	3	3	0	0.00
9	Dhenkanal	24.07	22.50	0.00	46.57	41.57	89	5.00	0.00	0.00	11	7	18	16	2	0.00
10	Gajapati	0.00	0.00	0.00	0.00	0.00	0	0.00	0.00	0.00	0	0	0	0	0	0.00
11	Ganjam	51.50	5.00	0.00	56.50	46.50	82	10.00	0.00	56.50	2	0	2	2	0	0.00
12	Jagatsinghpur	0.00	20.00	0.00	20.00	10.36	52	9.64	0.00	0.00	0	2	2	0	2	0.00
13	Jajpur	6.11	0.00	0.00	6.11	6.11	100	0.00	0.00	0.00	4	0	4	4	0	0.00
14	Jharsuguda	9.02	5.00	0.00	14.02	6.71	48	7.31	0.00	0.00	0	2	2	0	2	0.00
15	Kalahandi	35.10	0.00	0.00	35.10	0.00	0	35.10	0.00	0.00	0	0	0	0	0	0.00
16	Kandhamal	16.13	0.00	0.00	16.13	16.13	100	0.00	0.00	0.00	0	4	4	4	0	0.00
17	Kendrapada	22.56	52.94	0.00	75.50	61.50	81	14.00	0.00	0.00	1	20	21	13	8	0.00
18	Keonjhar	28.48	42.02	0.00	70.50	60.50	86	10.00	0.00	0.00	1	14	15	14	1	0.00
19	Khurda	0.00	0.00	0.00	0.00	0.00	0	0.00	0.00	0.00	0	0	0	0	0	0.00
20	Koraput	64.95	0.00	0.00	64.95	50.49	78	14.46	0.00	0.00	16	12	28	21	7	0.00
21	Malkangiri	0.00	0.00	0.00	0.00	0.00	0	0.00	0.00	0.00	0	0	0	0	0	0.00
22	Mayurbhanj	73.89	20.00	0.00	93.89	92.89	99	1.00	0.00	0.00	13	19	32	31	1	0.00
23	Nawarangpur	30.07	0.00	0.00	30.07	15.20	51	14.87	0.00	0.00	1	0	1	0	1	0.00
24	Nayagarh	180.00	0.00	0.00	180.00	180.00	100	0.00	0.00	180.00	8	0	8	8	0	0.00
25	Nuapada	0.00	17.50	0.00	17.50	17.50	100	0.00	0.00	0.00	0	6	6	6	0	0.00
26	Puri	17.62	32.50	0.00	50.12	50.12	100	0.00	0.00	0.00	10	11	21	21	0	0.00
27	Rayagada	0.00	0.00	0.00	0.00	0.00	0	0.00	0.00	0.00	0	0	0	0	0	0.00
28	Sambalpur	27.50	0.00	0.00	27.50	9.80	36	17.70	0.00	0.00	0	8	8	4	4	0.00
29	Subarnapur	25.29	0.00	0.00	25.29	25.10	99	0.19	0.00	0.00	3	6	9	7	2	0.00
30	Sundergarh	0.00	0.00	0.00	0.00	0.00	0	0.00	0.00	0.00	0	0	0	0	0	0.00
Total		828.53	258.70	0.00	1087.23	940.62	87	146.61	0.00	236.50	91	139	230	198	32	0.00

STATE FINANCE COMMISSION AWARD FOR MAINTANANCE & REPAIR OF RESIDENTIAL BUILDING
During the year 2015-16 upto the month of March '16

Sl. No.	Name of the District	Financial Ahiement (Rs. in lakhs)								Physical achievement					Residential Building for maintenance (in square meter)	
		OB as on 01.4.2015	Grant Released	Other received (int.etc.)	Total Funds	Expenditure incurred	% of Exp.	Balance	UC submitted	Balance UC to be submit	No. of projects			Project complete		Under progress
											Spill Over	taken up	Total			
1	2	3	4	5	6	7	8	9	10	11	12	13	14	15	16	17
1	Angul	22.60	24.00	0.00	46.60	46.60	100	0.00	0.00	0.00	13	9	22	22	0	
2	Balasore	0.00	0.00	0.00	0.00	0.00	0	0.00	0.00	0.00	0	0	0	0	0	
3	Bargarh	0.00	0.00	0.00	0.00	0.00	0	0.00	0.00	0.00	0	0	0	0	0	
4	Bhadrak	0.00	0.00	0.00	0.00	0.00	0	0.00	0.00	0.00	0	0	0	0	0	
5	Balangir	0.00	0.00	0.00	0.00	0.00	0	0.00	0.00	0.00	0	0	0	0	0	
6	Boudh	7.69	0.00	0.00	7.69	7.69	100	0.00	0.00	0.00	0	0	0	0	0	
7	Cuttack	56.26	0.00	0.00	56.26	52.45	93	3.81	0.00	0.00	1	14	15	14	1	
8	Deogarh	0.00	9.00	0.00	9.00	9.00	100	0.00	0.00	0.00	0	6	6	6	6	0
9	Dhenkanal	0.00	24.00	0.00	24.00	21.00	88	3.00	0.00	0.00	0	6	6	5	1	
10	Gajapati	0.00	0.00	0.00	0.00	0.00	0	0.00	0.00	0.00	0	0	0	0	0	
11	Ganjam	0.00	0.00	0.00	0.00	0.00	0	0.00	0.00	0.00	0	0	0	0	0	
12	Jagatsinghpur	34.48	24.00	0.00	58.48	38.79	66	19.69	0.00	0.00	5	0	5	0	5	
13	Jajpur	17.23	0.00	0.00	17.23	17.23	100	0.00	0.00	0.00	2	0	2	2	0	
14	Jharsuguda	107.51	6.00	0.50	114.01	11.07	10	102.94	0.00	0.00	0	2	2	0	2	
15	Kalahandi	37.05	0.00	0.00	37.05	0.00	0	37.05	0.00	0.00	3	0	3	0	3	
16	Kandhamal	0.00	0.00	0.00	0.00	0.00	0	0.00	0.00	0.00	0	0	0	0	0	
17	Kendrapada	16.00	0.00	0.00	16.00	16.00	100	0.00	0.00	0.00	9	0	9	9	0	
18	Keonjhar	0.00	39.00	0.00	39.00	39.00	100	0.00	0.00	0.00	0	13	13	13	0	
19	Khurda	23.00	0.00	0.00	23.00	23.00	100	0.00	0.00	0.00	9	0	9	9	0	
20	Koraput	35.87	0.00	0.00	35.87	24.01	67	11.86	0.00	0.00	14	0	14	8	6	
21	Malkangiri	53.62	0.00	0.00	53.62	46.37	86	7.25	0.00	0.00	21	0	21	16	5	
22	Mayurbhanj	78.00	0.00	0.00	78.00	72.00	92	6.00	0.00	0.00	0	13	13	10	3	
23	Nawarangpur	22.62	0.00	0.00	22.62	8.96	40	13.66	0.00	0.00	10	0	10	4	6	
24	Nayagarh	0.00	0.00	0.00	0.00	0.00	0	0.00	0.00	0.00	0	0	0	0	0	
25	Nuapada	0.00	15.00	0.00	15.00	15.00	100	0.00	0.00	0.00	0	15	15	15	0	
26	Puri	11.00	33.00	0.00	44.00	44.00	100	0.00	0.00	0.00	0	22	22	22	0	
27	Rayagada	0.00	0.00	0.00	0.00	0.00	0	0.00	0.00	0.00	0	0	0	0	0	
28	Sambalpur	0.02	27.00	0.00	27.02	14.68	54	12.34	0.00	0.00	0	9	9	5	4	
29	Subarnapur	5.77	18.00	0.00	23.77	23.50	99	0.27	0.00	0.00	5	6	11	6	5	
30	Sundergarh	0.00	0.00	0.00	0.00	0.00	0	0.00	0.00	0.00	0	0	0	0	0	
Total		528.72	219.00	0.50	748.22	530.35	71	217.87	0.00	0.00	92	115	207	166	41	

STATE FINANCE COMMISSION AWARD FOR CONTRUCTION OF NON-RESIDENTIAL BUILDING OF PRIs
During the year 2015-16 upto the month of March '16

Sl. No.	Name of the District	Financial Ahiement (Rs. in lakhs)								Physical achievement					
		OB as on 01.4.2015	Grant Released	Other received (int. etc.)	Total Funds	Expenditure incurred	% of Exp.	Balance	UC submitted	Balance UC to be submit	No. of projects			Project completed	Under progress
											Spill Over	taken up	Total		
1	2	3	4	5	6	7	8	9	10	11	12	13	14	15	16
1	Angul	0.00	0.00	0.00	0.00	0.00	0	0.00	0.00	0.00	0	0	0	0	0
2	Balasore	38.00	0.00	0.00	38.00	32.75	86	5.25	0.00	0.00	1	1	2	0	2
3	Bargarh	0.00	0.00	0.00	0.00	0.00	0	0.00	0.00	0.00	0	0	0	0	0
4	Bhadrak	88.00	0.00	0.00	88.00	88.00	100	0.00	0.00	0.00	0	8	8	7	1
5	Balangir	36.01	0.00	0.00	36.01	36.01	100	0.00	0.00	0.00	12	3	15	15	0
6	Boudh	2.33	0.00	0.00	2.33	2.33	100	0.00	0.00	0.00	2	0	2	2	0
7	Cuttack	0.19	0.00	0.00	0.19	0.19	100	0.00	0.00	0.00	1	0	1	1	0
8	Deogarh	41.61	0.00	0.00	41.61	41.61	100	0.00	0.00	0.00	10	0	10	10	0
9	Dhenkanal	10.00	10.00	0.00	20.00	20.00	100	0.00	0.00	0.00	0	1	1	1	0
10	Gajapati	0.00	0.00	0.00	0.00	0.00	0	0.00	0.00	0.00	0	0	0	0	0
11	Ganjam	100.31	0.00	0.00	100.31	80.00	80	20.31	0.00	100.31	3	0	3	2	1
12	Jagatsinghpur	0.00	0.00	0.00	0.00	0.00	0	0.00	0.00	0.00	0	0	0	0	0
13	Jajpur	0.00	0.00	0.00	0.00	0.00	0	0.00	0.00	0.00	0	0	0	0	0
14	Jharsuguda	35.00	7.50	0.00	42.50	1.63	4	40.87	0.00	0.00	0	3	3	0	3
15	Kalahandi	40.00	178.21	0.00	218.21	178.21	82	40.00	0.00	0.00	6	0	6	0	6
16	Kandhamal	0.00	0.00	0.00	0.00	0.00	0	0.00	0.00	0.00	0	0	0	0	0
17	Kendrapada	85.70	16.56	0.00	102.26	90.26	88	12.00	0.00	0.00	3	4	7	1	6
18	Keonjhar	0.00	0.00	0.00	0.00	0.00	0	0.00	0.00	0.00	0	0	0	0	0
19	Khurda	43.68	0.00	0.00	43.68	43.68	100	0.00	0.00	29.18	9	0	9	9	0
20	Koraput	202.15	0.00	0.00	202.15	202.15	100	0.00	0.00	0.00	32	0	32	32	0
21	Malkangiri	0.00	0.00	0.00	0.00	0.00	0	0.00	0.00	0.00	0	0	0	0	0
22	Mayurbhanj	10.23	40.00	0.00	50.23	40.13	80	10.10	0.00	0.00	4	5	9	8	1
23	Nawarangpur	0.00	0.00	0.00	0.00	0.00	0	0.00	0.00	0.00	0	0	0	0	0
24	Nayagarh	0.00	0.00	0.00	0.00	0.00	0	0.00	0.00	0.00	0	0	0	0	0
25	Nuapada	22.80	40.00	0.00	62.80	62.80	100	0.00	0.00	0.00	2	0	2	2	0
26	Puri	35.00	47.50	0.00	82.50	82.50	100	0.00	0.00	0.00	3	0	3	3	0
27	Rayagada	0.00	0.00	0.00	0.00	0.00	0	0.00	0.00	0.00	0	0	0	0	0
28	Sambalpur	62.03	0.00	0.00	62.03	44.86	72	17.17	0.00	0.00	2	0	2	0	2
29	Subarnapur	6.41	0.00	0.00	6.41	6.41	100	0.00	0.00	0.00	4	0	4	4	0
30	Sundergarh	0.00	0.00	0.00	0.00	0.00	0	0.00	0.00	0.00	0	0	0	0	0
Total		859.45	339.77	0.00	1199.22	1053.52	88	145.70	0.00	129.49	94	25	119	97	22

STATE FINANCE COMMISSION AWARD FOR CONSTRUCTION OF RESIDENTIAL BUILDING OF PRIs
During the year 2015-16 upto the month of March '16

Sl. No.	Name of the District	Financial Ahiement (Rs. in lakhs)								Physical achievement					
		OB as on 01.4.2015	Grant Released	Other received (int. etc.)	Total Funds	Expenditure incurred	% of Exp.	Balance	UC submitted	Balance UC to be submit	No. of projects			Project completed	Under progress
											Spill Over	taken up	Total		
1	2	3	4	5	6	7	8	9	10	11	12	13	14	15	16
1	Angul	26.00	0.00	0.00	26.00	26.00	100	0.00	0.00	0.00	7	0	7	7	0
2	Balasore	8.00	0.00	0.00	8.00	8.00	100	0.00	0.00	0.00	2	0	2	2	0
3	Bargarh	0.00	0.00	0.00	0.00	0.00	0	0.00	0.00	0.00	0	0	0	0	0
4	Bhadrak	0.00	0.00	0.00	0.00	0.00	0	0.00	0.00	0.00	0	0	0	0	0
5	Balangir	0.00	0.00	0.00	0.00	0.00	0	0.00	0.00	0.00	0	0	0	0	0
6	Boudh	0.00	0.00	0.00	0.00	0.00	0	0.00	0.00	0.00	0	0	0	0	0
7	Cuttack	0.00	0.00	0.00	0.00	0.00	0	0.00	0.00	0.00	0	0	0	0	0
8	Deogarh	0.00	0.00	0.00	0.00	0.00	0	0.00	0.00	0.00	0	0	0	0	0
9	Dhenkanal	18.00	0.00	0.00	18.00	10.87	60	7.13	0.00	0.00	1	1	2	0	2
10	Gajapati	0.00	0.00	0.00	0.00	0.00	0	0.00	0.00	0.00	0	0	0	0	0
11	Ganjam	1.83	0.00	0.00	1.83	1.00	55	0.83	0.00	0.00	0	1	1	0	1
12	Jagatsinghpur	0.00	0.00	0.00	0.00	0.00	0	0.00	0.00	0.00	0	0	0	0	0
13	Jajpur	107.34	0.00	0.00	107.34	107.34	100	0.00	0.00	0.00	14	0	14	14	0
14	Jharsuguda	2.50	14.00	3.41	19.91	2.36	12	17.55	0.00	0.00	0	0	0	0	0
15	Kalahandi	68.00	0.00	0.00	68.00	0.00	0	68.00	0.00	0.00	0	0	0	0	0
16	Kandhamal	20.50	0.00	0.00	20.50	20.50	100	0.00	0.00	0.00	0	4	4	4	0
17	Kendrapada	32.00	8.00	0.00	40.00	10.00	25	30.00	0.00	0.00	3	0	3	2	1
18	Keonjhar	0.00	0.00	0.00	0.00	0.00	0	0.00	0.00	0.00	0	0	0	0	0
19	Khurda	31.00	0.00	0.00	31.00	31.00	100	0.00	0.00	22.00	4	0	4	4	0
20	Koraput	0.00	0.00	0.00	0.00	0.00	0	0.00	0.00	0.00	0	0	0	0	0
21	Malkangiri	0.00	0.00	0.00	0.00	0.00	0	0.00	0.00	0.00	0	0	0	0	0
22	Mayurbhanj	29.51	0.00	0.00	29.51	29.51	100	0.00	0.00	0.00	0	5	5	5	0
23	Nawarangpur	0.00	0.00	0.00	0.00	0.00	0	0.00	0.00	0.00	0	0	0	0	0
24	Nayagarh	27.00	0.00	0.00	27.00	27.00	100	0.00	0.00	27.00	4	0	4	4	0
25	Nuapada	8.20	0.00	0.00	8.20	8.20	100	0.00	0.00	0.00	2	0	2	2	0
26	Puri	0.00	0.00	0.00	0.00	0.00	0	0.00	0.00	0.00	0	0	0	0	0
27	Rayagada	0.00	0.00	0.00	0.00	0.00	0	0.00	0.00	0.00	0	0	0	0	0
28	Sambalpur	56.50	0.00	0.00	56.50	12.25	22	44.25	0.00	0.00	3	0	3	0	3
29	Subarnapur	33.50	0.00	0.00	33.50	31.50	94	2.00	0.00	0.00	3	0	3	3	0
30	Sundergarh	0.00	0.00	0.00	0.00	0.00	0	0.00	0.00	0.00	0	0	0	0	0
Total		469.88	22.00	3.41	495.29	325.53	66	169.76	0.00	49.00	43	11	54	47	7

ABSTRACT REPORT OF FINANCIAL AND PHYSICAL ACHIEVEMENT UNDER SFC AND NON-SFC

During the year 2015-16 upto the month of March '16


Sl. No.	Name of the District	Financial Achievement (Rs. in lakhs)								Physical achievement						Road (in Km.) CC/BT/ Water Board
		OB as on 01.4.2015	Grant Released	Other received (int. etc.)	Total Funds	Expenditure incurred	% of Exp.	Balance	UC submitted	Balance UC to be submitted	No. of projects			Project completed	Under progress	
											Spill Over	taken up	Total			
1	2	3	4	5	6	7	8	9	10	11	12	13	14	15	16	17
1	Angul	297.18	49.00	0.00	346.18	346.18	100	0.00	0.00	0.00	88	65	153	153	0	0.00
2	Balasore	507.13	0.00	0.00	507.13	439.37	87	67.76	0.00	0.00	79	123	202	167	35	9.63
3	Bargarh	598.45	259.35	15.43	873.23	873.23	100	0.00	0.00	0.00	77	122	199	199	0	21.95
4	Bhadrak	434.68	0.00	0.00	434.68	355.68	82	79.00	0.00	0.00	66	84	150	98	52	0.21
5	Balangir	199.23	38.54	0.00	237.77	237.77	100	0.00	0.00	0.00	65	16	81	81	0	6.53
6	Boudh	19.92	0.00	0.00	19.92	19.92	100	0.00	0.00	0.00	15	0	15	15	0	0.00
7	Cuttack	145.10	0.00	0.00	145.10	131.44	91	13.66	0.00	0.00	18	14	32	26	6	0.00
8	Deogarh	62.36	21.50	0.00	83.86	83.86	100	0.00	0.00	0.00	14	9	23	23	0	0.40
9	Dhenkanal	958.30	56.50	0.00	1014.80	880.19	87	134.61	0.00	0.00	235	69	304	251	53	16.65
10	Gajapati	107.12	0.00	0.00	107.12	107.12	100	0.00	0.00	0.00	60	0	60	60	0	5.99
11	Ganjam	198.29	5.00	0.00	203.29	170.74	84	32.55	0.00	201.46	78	7	85	77	8	0.00
12	Jagatsinghpur	363.83	243.00	0.00	606.83	411.25	68	195.58	0.00	0.00	24	119	143	79	64	8.66
13	Jajpur	728.31	0.00	0.00	728.31	710.25	98	18.06	0.00	0.00	164	1	165	146	19	1.34
14	Jharsuguda	450.41	80.84	11.11	542.36	64.99	12	477.37	0.00	0.00	18	10	28	9	19	0.00
15	Kalahandi	937.10	773.75	0.00	1710.85	578.38	34	1132.47	0.00	0.00	65	188	253	22	231	6.02
16	Kandhamal	185.27	0.00	0.00	185.27	185.27	100	0.00	0.00	0.00	200	8	208	208	0	0.00
17	Kendrapada	211.77	77.50	0.00	289.27	230.27	80	59.00	0.00	0.00	24	64	88	71	17	2.63
18	Keonjhar	33.48	81.02	0.00	114.50	104.50	91	10.00	0.00	0.00	3	27	30	29	1	0.00
19	Khurda	410.60	0.00	0.00	410.60	396.69	97	13.91	0.00	92.33	78	0	78	60	18	2.34
20	Koraput	1106.25	54.00	0.00	1160.25	722.98	62	437.27	0.00	0.00	111	221	332	202	130	0.00
21	Malkangiri	53.62	0.00	0.00	53.62	46.37	86	7.25	0.00	0.00	21	0	21	16	5	0.00
22	Mayurbhanj	790.28	60.00	64.00	914.28	766.74	84	147.54	0.00	0.00	227	506	733	712	21	0.00
23	Nawarangpur	541.23	0.00	0.00	541.23	314.53	58	226.70	0.00	0.00	101	0	101	61	40	0.00
24	Nayagarh	254.80	0.00	0.00	254.80	254.80	100	0.00	0.00	254.80	43	0	43	43	0	0.00
25	Nuapada	46.18	72.50	0.00	118.68	118.68	100	0.00	0.00	0.00	65	21	86	86	0	0.00
26	Puri	418.50	113.00	0.00	531.50	531.50	100	0.00	0.00	0.00	168	33	201	201	0	0.00
27	Rayagada	408.23	0.00	0.00	408.23	336.65	82	71.58	0.00	0.00	11	80	91	80	11	2.24
28	Sambalpur	312.29	79.00	0.00	391.29	221.91	57	169.38	0.00	0.00	61	35	96	51	45	0.00
29	Subarnapur	304.08	18.00	0.00	322.08	319.07	99	3.01	0.00	0.00	99	19	118	105	13	0.00
30	Sundergarh	0.00	0.00	0.00	0.00	0.00	###	0.00	0.00	0.00	0	0	0	0	0	0.00
Total		11083.99	2082.50	90.54	13257.03	9960.33	75	3296.70	0.00	548.59	2278	1841	4119	3331	788	84.59

13257.03 13257.03

195

62

9.00



STATE REPORT OF FINANCIAL AND PHYSICAL ACHIEVEMENT UNDER 4TH STATE FINANCE COMMISSION AWARD

During the year 2015-16 upto the month of March '16

Sl. No.	Name of the Scheme	Financial Achievement (Rs. in lakhs)							Physical achievement					Road (in Km.) CC/BT/ Water Board Maccadom / earthen	
		OB	Grant Receipt (2015-16)	Other receipt (int. etc.) 2015-16	Total Funds	Expenditure incurred	% Exp.	Balance	UC submitted	No. of projects			Project completed		Under progress
										Spill Over	taken up	Total			
1	2	3	4	5	6	7	8	9	10	11	12	13	14	15	16
	ZILA PARISHAD														
1	Devolution of Funds to Z.P. under 4th SFC	0.00	1545.00	0.00	1545.00	502.85	33	1042.15	0.00	0	467	467	164	303	4.60
2	Mega piped water supply (ZP)	0.00	4000.00	0.00	4000.00	0.00	0	4000.00	0.00	0	1	1	0	1	0.00
3	Maint./ improv. of road infrastructure under 4th SFC Z P (Motor Veh. Tax)	0.00	3816.49	0.25	3816.74	991.98	26	2824.76	0.00	0	777	777	261	516	11.01
	PANCHAYAT SAMITI				0.00		#####	0.00				0		0	
4	Devolution of Funds to P.S. 4th SFC	0.00	5921.60	0.09	5921.69	1829.12	31	4092.57	0.00	0	1768	1768	504	1264	13.30
5	Staff Quarters (P.S.) under 4th SFC	0.00	1351.99	5.09	1357.08	241.25	18	1115.83	0.00	0	64	64	10	54	0.00
6	Grants to P.S. towards Salary of Computer Programmers	0.00	158.00	0.00	158.00	77.13	49	80.87	0.00	0	24	24	0	24	0.00
	GRAM PANCHAYAT				0.00		#####	0.00				0		0	
7	Devolution of Funds to G.P. under 4th SFC	0.00	22820.48	9.90	22830.38	4826.81	21	18003.57	0.00	0	4770	4770	1590	3180	20.71
8	Grants for Creation of Capital Assets of G.P. for Revenue Generation	0.00	6134.00	0.00	6134.00	687.73	11	5446.27	0.00	0	854	854	170	684	0.00
9	Maintanance of Capital Assets of G.P.	0.00	1214.31	0.00	1214.31	205.07	17	1009.24	0.00	0	47	47	0	47	0.00
10	Street Lighting (Grants for creation of Capital Assetes)	0.00	1344.93	0.00	1344.93	185.02	14	1159.91	0.00	0	1601	1601	344	1257	0.00
11	Construction of Staff Quarters G.P.	0.00	2125.63	0.00	2125.63	239.69	11	1885.94	0.00	0	222	222	3	219	0.00
12	Own Source of Revenue collected by GP	0.00	196.35	0.00	196.35	55.64	28.34	140.71	0.00	0	0	0	0	0	0.00
	Grand Total	0.00	50628.78	15.33	50644.11	9842.29	19	40801.82	0.00	0	10595	10595	3046	7549	49.62
	FINANCIAL AND PHYSICAL ACHIEVEMENT UNDER Non-CFC & SFC GRANTS DURING THE YEAR 2015-16														
	Maint. of Roads & Brides (Panchayat Roads) (ZP&PS)	0.00	1506.39	0.00	1506.39	472.28	31	1034.11	0.00	0	258	258	111	147	0.00
	Maint. of Residential Building of PRIs (ZP, PS, DPO & SIRD)	0.00	542.00	0.00	542.00	167.50	31	374.50	0.00	0	61	61	30	31	0.00
	Maint. of Non-Residential Building (ZP, PS, DPO & SIRD)	0.00	516.37	0.00	516.37	209.10	40	307.27	0.00	0	60	60	36	24	0.00
	G. TOTAL	0.00	2564.76	0.00	2564.76	848.88	33	1715.88	0.00	0	379	379	177	202	0.00

ABSTRACT REPORT OF FINANCIAL AND PHYSICAL ACHIEVEMENT UNDER 4TH STATE FINANCE COMMISSION AWARD

During the year 2015-16 upto the month of March '16

Sl. No.	Name of the District	Financial Achievement (Rs. in lakhs)								Physical achievement					Road (in Km.) CC/BT/ Water Board Maccadom / earthen
		OB	Grant Receipt (2015-16)	Other receipt (int. etc.) 2015-16	Total Funds	Expenditure incurred	% Exp.	Balance	UC submitted	No. of projects			Project completed	Under progress	
										Spill Over	taken up	Total			
1	2	3	4	5	6	7	8	9	10	11	12	13	14	15	16
1	Angul	0.00	1410.79	14.99	1425.78	94.40	7	1331.38	0.00	0	177	177	29	148	0.76
2	Balasore	0.00	4137.92	0.00	4137.92	131.26	3	4006.66	0.00	0	227	227	117	110	0.00
3	Bargarh	0.00	2709.43	0.00	2709.43	2068.76	76	640.67	0.00	0	1404	1404	913	491	13.53
4	Bhadrak	0.00	2859.14	0.00	2859.14	1114.86	39	1744.28	0.00	0	678	678	368	310	0.00
5	Balangir	0.00	2671.89	0.00	2671.89	440.20	16	2231.69	0.00	0	0	0	0	0	0.00
6	Boudh	0.00	893.95	0.00	893.95	550.23	62	343.72	0.00	0	0	0	0	0	0.00
7	Cuttack	0.00	1910.53	0.00	1910.53	129.19	7	1781.34	0.00	0	0	0	0	0	0.00
8	Deogarh	0.00	385.94	0.00	385.94	22.46	6	363.48	0.00	0	85	85	0	85	0.00
9	Dhenkanal	0.00	2264.29	0.00	2264.29	434.28	19	1830.01	0.00	0	524	524	183	341	1.38
10	Gajapati	0.00	1772.72	0.00	1772.72	215.05	12	1557.67	0.00	0	305	305	40	265	0.00
11	Ganjam	0.00	5577.28	0.00	5577.28	27.99	1	5549.29	0.00	0	0	0	0	0	0.00
12	Jagatsinghpur	0.00	553.96	0.00	553.96	90.00	16	463.96	0.00	0	0	0	0	0	0.00
13	Jajpur	0.00	2130.74	0.00	2130.74	112.00	5	2018.74	0.00	0	0	0	0	0	0.00
14	Jharsuguda	0.00	798.51	0.34	798.85	75.22	9	723.63	0.00	0	154	154	15	139	0.00
15	Kalahandi	0.00	3169.75	0.00	3169.75	214.43	7	2955.32	0.00	0	139	139	0	139	0.00
16	Kandhamal	0.00	1704.41	0.00	1704.41	102.00	6	1602.41	0.00	0	0	0	0	0	0.00
17	Kendrapada	0.00	2771.44	0.00	2771.44	610.68	22	2160.76	0.00	0	208	208	55	153	0.00
18	Keonjhar	0.00	4333.13	0.00	4333.13	1196.92	28	3136.21	0.00	0	2075	2075	682	1393	0.00
19	Khurda	0.00	2208.55	0.00	2208.55	1341.57	61	866.98	0.00	0	932	932	521	411	33.95
20	Koraput	0.00	2894.07	0.00	2894.07	0.00	0	2894.07	0.00	0	1052	1052	0	1052	0.00
21	Malkangiri	0.00	984.84	0.00	984.84	6.51	1	978.33	0.00	0	51	51	0	51	0.00
22	Mayurbhanj	0.00	5219.12	0.00	5219.12	24.50	0	5194.62	0.00	0	1838	1838	0	1838	0.00
23	Nawarangpur	0.00	1899.29	0.00	1899.29	82.77	4	1816.52	0.00	0	343	343	27	316	0.00
24	Nayagarh	0.00	1656.63	0.00	1656.63	0.00	0	1656.63	0.00	0	0	0	0	0	0.00
25	Nuapada	0.00	2280.31	0.00	2280.31	189.10	8	2091.21	0.00	0	160	160	0	160	0.00
26	Puri	0.00	3953.95	0.00	3953.95	88.31	2	3865.64	0.00	0	156	156	24	132	0.00
27	Rayagada	0.00	1911.80	0.00	1911.80	35.84	2	1875.96	0.00	0	0	0	0	0	0.00
28	Sambalpur	0.00	525.74	0.00	525.74	254.45	48	271.29	0.00	0	0	0	0	0	0.00
29	Subarnapur	0.00	1221.75	0.00	1221.75	113.00	9	1108.75	0.00	0	0	0	0	0	0.00
30	Sundergarh	0.00	3622.58	0.00	3622.58	1267.98	35	2354.60	0.00	0	87	87	72	15	0.00
	Total	0.00	70434.45	15.33	70449.78	11033.96	16	59415.82	0.00	0	10595	10595	3046	7549	49.62

MPR N.R.

MPR N.R.

MPR N.R.

MPR N.R.

MPR N.R.

MPR N.R.

MPR N.R.

MPR N.R.

MPR N.R.

ZILLA PARISHAD

**ZILLA PARISHAD REPORT OF FINANCIAL AND PHYSICAL ACHIEVEMENT UNDER 4TH STATE FINANCE COMMISSION AWARD
During the year 2015-16 upto the month of March '16**

Sl. No.	Name of the District	Financial Achievement (Rs. in lakhs)								Physical achievement					Road (in Km.) CC/BT/Water Board Maccadom / earthen
		OB	Grant Receipt (2015-16)	Other receipt (int. etc.) 2015-16	Total Funds	Expenditure incurred	% Exp.	Balance	UC submitted	No. of projects			Project completed	Under progress	
										Spill Over	taken up	Total			
1	2	3	4	5	6	7	8	9	10	11	12	13	14	15	16
1	Angul	0.00	98.36	0.00	98.36	0.00	0	98.36	0.00	0	0	0	0	0	0
2	Balasore	0.00	906.16	0.00	906.16	10.10	1	896.06	0.00	0	46	46	5	41	0
3	Bargarh	0.00	328.88	0.00	328.88	297.00	90	31.88	0.00	0	100	100	84	16	9
4	Bhadrak	0.00	749.22	0.00	749.22	249.22	33	500.00	0.00	0	127	127	127	0	0
5	Balangir	0.00	0.00	0.00	0.00	0.00	###	0.00	0.00	0	0	0	0	0	0
6	Boudh	0.00	85.74	0.00	85.74	62.50	73	23.24	0.00	0	0	0	0	0	0
7	Cuttack	0.00	0.00	0.00	0.00	0.00	###	0.00	0.00	0	0	0	0	0	0
8	Deogarh	0.00	71.68	0.00	71.68	0.00	0	71.68	0.00	0	25	25	0	25	0
9	Dhenkanal	0.00	249.70	0.00	249.70	54.54	22	195.16	0.00	0	58	58	17	41	0
10	Gajapati	0.00	150.86	0.00	150.86	15.50	10	135.36	0.00	0	15	15	3	12	0
11	Ganjam	0.00	0.00	0.00	0.00	0.00	###	0.00	0.00	0	0	0	0	0	0
12	Jagatsinghpur	0.00	0.00	0.00	0.00	0.00	###	0.00	0.00	0	0	0	0	0	0
13	Jajpur	0.00	0.00	0.00	0.00	0.00	###	0.00	0.00	0	0	0	0	0	0
14	Jharsuguda	0.00	102.24	0.25	102.49	0.00	0	102.49	0.00	0	20	20	0	20	0
15	Kalahandi	0.00	350.43	0.00	350.43	214.43	61	136.00	0.00	0	139	139	0	139	0
16	Kandhamal	0.00	0.00	0.00	0.00	0.00	###	0.00	0.00	0	0	0	0	0	0
17	Kendrapada	0.00	292.32	0.00	292.32	64.00	22	228.32	0.00	0	85	85	29	56	0
18	Keonjhar	0.00	1357.45	0.00	1357.45	55.60	4	1301.85	0.00	0	108	108	23	85	0
19	Khurda	0.00	285.77	0.00	285.77	197.29	69	88.48	0.00	0	119	119	75	44	7
20	Koraput	0.00	308.74	0.00	308.74	0.00	0	308.74	0.00	0	87	87	0	87	0
21	Malkangiri	0.00	157.88	0.00	157.88	0.00	0	157.88	0.00	0	0	0	0	0	0
22	Mayurbhanj	0.00	588.44	0.00	588.44	24.50	4	563.94	0.00	0	192	192	0	192	0
23	Nawarangpur	0.00	257.67	0.00	257.67	0.00	0	257.67	0.00	0	0	0	0	0	0
24	Nayagarh	0.00	60.00	0.00	60.00	0.00	0	60.00	0.00	0	0	0	0	0	0
25	Nuapada	0.00	1135.86	0.00	1135.86	31.70	3	1104.16	0.00	0	48	48	0	48	0
26	Puri	0.00	1314.35	0.00	1314.35	0.00	0	1314.35	0.00	0	0	0	0	0	0
27	Rayagada	0.00	0.00	0.00	0.00	0.00	###	0.00	0.00	0	0	0	0	0	0
28	Sambalpur	0.00	0.00	0.00	0.00	0.00	###	0.00	0.00	0	0	0	0	0	0
29	Subarnapur	0.00	136.34	0.00	136.34	15.00	11	121.34	0.00	0	0	0	0	0	0
30	Sundergarh	0.00	373.40	0.00	373.40	203.45	54	169.95	0.00	0	76	76	62	14	0
	Total	0.00	9361.49	0.25	9361.74	1494.83	16	7866.91	0.00	0	1245	1245	425	820	

Devolution of Funds to Z.P. under award of 4th SFC (ZP)

During the year 2015-16 upto the month of March '16

Sl. No.	Name of the District	Financial Achievement (Rs. in lakhs)								Physical achievement					Road (in Km.) CC/BT/Water Board Maccadom / earthen
		OB	Grant Receipt (2015-16)	Other receipt (int. etc.) 2015-16	Total Funds	Expenditure incurred	% of Exp.	Balance	UC submitted	No. of projects			Project completed	Under progress	
										Spill Over	taken up	Total			

1	2	3	4	5	6	7	8	9	10	11	12	13	14	15	16
1	Angul	0.00	0.00	0.00	0.00	0.00	0	0.00	0.00	0	0	0	0	0	0.00
2	Balasore	0.00	90.00	0.00	90.00	3.00	3	87.00	0.00	0	33	33	2	31	0.00
3	Bargarh	0.00	90.00	0.00	90.00	90.00	100	0.00	0.00	0	34	34	34	0	2.70
4	Bhadrak	0.00	52.50	0.00	52.50	52.50	100	0.00	0.00	0	29	29	29	0	0.00
5	Balangir	0.00	0.00	0.00	0.00	0.00	0	0.00	0.00	0	0	0	0	0	0.00
6	Boudh	0.00	22.50	0.00	22.50	22.50	100	0.00	0.00	0	0	0	0	0	0.00
7	Cuttack	0.00	0.00	0.00	0.00	0.00	0	0.00	0.00	0	0	0	0	0	0.00
8	Deogarh	0.00	22.50	0.00	22.50	0.00	0	22.50	0.00	0	7	7	0	7	0.00
9	Dhenkanal	0.00	60.00	0.00	60.00	4.00	7	56.00	0.00	0	14	14	2	12	0.10
10	Gajapati	0.00	52.50	0.00	52.50	15.50	30	37.00	0.00	0	15	15	3	12	0.00
11	Ganjam	0.00	0.00	0.00	0.00	0.00	0	0.00	0.00	0	0	0	0	0	0.00
12	Jagatsinghpur	0.00	0.00	0.00	0.00	0.00	0	0.00	0.00	0	0	0	0	0	0.00
13	Jajpur	0.00	0.00	0.00	0.00	0.00	0	0.00	0.00	0	0	0	0	0	0.00
14	Jharsuguda	0.00	37.50	0.00	37.50	0.00	0	37.50	0.00	0	5	5	0	5	0.00
15	Kalahandi	0.00	97.50	0.00	97.50	78.00	80	19.50	0.00	0	45	45	0	45	0.00
16	Kandhamal	0.00	0.00	0.00	0.00	0.00	0	0.00	0.00	0	0	0	0	0	0.00
17	Kendrapada	0.00	67.50	0.00	67.50	29.00	43	38.50	0.00	0	37	37	19	18	0.00
18	Keonjhar	0.00	97.50	0.00	97.50	55.60	57	41.90	0.00	0	43	43	23	20	0.00
19	Khurda	0.00	75.00	0.00	75.00	54.25	72	20.75	0.00	0	41	41	27	14	1.80
20	Koraput	0.00	105.00	0.00	105.00	0.00	0	105.00	0.00	0	29	29	0	29	0.00
21	Malkangiri	0.00	52.50	0.00	52.50	0.00	0	52.50	0.00	0	0	0	0	0	0.00
22	Mayurbhanj	0.00	195.00	0.00	195.00	0.00	0	195.00	0.00	0	82	82	0	82	0.00
23	Nawarangpur	0.00	75.00	0.00	75.00	0.00	0	75.00	0.00	0	0	0	0	0	0.00
24	Nayagarh	0.00	60.00	0.00	60.00	0.00	0	60.00	0.00	0	0	0	0	0	0.00
25	Nuapada	0.00	37.50	0.00	37.50	15.00	40	22.50	0.00	0	14	14	0	14	0.00
26	Puri	0.00	82.50	0.00	82.50	0.00	0	82.50	0.00	0	0	0	0	0	0.00
27	Rayagada	0.00	0.00	0.00	0.00	0.00	0	0.00	0.00	0	0	0	0	0	0.00
28	Sambalpur	0.00	0.00	0.00	0.00	0.00	0	0.00	0.00	0	0	0	0	0	0.00
29	Subarnapur	0.00	45.00	0.00	45.00	3.00	7	42.00	0.00	0	0	0	0	0	0.00
30	Sundergarh	0.00	127.50	0.00	127.50	80.50	63	47.00	0.00	0	39	39	25	14	0.00
	Total	0.00	1545.00	0.00	1545.00	502.85	33	1042.15	0.00	0	467	467	164	303	4.60

Mega Piped Water Supply (ZP)
During the year 2015-16 upto the month of March '16

Sl. No.	Name of the District	Financial Achievement (Rs. in lakhs)								Physical achievement					Road (in Km.) CC/BT/ Water Board Maccadom / earthen
		OB	Grant Receipt (2015-16)	Other receipt (int. etc.) 2015-16	Total Funds	Expenditure incurred	% of Exp.	Balance	UC submitted	No. of projects			Project completed	Under progress	
										Spill Over	taken up	Total			
1	2	3	4	5	6	7	8	9	10	11	12	13	14	15	16
1	Angul	0.00	0.00	0.00	0.00	0.00	0	0.00	0.00	0	0	0	0	0	0
2	Balasore	0.00	500.00	0.00	500.00	0.00	0	500.00	0.00	0	0	0	0	0	0
3	Bargarh	0.00	0.00	0.00	0.00	0.00	0	0.00	0.00	0	0	0	0	0	0
4	Bhadrak	0.00	500.00	0.00	500.00	0.00	0	500.00	0.00	0	0	0	0	0	0
5	Balangir	0.00	0.00	0.00	0.00	0.00	0	0.00	0.00	0	0	0	0	0	0
6	Boudh	0.00	0.00	0.00	0.00	0.00	0	0.00	0.00	0	0	0	0	0	0

7	Cuttack	0.00	0.00	0.00	0.00	0.00	0	0.00	0.00	0	0	0	0	0
8	Deogarh	0.00	0.00	0.00	0.00	0.00	0	0.00	0.00	0	0	0	0	0
9	Dhenkanal	0.00	0.00	0.00	0.00	0.00	0	0.00	0.00	0	0	0	0	0
10	Gajapati	0.00	0.00	0.00	0.00	0.00	0	0.00	0.00	0	0	0	0	0
11	Ganjam	0.00	0.00	0.00	0.00	0.00	0	0.00	0.00	0	0	0	0	0
12	Jagatsinghpur	0.00	0.00	0.00	0.00	0.00	0	0.00	0.00	0	0	0	0	0
13	Jajpur	0.00	0.00	0.00	0.00	0.00	0	0.00	0.00	0	0	0	0	0
14	Jharsuguda	0.00	0.00	0.00	0.00	0.00	0	0.00	0.00	0	0	0	0	0
15	Kalahandi	0.00	0.00	0.00	0.00	0.00	0	0.00	0.00	0	0	0	0	0
16	Kandhamal	0.00	0.00	0.00	0.00	0.00	0	0.00	0.00	0	0	0	0	0
17	Kendrapada	0.00	0.00	0.00	0.00	0.00	0	0.00	0.00	0	0	0	0	0
18	Keonjhar	0.00	1000.00	0.00	1000.00	0.00	0	1000.00	0.00	0	0	0	0	0
19	Khurda	0.00	0.00	0.00	0.00	0.00	0	0.00	0.00	0	0	0	0	0
20	Koraput	0.00	0.00	0.00	0.00	0.00	0	0.00	0.00	0	0	0	0	0
21	Malkangiri	0.00	0.00	0.00	0.00	0.00	0	0.00	0.00	0	0	0	0	0
22	Mayurbhanj	0.00	0.00	0.00	0.00	0.00	0	0.00	0.00	0	0	0	0	0
23	Nawarangpur	0.00	0.00	0.00	0.00	0.00	0	0.00	0.00	0	0	0	0	0
24	Nayagarh	0.00	0.00	0.00	0.00	0.00	0	0.00	0.00	0	0	0	0	0
25	Nuapada	0.00	1000.00	0.00	1000.00	0.00	0	1000.00	0.00	0	1	1	0	1
26	Puri	0.00	1000.00	0.00	1000.00	0.00	0	1000.00	0.00	0	0	0	0	0
27	Rayagada	0.00	0.00	0.00	0.00	0.00	0	0.00	0.00	0	0	0	0	0
28	Sambalpur	0.00	0.00	0.00	0.00	0.00	0	0.00	0.00	0	0	0	0	0
29	Subarnapur	0.00	0.00	0.00	0.00	0.00	0	0.00	0.00	0	0	0	0	0
30	Sundergarh	0.00	0.00	0.00	0.00	0.00	0	0.00	0.00	0	0	0	0	0
	Total	0.00	4000.00	0.00	4000.00	0.00	0	4000.00	0.00	0	1	1	0	1

Maintenance/ improvement of road infrastructure under the award of 4th SFC Zilla Parishad (Motor Vehicle Tax) (ZP)
During the year 2015-16 upto the month of March '16

Sl. No.	Name of the District	Financial Achievement (Rs. in lakhs)								Physical achievement					Road (in Km.) CC/BT/ Water Board Maccadom / earthen
		OB	Grant Receipt (2015-16)	Other receipt (int. etc.) 2015-16	Total Funds	Expenditure incurred	% of Exp.	Balance	UC submitted	No. of projects			Project completed	Under progress	
										Spill Over	taken up	Total			
1	2	3	4	5	6	7	8	9	10	11	12	13	14	15	16
1	Angul	0.00	98.36	0.00	98.36	0.00	0	98.36	0.00	0	0	0	0	0	0.00
2	Balasore	0.00	316.16	0.00	316.16	7.10	2	309.06	0.00	0	13	13	3	10	
3	Bargarh	0.00	238.88	0.00	238.88	207.00	87	31.88	0.00	0	66	66	50	16	6.21
4	Bhadrak	0.00	196.72	0.00	196.72	196.72	100	0.00	0.00	0	98	98	98	0	
5	Balangir	0.00	0.00	0.00	0.00	0.00	0	0.00	0.00	0	0	0	0	0	
6	Boudh	0.00	63.24	0.00	63.24	40.00	63	23.24	0.00	0	0	0	0	0	
7	Cuttack	0.00	0.00	0.00	0.00	0.00	0	0.00	0.00	0	0	0	0	0	
8	Deogarh	0.00	49.18	0.00	49.18	0.00	0	49.18	0.00	0	18	18	0	18	
9	Dhenkanal	0.00	189.70	0.00	189.70	50.54	27	139.16	0.00	0	44	44	15	29	0.04
10	Gajapati	0.00	98.36	0.00	98.36	0.00	0	98.36	0.00	0	0	0	0	0	
11	Ganjam	0.00	0.00	0.00	0.00	0.00	0	0.00	0.00	0	0	0	0	0	
12	Jagatsinghpur	0.00	0.00	0.00	0.00	0.00	0	0.00	0.00	0	0	0	0	0	
13	Jajpur	0.00	0.00	0.00	0.00	0.00	0	0.00	0.00	0	0	0	0	0	
14	Jharsuguda	0.00	64.74	0.25	64.99	0.00	0	64.99	0.00	0	15	15	0	15	

15	Kalahandi	0.00	252.93	0.00	252.93	136.43	54	116.50	0.00	0	94	94	0	94	
16	Kandhamal	0.00	0.00	0.00	0.00	0.00	0	0.00	0.00	0	0	0	0	0	
17	Kendrapada	0.00	224.82	0.00	224.82	35.00	16	189.82	0.00	0	48	48	10	38	
18	Keonjhar	0.00	259.95	0.00	259.95	0.00	0	259.95	0.00	0	65	65	0	65	
19	Khurda	0.00	210.77	0.00	210.77	143.04	68	67.73	0.00	0	78	78	48	30	4.76
20	Koraput	0.00	203.74	0.00	203.74	0.00	0	203.74	0.00	0	58	58	0	58	
21	Malkangiri	0.00	105.38	0.00	105.38	0.00	0	105.38	0.00	0	0	0	0	0	
22	Mayurbhanj	0.00	393.44	0.00	393.44	24.50	6	368.94	0.00	0	110	110	0	110	
23	Nawarangpur	0.00	182.67	0.00	182.67	0.00	0	182.67	0.00	0	0	0	0	0	
24	Nayagarh	0.00	0.00	0.00	0.00	0.00	0	0.00	0.00	0	0	0	0	0	
25	Nuapada	0.00	98.36	0.00	98.36	16.70	17	81.66	0.00	0	33	33	0	33	
26	Puri	0.00	231.85	0.00	231.85	0.00	0	231.85	0.00	0	0	0	0	0	
27	Rayagada	0.00	0.00	0.00	0.00	0.00	0	0.00	0.00	0	0	0	0	0	
28	Sambalpur	0.00	0.00	0.00	0.00	0.00	0	0.00	0.00	0	0	0	0	0	
29	Subarnapur	0.00	91.34	0.00	91.34	12.00	13	79.34	0.00	0	0	0	0	0	
30	Sundergarh	0.00	245.90	0.00	245.90	122.95	50	122.95	0.00	0	37	37	37	0	
	Total	0.00	3816.49	0.25	3816.74	991.98	26	2824.76	0.00	0	777	777	261	516	11.01

PANCHAYAT SAMITI
PANCHAYAT SAMIT REPORT OF FINANCIAL AND PHYSICAL ACHIEVEMENT UNDER 4TH STATE FINANCE COMMISSION AWARD
During the year 2015-16 upto the month of March '16

Sl. No.	Name of the District	Financial Achievement (Rs. in lakhs)								Physical achievement					Road (in Km.) CC/BT/ Water Board Maccadom / earthen
		OB	Grant Receipt (2015-16)	Other receipt (int. etc.) 2015-16	Total Funds	Expenditure incurred	% Exp.	Balance	UC submitted	No. of projects			Project completed	Under progress	
										Spill Over	taken up	Total			
1	2	3	4	5	6	7	8	9	10	11	12	13	14	15	16
1	Angul	0.00	211.46	5.09	216.55	71.90	33	144.65	0.00	0	32	32	23	9	1
2	Balasore	0.00	538.19	0.00	538.19	64.79	12	473.40	0.00	0	51	51	13	38	0
3	Bargarh	0.00	394.73	0.00	394.73	308.22	78	86.51	0.00	0	130	130	93	37	5
4	Bhadrak	0.00	602.37	0.00	602.37	336.42	56	265.95	0.00	0	165	165	86	79	0
5	Balangir	0.00	0.00	0.00	0.00	0.00	###	0.00	0.00	0	0	0	0	0	0
6	Boudh	0.00	103.31	0.00	103.31	62.22	60	41.09	0.00	0	0	0	0	0	0
7	Cuttack	0.00	0.00	0.00	0.00	0.00	###	0.00	0.00	0	0	0	0	0	0
8	Deogarh	0.00	2.23	0.00	2.23	2.23	100	0.00	0.00	0	0	0	0	0	0
9	Dhenkanal	0.00	339.49	0.00	339.49	101.31	30	238.18	0.00	0	84	84	46	38	1
10	Gajapati	0.00	370.78	0.00	370.78	93.95	25	276.83	0.00	0	139	139	27	112	0
11	Ganjam	0.00	0.00	0.00	0.00	0.00	###	0.00	0.00	0	0	0	0	0	0
12	Jagatsinghpur	0.00	0.00	0.00	0.00	0.00	###	0.00	0.00	0	0	0	0	0	0
13	Jajpur	0.00	0.00	0.00	0.00	0.00	###	0.00	0.00	0	0	0	0	0	0
14	Jharsuguda	0.00	199.71	0.09	199.80	24.72	12	175.08	0.00	0	52	52	0	52	0
15	Kalahandi	0.00	0.00	0.00	0.00	0.00	###	0.00	0.00	0	0	0	0	0	0
16	Kandhamal	0.00	0.00	0.00	0.00	0.00	###	0.00	0.00	0	0	0	0	0	0
17	Kendrapada	0.00	384.17	0.00	384.17	76.16	20	308.01	0.00	0	36	36	11	25	0
18	Keonjhar	0.00	473.38	0.00	473.38	275.82	58	197.56	0.00	0	285	285	87	198	0
19	Khurda	0.00	410.70	0.00	410.70	295.36	72	115.34	0.00	0	167	167	110	57	7
20	Koraput	0.00	591.64	0.00	591.64	0.00	0	591.64	0.00	0	240	240	0	240	0
21	Malkangiri	0.00	200.20	0.00	200.20	6.51	3	193.69	0.00	0	0	0	0	0	0

22	Mayurbhanj	0.00	787.67	0.00	787.67	0.00	0	787.67	0.00	0	416	416	0	416	0
23	Nawarangpur	0.00	56.54	0.00	56.54	0.00	0	56.54	0.00	0	0	0	0	0	0
24	Nayagarh	0.00	274.01	0.00	274.01	0.00	0	274.01	0.00	0	0	0	0	0	0
25	Nuapada	0.00	209.30	0.00	209.30	40.40	19	168.90	0.00	0	22	22	0	22	0
26	Puri	0.00	408.30	0.00	408.30	51.53	13	356.77	0.00	0	26	26	8	18	0
27	Rayagada	0.00	0.00	0.00	0.00	0.00	###	0.00	0.00	0	0	0	0	0	0
28	Sambalpur	0.00	0.00	0.00	0.00	0.00	###	0.00	0.00	0	0	0	0	0	0
29	Subarnapur	0.00	211.15	0.00	211.15	23.00	11	188.15	0.00	0	0	0	0	0	0
30	Sundergarh	0.00	662.26	0.00	662.26	312.96	47	349.30	0.00	0	11	11	10	1	0
	Total	0.00	7431.59	5.18	7436.77	2147.50	29	5289.27	0.00	0	1856	1856	514	1342	

**Devolution of Funds to P.S. under award of 4th SFC (PS)
During the year 2015-16 upto the month of March '16**

Sl. No.	Name of the District	Financial Achievement (Rs. in lakhs)								Physical achievement					Road (in Km.) CC/BT/ Water Board Maccadam / earthen
		OB	Grant Receipt (2015-16)	Other receipt (int. etc.) 2015-16	Total Funds	Expenditure incurred	% of Exp.	Balance	UC submitted	No. of projects			Project completed	Under progress	
										Spill Over	taken up	Total			
1	2	3	4	5	6	7	8	9	10	11	12	13	14	15	16
1	Angul	0.00	158.21	0.00	158.21	30.49	19	127.72	0.00	0	27	27	19	8	0.76
2	Balasore	0.00	463.73	0.00	463.73	62.57	13	401.16	0.00	0	51	51	13	38	0.00
3	Bargarh	0.00	394.73	0.00	394.73	308.22	78	86.51	0.00	0	130	130	93	37	4.62
4	Bhadrak	0.00	497.47	0.00	497.47	257.40	52	240.07	0.00	0	160	160	83	77	0.00
5	Balangir	0.00	0.00	0.00	0.00	0.00	0	0.00	0.00	0	0	0	0	0	0.00
6	Boudh	0.00	101.09	0.00	101.09	60.00	59	41.09	0.00	0	0	0	0	0	0.00
7	Cuttack	0.00	0.00	0.00	0.00	0.00	0	0.00	0.00	0	0	0	0	0	0.00
8	Deogarh	0.00	0.00	0.00	0.00	0.00	0	0.00	0.00	0	0	0	0	0	0.00
9	Dhenkanal	0.00	317.70	0.00	317.70	93.52	29	224.18	0.00	0	84	84	46	38	0.94
10	Gajapati	0.00	206.99	0.00	206.99	50.20	24	156.79	0.00	0	124	124	25	99	0.00
11	Ganjam	0.00	0.00	0.00	0.00	0.00	0	0.00	0.00	0	0	0	0	0	0.00
12	Jagatsinghpur	0.00	0.00	0.00	0.00	0.00	0	0.00	0.00	0	0	0	0	0	0.00
13	Jajpur	0.00	0.00	0.00	0.00	0.00	0	0.00	0.00	0	0	0	0	0	0.00
14	Jharsuguda	0.00	125.15	0.09	125.24	22.50	18	102.74	0.00	0	50	50	0	50	0.00
15	Kalahandi	0.00	0.00	0.00	0.00	0.00	0	0.00	0.00	0	0	0	0	0	0.00
16	Kandhamal	0.00	0.00	0.00	0.00	0.00	0	0.00	0.00	0	0	0	0	0	0.00
17	Kendrapada	0.00	369.06	0.00	369.06	69.05	19	300.01	0.00	0	35	35	11	24	0.00
18	Keonjhar	0.00	458.91	0.00	458.91	261.35	57	197.56	0.00	0	285	285	87	198	0.00
19	Khurda	0.00	269.57	0.00	269.57	209.63	78	59.94	0.00	0	157	157	109	48	6.98
20	Koraput	0.00	362.64	0.00	362.64	0.00	0	362.64	0.00	0	226	226	0	226	0.00
21	Malkangiri	0.00	173.30	0.00	173.30	0.00	0	173.30	0.00	0	0	0	0	0	0.00
22	Mayurbhanj	0.00	612.96	0.00	612.96	0.00	0	612.96	0.00	0	382	382	0	382	0.00
23	Nawarangpur	0.00	22.45	0.00	22.45	0.00	0	22.45	0.00	0	0	0	0	0	0.00
24	Nayagarh	0.00	274.01	0.00	274.01	0.00	0	274.01	0.00	0	0	0	0	0	0.00
25	Nuapada	0.00	173.30	0.00	173.30	32.40	19	140.90	0.00	0	20	20	0	20	0.00
26	Puri	0.00	369.06	0.00	369.06	39.29	11	329.77	0.00	0	26	26	8	18	0.00
27	Rayagada	0.00	0.00	0.00	0.00	0.00	0	0.00	0.00	0	0	0	0	0	0.00
28	Sambalpur	0.00	0.00	0.00	0.00	0.00	0	0.00	0.00	0	0	0	0	0	0.00

29	Subarnapur	0.00	154.04	0.00	154.04	20.00	13	134.04	0.00	0	0	0	0	0	0.00
30	Sundergarh	0.00	417.23	0.00	417.23	312.50	75	104.73	0.00	0	11	11	10	1	0.00
	Total	0.00	5921.60	0.09	5921.69	1829.12	31	4092.57	0.00	0	1768	1768	504	1264	13.30

Staff Quarters (P.S.) under the award of 4th SFC(P.S.)

During the year 2015-16 upto the month of March '16

Sl. No.	Name of the District	Financial Achievement (Rs. in lakhs)								Physical achievement					Road (in Km.) CC/BT/ Water Board Maccadom / earthen
		OB	Grant Receipt (2015-16)	Other receipt (int. etc.) 2015-16	Total Funds	Expenditure incurred	% of Exp.	Balance	UC submitted	No. of projects			Project completed	Under progress	
										Spill Over	taken up	Total			
1	2	3	4	5	6	7	8	9	10	11	12	13	14	15	16
1	Angul	0.00	51.03	5.09	56.12	39.28	70	16.84	0.00	0	5	5	4	1	
2	Balasore	0.00	60.00	0.00	60.00	0.00	0	60.00	0.00	0	0	0	0	0	
3	Bargarh	0.00	0.00	0.00	0.00	0.00	0	0.00	0.00	0	0	0	0	0	
4	Bhadrak	0.00	96.00	0.00	96.00	70.12	73	25.88	0.00	0	5	5	3	2	
5	Balangir	0.00	0.00	0.00	0.00	0.00	0	0.00	0.00	0	0	0	0	0	
6	Boudh	0.00	0.00	0.00	0.00	0.00	0	0.00	0.00	0	0	0	0	0	
7	Cuttack	0.00	0.00	0.00	0.00	0.00	0	0.00	0.00	0	0	0	0	0	
8	Deogarh	0.00	0.00	0.00	0.00	0.00	0	0.00	0.00	0	0	0	0	0	
9	Dhenkanal	0.00	14.00	0.00	14.00	0.00	0	14.00	0.00	0	0	0	0	0	
10	Gajapati	0.00	156.00	0.00	156.00	40.25	26	115.75	0.00	0	15	15	2	13	
11	Ganjam	0.00	0.00	0.00	0.00	0.00	0	0.00	0.00	0	0	0	0	0	
12	Jagatsinghpur	0.00	0.00	0.00	0.00	0.00	0	0.00	0.00	0	0	0	0	0	
13	Jajpur	0.00	0.00	0.00	0.00	0.00	0	0.00	0.00	0	0	0	0	0	
14	Jharsuguda	0.00	69.00	0.00	69.00	0.00	0	69.00	0.00	0	2	2	0	2	
15	Kalahandi	0.00	0.00	0.00	0.00	0.00	0	0.00	0.00	0	0	0	0	0	
16	Kandhamal	0.00	0.00	0.00	0.00	0.00	0	0.00	0.00	0	0	0	0	0	
17	Kendrapada	0.00	14.00	0.00	14.00	6.00	43	8.00	0.00	0	1	1	0	1	
18	Keonjhar	0.00	0.00	0.00	0.00	0.00	0	0.00	0.00	0	0	0	0	0	
19	Khurda	0.00	130.00	0.00	130.00	74.60	57	55.40	0.00	0	10	10	1	9	
20	Koraput	0.00	229.00	0.00	229.00	0.00	0	229.00	0.00	0	14	14	0	14	
21	Malkangiri	0.00	18.00	0.00	18.00	0.00	0	18.00	0.00	0	0	0	0	0	
22	Mayurbhanj	0.00	148.00	0.00	148.00	0.00	0	148.00	0.00	0	10	10	0	10	
23	Nawarangpur	0.00	22.96	0.00	22.96	0.00	0	22.96	0.00	0	0	0	0	0	
24	Nayagarh	0.00	0.00	0.00	0.00	0.00	0	0.00	0.00	0	0	0	0	0	
25	Nuapada	0.00	36.00	0.00	36.00	8.00	22	28.00	0.00	0	2	2	0	2	
26	Puri	0.00	27.00	0.00	27.00	0.00	0	27.00	0.00	0	0	0	0	0	
27	Rayagada	0.00	0.00	0.00	0.00	0.00	0	0.00	0.00	0	0	0	0	0	
28	Sambalpur	0.00	0.00	0.00	0.00	0.00	0	0.00	0.00	0	0	0	0	0	
29	Subarnapur	0.00	56.00	0.00	56.00	3.00	5	53.00	0.00	0	0	0	0	0	
30	Sundergarh	0.00	225.00	0.00	225.00	0.00	0	225.00	0.00	0	0	0	0	0	
	Total	0.00	1351.99	5.09	1357.08	241.25	18	1115.83	0.00	0	64	64	10	54	

Grants to P.S. towards Salary of Computer Programmers (P.S.)

During the year 2015-16 upto the month of March '16

Sl.	Name of the District	Financial Achievement (Rs. in lakhs)	Physical achievement
-----	----------------------	--------------------------------------	----------------------

N o.	OB	Grant Receipt (2015-16)	Other receipt (int. etc.) 2015-16	Total Funds	Expenditure incurred	% of Exp.	Balance	UC submitted	No. of projects			Project completed	Under progress	
									Spill Over	taken up	Total			
1	2	3	4	5	6	7	8	9	10	11	12	13	14	15
1	Angul	0.00	2.22	0.00	2.22	2.13	96	0.09	0.00	0	0	0	0	0
2	Balasore	0.00	14.46	0.00	14.46	2.22	15	12.24	0.00	0	0	0	0	0
3	Bargarh	0.00	0.00	0.00	0.00	0.00	0	0.00	0.00	0	0	0	0	0
4	Bhadrak	0.00	8.90	0.00	8.90	8.90	100	0.00	0.00	0	0	0	0	0
5	Balangir	0.00	0.00	0.00	0.00	0.00	0	0.00	0.00	0	0	0	0	0
6	Boudh	0.00	2.22	0.00	2.22	2.22	100	0.00	0.00	0	0	0	0	0
7	Cuttack	0.00	0.00	0.00	0.00	0.00	0	0.00	0.00	0	0	0	0	0
8	Deogarh	0.00	2.23	0.00	2.23	2.23	100	0.00	0.00	0	0	0	0	0
9	Dhenkanal	0.00	7.79	0.00	7.79	7.79	100	0.00	0.00	0	0	0	0	0
10	Gajapati	0.00	7.79	0.00	7.79	3.50	45	4.29	0.00	0	0	0	0	0
11	Ganjam	0.00	0.00	0.00	0.00	0.00	0	0.00	0.00	0	0	0	0	0
12	Jagatsinghpur	0.00	0.00	0.00	0.00	0.00	0	0.00	0.00	0	0	0	0	0
13	Jajpur	0.00	0.00	0.00	0.00	0.00	0	0.00	0.00	0	0	0	0	0
14	Jharsuguda	0.00	5.56	0.00	5.56	2.22	40	3.34	0.00	0	0	0	0	0
15	Kalahandi	0.00	0.00	0.00	0.00	0.00	0	0.00	0.00	0	0	0	0	0
16	Kandhamal	0.00	0.00	0.00	0.00	0.00	0	0.00	0.00	0	0	0	0	0
17	Kendrapada	0.00	1.11	0.00	1.11	1.11	100	0.00	0.00	0	0	0	0	0
18	Keonjhar	0.00	14.47	0.00	14.47	14.47	100	0.00	0.00	0	0	0	0	0
19	Khurda	0.00	11.13	0.00	11.13	11.13	100	0.00	0.00	0	0	0	0	0
20	Koraput	0.00	0.00	0.00	0.00	0.00	0	0.00	0.00	0	0	0	0	0
21	Malkangiri	0.00	8.90	0.00	8.90	6.51	73	2.39	0.00	0	0	0	0	0
22	Mayurbhanj	0.00	26.71	0.00	26.71	0.00	0	26.71	0.00	0	24	24	0	24
23	Nawarangpur	0.00	11.13	0.00	11.13	0.00	0	11.13	0.00	0	0	0	0	0
24	Nayagarh	0.00	0.00	0.00	0.00	0.00	0	0.00	0.00	0	0	0	0	0
25	Nuapada	0.00	0.00	0.00	0.00	0.00	0	0.00	0.00	0	0	0	0	0
26	Puri	0.00	12.24	0.00	12.24	12.24	100	0.00	0.00	0	0	0	0	0
27	Rayagada	0.00	0.00	0.00	0.00	0.00	0	0.00	0.00	0	0	0	0	0
28	Sambalpur	0.00	0.00	0.00	0.00	0.00	0	0.00	0.00	0	0	0	0	0
29	Subarnapur	0.00	1.11	0.00	1.11	0.00	0	1.11	0.00	0	0	0	0	0
30	Sundergarh	0.00	20.03	0.00	20.03	0.46	2	19.57	0.00	0	0	0	0	0
	Total	0.00	158.00	0.00	158.00	77.13	49	80.87	0.00	0	24	24	0	24

GRAM PANCHAYAT

GRAM PANCHAYAT REPORT OF FINANCIAL AND PHYSICAL ACHIEVEMENT UNDER 4TH STATE FINANCE COMMISSION AWARD

During the year 2015-16 upto the month of March '16

Sl. N o.	Name of the District	Financial Achievement (Rs. in lakhs)							Physical achievement					Road (in Km.) CC/BT/ Water Board Maccadom / earthen	
		OB as on 01.4.2015	Grant Released	Other received (int. etc.)	Total Funds	Expenditure incurred	% of Exp.	Balance	UC submitted	No. of projects			Project completed		Under progress
1	2	3	4	5	6	7	8	9	10	12	13	14	15	16	17
1	Angul	0.00	1100.97	9.90	1110.87	22.50	2	1088.37	0.00	0	145	145	6	139	0.00
2	Balasore	0.00	2693.57	0.00	2693.57	56.37	2	2637.20	0.00	0	130	130	99	31	0.00

3	Bargarh	0.00	1985.82	0.00	1985.82	1463.54	74	522.28	0.00	0	1174	1174	736	438	0.00
4	Bhadrak	0.00	1507.55	0.00	1507.55	529.22	35	978.33	0.00	0	386	386	155	231	0.00
5	Balangir	0.00	0.00	0.00	0.00	0.00	###	0.00	0.00	0	0	0	0	0	0.00
6	Boudh	0.00	704.90	0.00	704.90	425.51	60	279.39	0.00	0	0	0	0	0	0.00
7	Cuttack	0.00	0.00	0.00	0.00	0.00	###	0.00	0.00	0	0	0	0	0	0.00
8	Deogarh	0.00	312.03	0.00	312.03	20.23	6	291.80	0.00	0	60	60	0	60	0.00
9	Dhenkanal	0.00	1675.10	0.00	1675.10	278.43	17	1396.67	0.00	0	382	382	120	262	0.30
10	Gajapati	0.00	1251.08	0.00	1251.08	105.60	8	1145.48	0.00	0	151	151	10	141	0.00
11	Ganjam	0.00	0.00	0.00	0.00	0.00	###	0.00	0.00	0	0	0	0	0	0.00
12	Jagatsinghpur	0.00	0.00	0.00	0.00	0.00	###	0.00	0.00	0	0	0	0	0	0.00
13	Jajpur	0.00	0.00	0.00	0.00	0.00	###	0.00	0.00	0	0	0	0	0	0.00
14	Jharsuguda	0.00	496.56	0.00	496.56	50.50	10	446.06	0.00	0	82	82	15	67	0.00
15	Kalahandi	0.00	0.00	0.00	0.00	0.00	###	0.00	0.00	0	0	0	0	0	0.00
16	Kandhamal	0.00	0.00	0.00	0.00	0.00	###	0.00	0.00	0	0	0	0	0	0.00
17	Kendrapada	0.00	2094.95	0.00	2094.95	470.52	22	1624.43	0.00	0	87	87	15	72	0.00
18	Keonjhar	0.00	2502.30	0.00	2502.30	865.50	35	1636.80	0.00	0	1682	1682	572	1110	0.00
19	Khurda	0.00	1512.08	0.00	1512.08	848.92	56	663.16	0.00	0	646	646	336	310	20.41
20	Koraput	0.00	1993.69	0.00	1993.69	0.00	0	1993.69	0.00	0	725	725	0	725	0.00
21	Malkangiri	0.00	626.76	0.00	626.76	0.00	0	626.76	0.00	0	51	51	0	51	0.00
22	Mayurbhanj	0.00	3843.01	0.00	3843.01	0.00	0	3843.01	0.00	0	1230	1230	0	1230	0.00
23	Nawarangpur	0.00	1585.08	0.00	1585.08	82.77	5	1502.31	0.00	0	343	343	27	316	0.00
24	Nayagarh	0.00	1322.62	0.00	1322.62	0.00	0	1322.62	0.00	0	0	0	0	0	0.00
25	Nuapada	0.00	935.15	0.00	935.15	117.00	13	818.15	0.00	0	90	90	0	90	0.00
26	Puri	0.00	2231.30	0.00	2231.30	36.78	2	2194.52	0.00	0	130	130	16	114	0.00
27	Rayagada	0.00	0.00	0.00	0.00	0.00	###	0.00	0.00	0	0	0	0	0	0.00
28	Sambalpur	0.00	0.00	0.00	0.00	0.00	###	0.00	0.00	0	0	0	0	0	0.00
29	Subarnapur	0.00	874.26	0.00	874.26	75.00	9	799.26	0.00	0	0	0	0	0	0.00
30	Sundergarh	0.00	2586.92	0.00	2586.92	751.57	29	1835.35	0.00	0	0	0	0	0	0.00
	Total	0.00	33835.70	9.90	33845.60	6199.96	18	27645.64	0.00	0	7494	7494	2107	5387	20.71

**Devolution of Funds to G.P. under award of 4th SFC (GP)
During the year 2015-16 upto the month of March '16**

Sl. No.	Name of the District	Financial Ahiement (Rs. in lakhs)								Physical achievement					Road (in Km.) CC/BT/ Water Board Maccadom/ earthen
		OB as on 1.4.2015	Grant Released	Other received (int. etc.)	Total Funds	Expenditure incurred	% of Exp.	Balance	UC submitted	No. of projects			Project completed	Under progress	
										Spill Over	taken up	Total			
1	2	3	4	5	6	7	8	9	10	12	13	14	15	16	17
1	Angul	0.00	773.57	9.90	783.47	22.50	3	760.97	0.00	0	145	145	6	139	0.00
2	Balasore	0.00	1836.39	0.00	1836.39	56.37	3	1780.02	0.00	0	128	128	99	29	0.00
3	Bargarh	0.00	1334.28	0.00	1334.28	1000.61	75	333.67	0.00	0	484	484	361	123	0.00
4	Bhadrak	0.00	1199.35	0.00	1199.35	482.00	40	717.35	0.00	0	232	232	92	140	0.00
5	Balangir	0.00	0.00	0.00	0.00	0.00	0	0.00	0.00	0	0	0	0	0	0.00
6	Boudh	0.00	375.39	0.00	375.39	240.00	64	135.39	0.00	0	0	0	0	0	0.00
7	Cuttack	0.00	0.00	0.00	0.00	0.00	0	0.00	0.00	0	0	0	0	0	0.00
8	Deogarh	0.00	312.03	0.00	312.03	20.23	6	291.80	0.00	0	60	60	0	60	0.00
9	Dhenkanal	0.00	1081.88	0.00	1081.88	214.74	20	867.14	0.00	0	358	358	120	238	0.30
10	Gajapati	0.00	745.61	0.00	745.61	55.20	7	690.41	0.00	0	120	120	10	110	0.00

11	Ganjam	0.00	0.00	0.00	0.00	0.00	0	0.00	0.00	0	0	0	0	0	0.00
12	Jagatsinghpur	0.00	0.00	0.00	0.00	0.00	0	0.00	0.00	0	0	0	0	0	0.00
13	Jajpur	0.00	0.00	0.00	0.00	0.00	0	0.00	0.00	0	0	0	0	0	0.00
14	Jharsuguda	0.00	389.98	0.00	389.98	41.50	11	348.48	0.00	0	76	76	15	61	0.00
15	Kalahandi	0.00	0.00	0.00	0.00	0.00	0	0.00	0.00	0	0	0	0	0	0.00
16	Kandhamal	0.00	0.00	0.00	0.00	0.00	0	0.00	0.00	0	0	0	0	0	0.00
17	Kendrapada	0.00	1310.51	0.00	1310.51	230.52	18	1079.99	0.00	0	49	49	15	34	0.00
18	Keonjhar	0.00	1813.74	0.00	1813.74	865.50	48	948.24	0.00	0	1330	1330	572	758	0.00
19	Khurda	0.00	1075.93	0.00	1075.93	613.05	57	462.88	0.00	0	438	438	257	181	20.41
20	Koraput	0.00	1338.40	0.00	1338.40	0.00	0	1338.40	0.00	0	452	452	0	452	0.00
21	Malkangiri	0.00	302.48	0.00	302.48	0.00	0	302.48	0.00	0	0	0	0	0	0.00
22	Mayurbhanj	0.00	2639.83	0.00	2639.83	0.00	0	2639.83	0.00	0	382	382	0	382	0.00
23	Nawarangpur	0.00	1130.11	0.00	1130.11	80.81	7	1049.30	0.00	0	342	342	27	315	0.00
24	Nayagarh	0.00	947.56	0.00	947.56	0.00	0	947.56	0.00	0	0	0	0	0	0.00
25	Nuapada	0.00	585.15	0.00	585.15	95.50	16	489.65	0.00	0	44	44	0	44	0.00
26	Puri	0.00	1357.36	0.00	1357.36	36.78	3	1320.58	0.00	0	130	130	16	114	0.00
27	Rayagada	0.00	0.00	0.00	0.00	0.00	0	0.00	0.00	0	0	0	0	0	0.00
28	Sambalpur	0.00	0.00	0.00	0.00	0.00	0	0.00	0.00	0	0	0	0	0	0.00
29	Subarnapur	0.00	543.33	0.00	543.33	25.00	5	518.33	0.00	0	0	0	0	0	0.00
30	Sundergarh	0.00	1727.60	0.00	1727.60	746.50	43	981.10	0.00	0	0	0	0	0	0.00
	Total	0.00	22820.48	9.90	22830.38	4826.81	21	18003.57	0.00	0	4770	4770	1590	3180	20.71

**Grants for Creation of Capital Assets of G.P. for Revenue Generation (GP)
During the year 2015-16 upto the month of March '16**

Sl. No.	Name of the District	Financial Achievement (Rs. in lakhs)							Physical achievement					Road (in Km.) CC/BT/Water Board/Macadom/earthen	
		OB as on 01.4.2015	Grant Released	Other received (int. etc.)	Total Funds	Expenditure incurred	% of Exp.	Balance	UC submitted	No. of projects			Project completed		Under progress
										Spill Over	taken up	Total			
1	2	3	4	5	6	7	8	9	10	12	13	14	15	16	17
1	Angul	0.00	220.00	0.00	220.00	0.00	0	220.00	0.00	0	0	0	0	0	0.00
2	Balasore	0.00	510.00	0.00	510.00	0.00	0	510.00	0.00	0	0	0	0	0	0.00
3	Bargarh	0.00	390.00	0.00	390.00	312.21	80	77.79	0.00	0	251	251	163	88	0.00
4	Bhadrak	0.00	180.00	0.00	180.00	0.00	0	180.00	0.00	0	18	18	0	18	0.00
5	Balangir	0.00	0.00	0.00	0.00	0.00	0	0.00	0.00	0	0	0	0	0	0.00
6	Boudh	0.00	110.00	0.00	110.00	60.00	55	50.00	0.00	0	0	0	0	0	0.00
7	Cuttack	0.00	0.00	0.00	0.00	0.00	0	0.00	0.00	0	0	0	0	0	0.00
8	Deogarh	0.00	0.00	0.00	0.00	0.00	0	0.00	0.00	0	0	0	0	0	0.00
9	Dhenkanal	0.00	330.00	0.00	330.00	21.25	6	308.75	0.00	0	15	15	0	15	0.00
10	Gajapati	0.00	250.00	0.00	250.00	15.20	6	234.80	0.00	0	15	15	0	15	0.00
11	Ganjam	0.00	0.00	0.00	0.00	0.00	0	0.00	0.00	0	0	0	0	0	0.00
12	Jagatsinghpur	0.00	0.00	0.00	0.00	0.00	0	0.00	0.00	0	0	0	0	0	0.00
13	Jajpur	0.00	0.00	0.00	0.00	0.00	0	0.00	0.00	0	0	0	0	0	0.00
14	Jharsuguda	0.00	50.00	0.00	50.00	0.00	0	50.00	0.00	0	5	5	0	5	0.00
15	Kalahandi	0.00	0.00	0.00	0.00	0.00	0	0.00	0.00	0	0	0	0	0	0.00
16	Kandhamal	0.00	0.00	0.00	0.00	0.00	0	0.00	0.00	0	0	0	0	0	0.00
17	Kendrapada	0.00	370.00	0.00	370.00	98.00	26	272.00	0.00	0	38	38	0	38	0.00
18	Keonjhar	0.00	460.00	0.00	460.00	0.00	0	460.00	0.00	0	49	49	0	49	0.00

19	Khurda	0.00	250.00	0.00	250.00	146.07	58	103.93	0.00	0	26	26	7	19	0.00
20	Koraput	0.00	380.00	0.00	380.00	0.00	0	380.00	0.00	0	36	36	0	36	0.00
21	Malkangiri	0.00	230.00	0.00	230.00	0.00	0	230.00	0.00	0	0	0	0	0	0.00
22	Mayurbhanj	0.00	566.00	0.00	566.00	0.00	0	566.00	0.00	0	382	382	0	382	0.00
23	Nawarangpur	0.00	240.00	0.00	240.00	0.00	0	240.00	0.00	0	0	0	0	0	0.00
24	Nayagarh	0.00	250.00	0.00	250.00	0.00	0	250.00	0.00	0	0	0	0	0	0.00
25	Nuapada	0.00	190.00	0.00	190.00	0.00	0	190.00	0.00	0	19	19	0	19	0.00
26	Puri	0.00	600.00	0.00	600.00	0.00	0	600.00	0.00	0	0	0	0	0	0.00
27	Rayagada	0.00	0.00	0.00	0.00	0.00	0	0.00	0.00	0	0	0	0	0	0.00
28	Sambalpur	0.00	0.00	0.00	0.00	0.00	0	0.00	0.00	0	0	0	0	0	0.00
29	Subarnapur	0.00	148.00	0.00	148.00	35.00	24	113.00	0.00	0	0	0	0	0	0.00
30	Sundergarh	0.00	410.00	0.00	410.00	0.00	0	410.00	0.00	0	0	0	0	0	0.00
	Total	0.00	6134.00	0.00	6134.00	687.73	11	5446.27	0.00	0	854	854	170	684	0.00

**Maintenance of Capital Assets of G.P.
During the year 2015-16 upto the month of March '16**

Sl. No.	Name of the District	Financial Achievement (Rs. in lakhs)								Physical achievement					Road (in Km.) CC/BT/ Water Board Maccadom/ earthen
		OB as on 1.4.2015	Grant Released	Other received (int. etc.)	Total Funds	Expenditure incurred	% of Exp.	Balance	UC submitted	No. of projects			Project completed	Under progress	
										Spill Over	taken up	Total			
1	2	3	4	5	6	7	8	9	10	12	13	14	15	16	17
1	Angul	0.00	0.10	0.00	0.10	0.00	0	0.10	0.00	0	0	0	0	0	0.00
2	Balasore	0.00	198.00	0.00	198.00	0.00	0	198.00	0.00	0	0	0	0	0	0.00
3	Bargarh	0.00	82.00	0.00	82.00	47.00	57	35.00	0.00	0	17	17	0	17	0.00
4	Bhadrak	0.00	0.00	0.00	0.00	0.00	0	0.00	0.00	0	0	0	0	0	0.00
5	Balangir	0.00	0.00	0.00	0.00	0.00	0	0.00	0.00	0	0	0	0	0	0.00
6	Boudh	0.00	174.00	0.00	174.00	80.00	46	94.00	0.00	0	0	0	0	0	0.00
7	Cuttack	0.00	0.00	0.00	0.00	0.00	0	0.00	0.00	0	0	0	0	0	0.00
8	Deogarh	0.00	0.00	0.00	0.00	0.00	0	0.00	0.00	0	0	0	0	0	0.00
9	Dhenkanal	0.00	0.00	0.00	0.00	0.00	0	0.00	0.00	0	0	0	0	0	0.00
10	Gajapati	0.00	0.00	0.00	0.00	0.00	0	0.00	0.00	0	0	0	0	0	0.00
11	Ganjam	0.00	0.00	0.00	0.00	0.00	0	0.00	0.00	0	0	0	0	0	0.00
12	Jagatsinghpur	0.00	0.00	0.00	0.00	0.00	0	0.00	0.00	0	0	0	0	0	0.00
13	Jajpur	0.00	0.00	0.00	0.00	0.00	0	0.00	0.00	0	0	0	0	0	0.00
14	Jharsuguda	0.00	0.00	0.00	0.00	0.00	0	0.00	0.00	0	0	0	0	0	0.00
15	Kalahandi	0.00	0.00	0.00	0.00	0.00	0	0.00	0.00	0	0	0	0	0	0.00
16	Kandhamal	0.00	0.00	0.00	0.00	0.00	0	0.00	0.00	0	0	0	0	0	0.00
17	Kendrapada	0.00	261.00	0.00	261.00	72.00	28	189.00	0.00	0	0	0	0	0	0.00
18	Keonjhar	0.00	0.00	0.00	0.00	0.00	0	0.00	0.00	0	0	0	0	0	0.00
19	Khurda	0.00	0.00	0.00	0.00	0.00	0	0.00	0.00	0	0	0	0	0	0.00
20	Koraput	0.00	0.00	0.00	0.00	0.00	0	0.00	0.00	0	0	0	0	0	0.00
21	Malkangiri	0.00	0.00	0.00	0.00	0.00	0	0.00	0.00	0	0	0	0	0	0.00
22	Mayurbhanj	0.00	83.00	0.00	83.00	0.00	0	83.00	0.00	0	23	23	0	23	0.00
23	Nawarangpur	0.00	54.21	0.00	54.21	0.00	0	54.21	0.00	0	0	0	0	0	0.00
24	Nayagarh	0.00	0.00	0.00	0.00	0.00	0	0.00	0.00	0	0	0	0	0	0.00
25	Nuapada	0.00	30.00	0.00	30.00	0.00	0	30.00	0.00	0	7	7	0	7	0.00
26	Puri	0.00	88.00	0.00	88.00	0.00	0	88.00	0.00	0	0	0	0	0	0.00

27	Rayagada	0.00	0.00	0.00	0.00	0.00	0	0.00	0.00	0	0	0	0	0	0.00
28	Sambalpur	0.00	0.00	0.00	0.00	0.00	0	0.00	0.00	0	0	0	0	0	0.00
29	Subarnapur	0.00	123.00	0.00	123.00	6.00	5	117.00	0.00	0	0	0	0	0	0.00
30	Sundergarh	0.00	121.00	0.00	121.00	0.07	0	120.93	0.00	0	0	0	0	0	0.00
	Total	0.00	1214.31	0.00	1214.31	205.07	17	1009.24	0.00	0	47	47	0	47	0.00

Street Lighting (Grants for creation of Capital Assets) (GP)

During the year 2015-16 upto the month of March '16

Sl. No.	Name of the District	Financial Achievement (Rs. in lakhs)								Physical achievement					Road (in Km.) CC/BT/ Water Board Maccadom/ earthen
		OB as on 01.4.2015	Grant Released	Other received (int. etc.)	Total Funds	Expenditure incurred	% of Exp.	Balance	UC submitted	No. of projects			Project completed	Under progress	
										Spill Over	taken up	Total			
1	2	3	4	5	6	7	8	9	10	12	13	14	15	16	17
1	Angul	0.00	58.17	0.00	58.17	0.00	0	58.17	0.00	0	0	0	0	0	0.00
2	Balasore	0.00	58.18	0.00	58.18	0.00	0	58.18	0.00	0	2	2	0	2	0.00
3	Bargarh	0.00	101.54	0.00	101.54	46.72	46	54.82	0.00	0	410	410	212	198	0.00
4	Bhadrak	0.00	38.45	0.00	38.45	18.90	49	19.55	0.00	0	125	125	63	62	0.00
5	Balangir	0.00	0.00	0.00	0.00	0.00	0	0.00	0.00	0	0	0	0	0	0.00
6	Boudh	0.00	26.01	0.00	26.01	26.01	100	0.00	0.00	0	0	0	0	0	0.00
7	Cuttack	0.00	0.00	0.00	0.00	0.00	0	0.00	0.00	0	0	0	0	0	0.00
8	Deogarh	0.00	0.00	0.00	0.00	0.00	0	0.00	0.00	0	0	0	0	0	0.00
9	Dhenkanal	0.00	81.72	0.00	81.72	0.00	0	81.72	0.00	0	0	0	0	0	0.00
10	Gajapati	0.00	25.97	0.00	25.97	0.00	0	25.97	0.00	0	0	0	0	0	0.00
11	Ganjam	0.00	0.00	0.00	0.00	0.00	3	0.00	0.00	0	0	0	0	0	0.00
12	Jagatsinghpur	0.00	0.00	0.00	0.00	0.00	0	0.00	0.00	0	0	0	0	0	0.00
13	Jajpur	0.00	0.00	0.00	0.00	0.00	0	0.00	0.00	0	0	0	0	0	0.00
14	Jharsuguda	0.00	20.67	0.00	20.67	0.00	0	20.67	0.00	0	0	0	0	0	0.00
15	Kalahandi	0.00	0.00	0.00	0.00	0.00	0	0.00	0.00	0	0	0	0	0	0.00
16	Kandhamal	0.00	0.00	0.00	0.00	0.00	0	0.00	0.00	0	0	0	0	0	0.00
17	Kendrapada	0.00	94.94	0.00	94.94	35.00	37	59.94	0.00	0	0	0	0	0	0.00
18	Keonjhar	0.00	118.06	0.00	118.06	0.00	0	118.06	0.00	0	286	286	0	286	0.00
19	Khurda	0.00	104.87	0.00	104.87	56.39	54	48.48	0.00	0	170	170	69	101	0.00
20	Koraput	0.00	93.29	0.00	93.29	0.00	0	93.29	0.00	0	226	226	0	226	0.00
21	Malkangiri	0.00	0.00	0.00	0.00	0.00	0	0.00	0.00	0	0	0	0	0	0.00
22	Mayurbhanj	0.00	157.68	0.00	157.68	0.00	0	157.68	0.00	0	382	382	0	382	0.00
23	Nawarangpur	0.00	69.76	0.00	69.76	0.00	0	69.76	0.00	0	0	0	0	0	0.00
24	Nayagarh	0.00	73.06	0.00	73.06	0.00	0	73.06	0.00	0	0	0	0	0	0.00
25	Nuapada	0.00	0.00	0.00	0.00	0.00	0	0.00	0.00	0	0	0	0	0	0.00
26	Puri	0.00	94.94	0.00	94.94	0.00	0	94.94	0.00	0	0	0	0	0	0.00
27	Rayagada	0.00	0.00	0.00	0.00	0.00	0	0.00	0.00	0	0	0	0	0	0.00
28	Sambalpur	0.00	0.00	0.00	0.00	0.00	0	0.00	0.00	0	0	0	0	0	0.00
29	Subarnapur	0.00	20.30	0.00	20.30	2.00	10	18.30	0.00	0	0	0	0	0	0.00
30	Sundergarh	0.00	107.32	0.00	107.32	0.00	0	107.32	0.00	0	0	0	0	0	0.00
	Total	0.00	1344.93	0.00	1344.93	185.02	14	1159.91	0.00	0	1601	1601	344	1257	0.00

Construction of Staff Quarters G.P.

During the year 2015-16 upto the month of March '16

Sl. No.	Name of the District	Financial Ahiement (Rs. in lakhs)								Physical achievement				
		OB as on 01.4.2015	Grant Released	Other received (int. etc.)	Total Funds	Expenditure incurred	% of Exp.	Balance	UC submitted	No. of projects			Project completed	Under progress
										Spill Over	taken up	Total		
1	2	3	4	5	6	7	8	9	10	12	13	14	15	16
1	Angul	0.00	32.50	0.00	32.50	0.00	0	32.50	0.00	0	0	0	0	0
2	Balasore	0.00	91.00	0.00	91.00	0.00	0	91.00	0.00	0	0	0	0	0
3	Bargarh	0.00	78.00	0.00	78.00	57.00	73	21.00	0.00	0	12	12	0	12
4	Bhadrak	0.00	71.50	0.00	71.50	24.12	34	47.38	0.00	0	11	11	0	11
5	Balangir	0.00	0.00	0.00	0.00	0.00	0	0.00	0.00	0	0	0	0	0
6	Boudh	0.00	19.50	0.00	19.50	19.50	100	0.00	0.00	0	0	0	0	0
7	Cuttack	0.00	0.00	0.00	0.00	0.00	0	0.00	0.00	0	0	0	0	0
8	Deogarh	0.00	0.00	0.00	0.00	0.00	0	0.00	0.00	0	0	0	0	0
9	Dhenkanal	0.00	110.50	0.00	110.50	0.00	0	110.50	0.00	0	9	9	0	9
10	Gajapati	0.00	169.00	0.00	169.00	35.20	21	133.80	0.00	0	16	16	0	16
11	Ganjam	0.00	0.00	0.00	0.00	0.00	0	0.00	0.00	0	0	0	0	0
12	Jagatsinghpur	0.00	0.00	0.00	0.00	0.00	0	0.00	0.00	0	0	0	0	0
13	Jajpur	0.00	0.00	0.00	0.00	0.00	0	0.00	0.00	0	0	0	0	0
14	Jharsuguda	0.00	12.50	0.00	12.50	0.00	0	12.50	0.00	0	1	1	0	1
15	Kalahandi	0.00	0.00	0.00	0.00	0.00	0	0.00	0.00	0	0	0	0	0
16	Kandhamal	0.00	0.00	0.00	0.00	0.00	0	0.00	0.00	0	0	0	0	0
17	Kendrapada	0.00	58.50	0.00	58.50	35.00	60	23.50	0.00	0	0	0	0	0
18	Keonjhar	0.00	110.50	0.00	110.50	0.00	0	110.50	0.00	0	17	17	0	17
19	Khurda	0.00	78.00	0.00	78.00	33.41	43	44.59	0.00	0	12	12	3	9
20	Koraput	0.00	182.00	0.00	182.00	0.00	0	182.00	0.00	0	11	11	0	11
21	Malkangiri	0.00	91.00	0.00	91.00	0.00	0	91.00	0.00	0	51	51	0	51
22	Mayurbhanj	0.00	396.50	0.00	396.50	0.00	0	396.50	0.00	0	61	61	0	61
23	Nawarangpur	0.00	91.00	0.00	91.00	1.96	2	89.04	0.00	0	1	1	0	1
24	Nayagarh	0.00	52.00	0.00	52.00	0.00	0	52.00	0.00	0	0	0	0	0
25	Nuapada	0.00	130.00	0.00	130.00	21.50	17	108.50	0.00	0	20	20	0	20
26	Puri	0.00	91.00	0.00	91.00	0.00	0	91.00	0.00	0	0	0	0	0
27	Rayagada	0.00	0.00	0.00	0.00	0.00	0	0.00	0.00	0	0	0	0	0
28	Sambalpur	0.00	0.00	0.00	0.00	0.00	0	0.00	0.00	0	0	0	0	0
29	Subarnapur	0.00	39.63	0.00	39.63	7.00	18	32.63	0.00	0	0	0	0	0
30	Sundergarh	0.00	221.00	0.00	221.00	5.00	2	216.00	0.00	0	0	0	0	0
	Total	0.00	2125.63	0.00	2125.63	239.69	11	1885.94	0.00	0	222	222	3	219

**Own Source of Revenue collected by GP
During the year 2015-16 upto the month of March '16**

Sl. No.	Name of the District	Financial Ahiement (Rs. in lakhs)								Physical achievement					Road (in Km.) CC/BT/ Water Board Maccadom/ earthen
		OB as on 01.4.2015	Grant Released	Other received (int. etc.)	Total Funds	Expenditure incurred	% of Exp.	Balance	UC submitted	No. of projects			Project completed	Under progress	
										Spill Over	taken up	Total			
1	2	3	4	5	6	7	8	9	10	12	13	14	15	16	17
1	Angul	0.00	16.63	0.00	16.63	0.00	0	16.63	0.00	0	0	0	0	0	0.00

ABSTRACT REPORT OF FINANCIAL AND PHYSICAL ACHIEVEMENT UNDER Non-CFC & SFC
During the year 2015-16 upto the month of March '16

Sl. No.	Name of the District	Financial Achievement (Rs. in lakhs)								Physical achievement					Road (in Km.) CC/BT/Water Board Maccadam/earthen
		OB as on 01.4.2015	Grant Released	Other received (int. etc.)	Total Funds	Expenditure incurred	% of Exp.	Balance	UC submitted	No. of projects			Project completed	Under progress	
										Spill Over	taken up	Total			
1	2	3	4	5	6	7	8	9	10	11	12	13	14	15	
1	Angul	0.00	26.00	0.00	26.00	0.00	0	26.00	0.00	0	0	0	0	0	
2	Balasore	0.00	194.00	0.00	194.00	7.00	4	187.00	0.00	0	15	15	2	13	
3	Bargarh	0.00	116.00	0.00	116.00	81.00	70	35.00	0.00	0	35	35	22	13	
4	Bhadrak	0.00	94.87	0.00	94.87	86.10	91	8.77	0.00	0	9	9	7	2	
5	Balangir	0.00	0.00	0.00	0.00	0.00	###	0.00	0.00	0	0	0	0	0	
6	Boudh	0.00	69.00	0.00	69.00	56.50	82	12.50	0.00	0	0	0	0	0	
7	Cuttack	0.00	0.00	0.00	0.00	0.00	###	0.00	0.00	0	0	0	0	0	
8	Deogarh	0.00	21.50	0.00	21.50	0.00	0	21.50	0.00	0	0	0	0	0	
9	Dhenkanal	0.00	233.00	0.00	233.00	86.88	37	146.12	0.00	0	98	98	38	60	
10	Gajapati	0.00	20.00	0.00	20.00	0.00	0	20.00	0.00	0	0	0	0	0	
11	Ganjam	0.00	0.00	0.00	0.00	0.00	###	0.00	0.00	0	0	0	0	0	
12	Jagatsinghpur	0.00	0.00	0.00	0.00	0.00	###	0.00	0.00	0	0	0	0	0	
13	Jajpur	0.00	0.00	0.00	0.00	0.00	###	0.00	0.00	0	0	0	0	0	
14	Jharsuguda	0.00	61.00	0.00	61.00	11.00	18	50.00	0.00	0	20	20	11	9	
15	Kalahandi	0.00	0.00	0.00	0.00	0.00	###	0.00	0.00	0	0	0	0	0	
16	Kandhamal	0.00	0.00	0.00	0.00	0.00	###	0.00	0.00	0	0	0	0	0	
17	Kendrapada	0.00	198.39	0.00	198.39	113.00	57	85.39	0.00	0	0	0	0	0	
18	Keonjhar	0.00	396.50	0.00	396.50	91.50	23	305.00	0.00	0	28	28	24	4	
19	Khurda	0.00	157.00	0.00	157.00	110.90	71	46.10	0.00	0	54	54	31	23	
20	Koraput	0.00	143.00	0.00	143.00	0.00	0	143.00	0.00	0	41	41	0	41	
21	Malkangiri	0.00	108.00	0.00	108.00	0.00	0	108.00	0.00	0	0	0	0	0	
22	Mayurbhanj	0.00	101.50	0.00	101.50	0.00	0	101.50	0.00	0	37	37	0	37	
23	Nawarangpur	0.00	0.00	0.00	0.00	0.00	###	0.00	0.00	0	0	0	0	0	
24	Nayagarh	0.00	0.00	0.00	0.00	0.00	###	0.00	0.00	0	0	0	0	0	
25	Nuapada	0.00	108.50	0.00	108.50	0.00	0	108.50	0.00	0	0	0	0	0	
26	Puri	0.00	0.00	0.00	0.00	0.00	###	0.00	0.00	0	0	0	0	0	
27	Rayagada	0.00	0.00	0.00	0.00	0.00	###	0.00	0.00	0	0	0	0	0	
28	Sambalpur	0.00	0.00	0.00	0.00	0.00	###	0.00	0.00	0	0	0	0	0	
29	Subarnapur	0.00	68.00	0.00	68.00	0.00	0	68.00	0.00	0	0	0	0	0	
30	Sundergarh	0.00	448.50	0.00	448.50	205.00	46	243.50	0.00	0	42	42	42	0	
	Total	0.00	2564.76	0.00	2564.76	848.88	33	1715.88	0.00	0	379	379	177	202	

**Maintanance of Roads & Brides (Panchayat Roads) (ZP & PS)
During the year 2015-16 upto the month of March '16**

Sl. No.	Name of the District	Financial Ahiement (Rs. in lakhs)							Physical achievement					Road (in Km.) CC/BT/ Water Board Maccadom/ earthen	
		OB as on 01.4.2015	Grant Released	Other received (int. etc.)	Total Funds	Expenditure incurred	% of Exp.	Balance	UC submitted	No. of projects			Project completed		Under progress
										Spill Over	taken up	Total			
1	2	3	4	5	6	7	8	9	10	11	12	13	14	15	16
1	Angul	0.00	26.00	0.00	26.00	0.00	0	26.00	0.00	0	0	0	0	0	0.00
2	Balasore	0.00	123.00	0.00	123.00	4.00	3	119.00	0.00	0	14	14	2	12	0.00
3	Bargarh	0.00	45.00	0.00	45.00	31.00	69	14.00	0.00	0	10	10	7	3	0.00
4	Bhadrak	0.00	0.00	0.00	0.00	0.00	0	0.00	0.00	0	0	0	0	0	0.00
5	Balangir	0.00	0.00	0.00	0.00	0.00	0	0.00	0.00	0	0	0	0	0	0.00
6	Boudh	0.00	47.50	0.00	47.50	35.00	74	12.50	0.00	0	0	0	0	0	0.00
7	Cuttack	0.00	0.00	0.00	0.00	0.00	0	0.00	0.00	0	0	0	0	0	0.00
8	Deogarh	0.00	0.00	0.00	0.00	0.00	0	0.00	0.00	0	0	0	0	0	0.00
9	Dhenkanal	0.00	233.00	0.00	233.00	86.88	37	146.12	0.00	0	98	98	38	60	0.00
10	Gajapati	0.00	20.00	0.00	20.00	0.00	0	20.00	0.00	0	0	0	0	0	0.00
11	Ganjam	0.00	0.00	0.00	0.00	0.00	0	0.00	0.00	0	0	0	0	0	0.00
12	Jagatsinghpur	0.00	0.00	0.00	0.00	0.00	0	0.00	0.00	0	0	0	0	0	0.00
13	Jajpur	0.00	0.00	0.00	0.00	0.00	0	0.00	0.00	0	0	0	0	0	0.00
14	Jharsuguda	0.00	61.00	0.00	61.00	11.00	18	50.00	0.00	0	20	20	11	9	0.00
15	Kalahandi	0.00	0.00	0.00	0.00	0.00	0	0.00	0.00	0	0	0	0	0	0.00
16	Kandhamal	0.00	0.00	0.00	0.00	0.00	0	0.00	0.00	0	0	0	0	0	0.00
17	Kendrapada	0.00	68.89	0.00	68.89	45.00	65	23.89	0.00	0	0	0	0	0	0.00
18	Keonjhar	0.00	286.00	0.00	286.00	0.00	0	286.00	0.00	0	0	0	0	0	0.00
19	Khurda	0.00	97.00	0.00	97.00	54.40	56	42.60	0.00	0	30	30	11	19	0.00
20	Koraput	0.00	32.00	0.00	32.00	0.00	0	32.00	0.00	0	11	11	0	11	0.00
21	Malkangiri	0.00	0.00	0.00	0.00	0.00	0	0.00	0.00	0	0	0	0	0	0.00
22	Mayurbhanj	0.00	83.50	0.00	83.50	0.00	0	83.50	0.00	0	33	33	0	33	0.00
23	Nawarangpur	0.00	0.00	0.00	0.00	0.00	0	0.00	0.00	0	0	0	0	0	0.00
24	Nayagarh	0.00	0.00	0.00	0.00	0.00	0	0.00	0.00	0	0	0	0	0	0.00
25	Nuapada	0.00	108.50	0.00	108.50	0.00	0	108.50	0.00	0	0	0	0	0	0.00
26	Puri	0.00	0.00	0.00	0.00	0.00	0	0.00	0.00	0	0	0	0	0	0.00
27	Rayagada	0.00	0.00	0.00	0.00	0.00	0	0.00	0.00	0	0	0	0	0	0.00
28	Sambalpur	0.00	0.00	0.00	0.00	0.00	0	0.00	0.00	0	0	0	0	0	0.00
29	Subarnapur	0.00	15.00	0.00	15.00	0.00	0	15.00	0.00	0	0	0	0	0	0.00
30	Sundergarh	0.00	260.00	0.00	260.00	205.00	79	55.00	0.00	0	42	42	42	0	0.00
Total		0.00	1506.39	0.00	1506.39	472.28	31	1034.11	0.00	0	258	258	111	147	0.00

**Maintanance of Residential Building of PRIs (ZP, PS, DPO & SIRD)
During the year 2015-16 upto the month of March '16**

Sl. No.	Name of the District	Financial Ahiement (Rs. in lakhs)							Physical achievement					
		OB as on 01.4.2015	Grant Released	Other received (int.etc.)	Total Funds	Expenditure incurred	% of Exp.	Balance	UC submitted	No. of projects			Project completed	Under progress
										Spill Over	taken up	Total		

1	2	3	4	5	6	7	8	9	10	11	12	13	14	15
1	Angul	0.00	0.00	0.00	0.00	0.00	0	0.00	0.00	0	0	0	0	0
2	Balasore	0.00	36.00	0.00	36.00	3.00	8	33.00	0.00	0	1	1	0	1
3	Bargarh	0.00	36.00	0.00	36.00	23.00	64	13.00	0.00	0	12	12	6	6
4	Bhadrak	0.00	21.00	0.00	21.00	21.00	100	0.00	0.00	0	4	4	4	0
5	Balangir	0.00	0.00	0.00	0.00	0.00	0	0.00	0.00	0	0	0	0	0
6	Boudh	0.00	9.00	0.00	9.00	9.00	100	0.00	0.00	0	0	0	0	0
7	Cuttack	0.00	0.00	0.00	0.00	0.00	0	0.00	0.00	0	0	0	0	0
8	Deogarh	0.00	9.00	0.00	9.00	0.00	0	9.00	0.00	0	0	0	0	0
9	Dhenkanal	0.00	0.00	0.00	0.00	0.00	0	0.00	0.00	0	0	0	0	0
10	Gajapati	0.00	0.00	0.00	0.00	0.00	0	0.00	0.00	0	0	0	0	0
11	Ganjam	0.00	0.00	0.00	0.00	0.00	0	0.00	0.00	0	0	0	0	0
12	Jagatsinghpur	0.00	0.00	0.00	0.00	0.00	0	0.00	0.00	0	0	0	0	0
13	Jajpur	0.00	0.00	0.00	0.00	0.00	0	0.00	0.00	0	0	0	0	0
14	Jharsuguda	0.00	0.00	0.00	0.00	0.00	0	0.00	0.00	0	0	0	0	0
15	Kalahandi	0.00	0.00	0.00	0.00	0.00	0	0.00	0.00	0	0	0	0	0
16	Kandhamal	0.00	0.00	0.00	0.00	0.00	0	0.00	0.00	0	0	0	0	0
17	Kendrapada	0.00	72.00	0.00	72.00	59.00	82	13.00	0.00	0	0	0	0	0
18	Keonjhar	0.00	33.00	0.00	33.00	24.00	73	9.00	0.00	0	13	13	10	3
19	Khurda	0.00	30.00	0.00	30.00	28.50	95	1.50	0.00	0	12	12	10	2
20	Koraput	0.00	76.00	0.00	76.00	0.00	0	76.00	0.00	0	16	16	0	16
21	Malkangiri	0.00	108.00	0.00	108.00	0.00	0	108.00	0.00	0	0	0	0	0
22	Mayurbhanj	0.00	13.00	0.00	13.00	0.00	0	13.00	0.00	0	3	3	0	3
23	Nawarangpur	0.00	0.00	0.00	0.00	0.00	0	0.00	0.00	0	0	0	0	0
24	Nayagarh	0.00	0.00	0.00	0.00	0.00	0	0.00	0.00	0	0	0	0	0
25	Nuapada	0.00	0.00	0.00	0.00	0.00	0	0.00	0.00	0	0	0	0	0
26	Puri	0.00	0.00	0.00	0.00	0.00	0	0.00	0.00	0	0	0	0	0
27	Rayagada	0.00	0.00	0.00	0.00	0.00	0	0.00	0.00	0	0	0	0	0
28	Sambalpur	0.00	0.00	0.00	0.00	0.00	0	0.00	0.00	0	0	0	0	0
29	Subarnapur	0.00	48.00	0.00	48.00	0.00	0	48.00	0.00	0	0	0	0	0
30	Sundergarh	0.00	51.00	0.00	51.00	0.00	0	51.00	0.00	0	0	0	0	0
	Total	0.00	542.00	0.00	542.00	167.50	31	374.50	0.00	0	61	61	30	31

**Maintanance of Non-Residential Building (ZP, PS, DPO & SIRD)
During the year 2015-16 upto the month of March '16**

Sl. No.	Name of the District	Financial Ahievement (Rs. in lakhs)								Physical achievement				
		OB as on 01.4.2015	Grant Released	Other received (int. etc.)	Total Funds	Expenditure incurred	% of Exp.	Balance	UC submitted	No. of projects			Project completed	Under progress
										Spill Over	taken up	Total		
1	2	3	4	5	6	7	8	9	10	11	12	13	14	15
1	Angul	0.00	0.00	0.00	0.00	0.00	0	0.00	0.00	0	0	0	0	0
2	Balasore	0.00	35.00	0.00	35.00	0.00	0	35.00	0.00	0	0	0	0	0
3	Bargarh	0.00	35.00	0.00	35.00	27.00	77	8.00	0.00	0	13	13	9	4
4	Bhadrak	0.00	73.87	0.00	73.87	65.10	88	8.77	0.00	0	5	5	3	2
5	Balangir	0.00	0.00	0.00	0.00	0.00	0	0.00	0.00	0	0	0	0	0
6	Boudh	0.00	12.50	0.00	12.50	12.50	100	0.00	0.00	0	0	0	0	0
7	Cuttack	0.00	0.00	0.00	0.00	0.00	0	0.00	0.00	0	0	0	0	0

8	Deogarh	0.00	12.50	0.00	12.50	0.00	0	12.50	0.00	0	0	0	0	0
9	Dhenkanal	0.00	0.00	0.00	0.00	0.00	0	0.00	0.00	0	0	0	0	0
10	Gajapati	0.00	0.00	0.00	0.00	0.00	0	0.00	0.00	0	0	0	0	0
11	Ganjam	0.00	0.00	0.00	0.00	0.00	0	0.00	0.00	0	0	0	0	0
12	Jagatsinghpur	0.00	0.00	0.00	0.00	0.00	0	0.00	0.00	0	0	0	0	0
13	Jajpur	0.00	0.00	0.00	0.00	0.00	0	0.00	0.00	0	0	0	0	0
14	Jharsuguda	0.00	0.00	0.00	0.00	0.00	0	0.00	0.00	0	0	0	0	0
15	Kalahandi	0.00	0.00	0.00	0.00	0.00	0	0.00	0.00	0	0	0	0	0
16	Kandhamal	0.00	0.00	0.00	0.00	0.00	0	0.00	0.00	0	0	0	0	0
17	Kendrapada	0.00	57.50	0.00	57.50	9.00	16	48.50	0.00	0	0	0	0	0
18	Keonjhar	0.00	77.50	0.00	77.50	67.50	87	10.00	0.00	0	15	15	14	1
19	Khurda	0.00	30.00	0.00	30.00	28.00	93	2.00	0.00	0	12	12	10	2
20	Koraput	0.00	35.00	0.00	35.00	0.00	0	35.00	0.00	0	14	14	0	14
21	Malkangiri	0.00	0.00	0.00	0.00	0.00	0	0.00	0.00	0	0	0	0	0
22	Mayurbhanj	0.00	5.00	0.00	5.00	0.00	0	5.00	0.00	0	1	1	0	1
23	Nawarangpur	0.00	0.00	0.00	0.00	0.00	0	0.00	0.00	0	0	0	0	0
24	Nayagarh	0.00	0.00	0.00	0.00	0.00	0	0.00	0.00	0	0	0	0	0
25	Nuapada	0.00	0.00	0.00	0.00	0.00	0	0.00	0.00	0	0	0	0	0
26	Puri	0.00	0.00	0.00	0.00	0.00	0	0.00	0.00	0	0	0	0	0
27	Rayagada	0.00	0.00	0.00	0.00	0.00	0	0.00	0.00	0	0	0	0	0
28	Sambalpur	0.00	0.00	0.00	0.00	0.00	0	0.00	0.00	0	0	0	0	0
29	Subarnapur	0.00	5.00	0.00	5.00	0.00	0	5.00	0.00	0	0	0	0	0
30	Sundergarh	0.00	137.50	0.00	137.50	0.00	0	137.50	0.00	0	0	0	0	0
	Total	0.00	516.37	0.00	516.37	209.10	40	307.27	0.00	0	60	60	36	24

2564.76

ABSTRACT REPORT OF FINANCIAL AND PHYSICAL ACHIEVEMENT UNDER STATE FINANCE COMMISSION AWARD

During the year 2016-17 upto the month of April '16

Sl. No.	Name of the District	Financial Achievement (Rs. in lakhs)								Physical achievement					Road (in Km.) CC/BT/ Water Board Maccadam /	
		OB as on 01.04.2016	Grant Released	Other received (int. etc.)	Total Funds	Expenditure incurred	% of Exp.	Balance	UC submitted	Balance UC to be submit	No. of projects			Project completed		Under progress
											Spill Over	taken up	Total			
1	2	3	4	5	6	7	8	9	10	11	12	13	14	15	16	17
1	Angul	0.00	0.00	0.00	0.00	0.00	###	0.00	0.00	0.00	0	0	0	0	0	0.00
2	Balasore	61.26	0.00	0.00	61.26	2.00	3	59.26	0.00	0.00	32	0	32	0	32	0.00
3	Bargarh	0.00	0.00	0.00	0.00	0.00	###	0.00	0.00	0.00	0	0	0	0	0	0.00
4	Bhadrak	79.00	0.00	0.00	79.00	0.00	0	79.00	0.00	0.00	51	0	51	0	51	0.00
5	Balangir	0.00	0.00	0.00	0.00	0.00	###	0.00	0.00	0.00	0	0	0	0	0	0.00
6	Boudh	0.00	0.00	0.00	0.00	0.00	0	0.00	0.00	0.00	0	0	0	0	0	0.00
7	Cuttack	3.76	0.00	0.00	3.76	0.00	0	3.76	0.00	0.00	4	0	4	0	4	0.00
8	Deogarh	0.00	0.00	0.00	9.34	0.00	0	9.34	0.00	0.00	0	0	0	0	0	0.00
9	Dhenkanal	119.48	0.00	0.00	119.48	8.99	8	110.49	0.00	0.00	48	0	48	4	44	0.07
10	Gajapati	0.00	0.00	0.00	0.00	0.00	0	0.00	0.00	0.00	0	0	0	0	0	0.00
11	Ganjam	1.41	0.00	0.00	1.41	0.40	28	1.01	0.00	2.36	6	0	6	0	6	0.00
12	Jagatsinghpur	166.25	0.00	0.00	166.25	53.12	32	113.13	0.00	0.00	57	0	57	22	35	2.10
13	Jajpur	18.06	0.00	0.00	18.06	0.00	0	18.06	0.00	0.00	19	0	19	0	19	0.00
14	Jharsuguda	308.70	0.00	0.00	308.70	0.00	0	308.70	0.00	0.00	12	0	12	0	12	0.00
15	Kalahandi	952.32	0.00	0.00	952.32	0.00	0	952.32	0.00	0.00	222	0	222	0	222	0.00
16	Kandhamal	0.00	0.00	0.00	0.00	0.00	###	0.00	0.00	0.00	0	0	0	0	0	0.00
17	Kendrapada	3.00	0.00	0.00	3.00	0.00	0	3.00	0.00	0.00	2	0	2	0	2	0.00
18	Keonjhar	0.00	0.00	0.00	0.00	0.00	0	0.00	0.00	0.00	0	0	0	0	0	0.00
19	Khurda	13.91	0.00	0.00	13.91	0.00	0	13.91	0.00	0.00	18	0	18	0	18	0.00
20	Koraput	410.95	0.00	0.00	410.95	33.72	8	377.23	0.00	0.00	117	0	117	0	117	0.00
21	Malkangiri	0.00	0.00	0.00	0.00	0.00	0	0.00	0.00	0.00	0	0	0	0	0	0.00
22	Mayurbhanj	130.44	0.00	0.00	130.44	82.97	64	202.17	0.00	0.00	16	0	16	4	12	0.00
23	Nawarangpur	198.17	0.00	0.00	198.17	0.00	0	198.17	0.00	0.00	33	0	33	0	33	0.00
24	Nayagarh	0.00	0.00	0.00	0.00	0.00	###	0.00	0.00	0.00	0	0	0	0	0	0.00
25	Nuapada	0.00	0.00	0.00	0.00	0.00	0	0.00	0.00	0.00	0	0	0	0	0	0.00
26	Puri	0.00	0.00	0.00	0.00	0.00	###	0.00	0.00	0.00	0	0	0	0	0	0.00
27	Rayagada	71.58	0.00	0.00	71.58	0.00	0	71.58	0.00	0.00	11	0	11	0	11	0.00
28	Sambalpur	77.92	0.00	0.00	77.92	0.00	0	77.92	0.00	0.00	32	0	32	0	32	0.00
29	Subarnapur	0.55	0.00	0.00	0.55	0.00	0	0.55	0.00	0.00	6	0	6	0	6	0.00
30	Sundergarh	0.00	0.00	0.00	0.00	0.00	###	0.00	0.00	0.00	0	0	0	0	0	0.00
	Total	2616.76	0.00	0.00	2616.76	181.20	7	2435.56	0.00	2.36	686	0	686	30	656	2.17

STATE FINANCE COMMISSION AWARD FOR DEVOLUTION OF FUNDS (ZP SHARE)

During the year 2016-17 upto the month of April '16

Sl. No.	Name of the District	Financial Achievement (Rs. in lakhs)								Physical achievement					Road (in Km.) CC/BT/ Water Board Maccadam/ earthen	
		OB as on 01.04.2016	Grant Released	Other received (int. etc.)	Total Funds	Expenditure incurred	% of Exp.	Balance	UC submitted	Balance UC to be submit	No. of projects			Project completed		Under progress
											Spill Over	taken up	Total			
1	2	3	4	5	6	7	8	9	10	11	12	13	14	15	16	17
1	Angul	0.00	0.00	0.00	0.00	0.00	0	0.00	0.00	0.00	0	0	0	0	0	0.00
2	Balasore	10.74	0.00	0.00	10.74	2.00	19	8.74	0.00	0.00	6	0	6	0	6	0.00
3	Bargarh	0.00	0.00	0.00	0.00	0.00	0	0.00	0.00	0.00	0	0	0	0	0	0.00
4	Bhadrak	0.00	0.00	0.00	0.00	0.00	0	0.00	0.00	0.00	0	0	0	0	0	0.00
5	Balangir	0.00	0.00	0.00	0.00	0.00	0	0.00	0.00	0.00	0	0	0	0	0	0.00
6	Boudh	0.00	0.00	0.00	0.00	0.00	0	0.00	0.00	0.00	0	0	0	0	0	0.00
7	Cuttack	0.56	0.00	0.00	0.56	0.00	0	0.56	0.00	0.00	1	0	1	0	1	0.00
8	Deogarh	0.00	0.00	0.00	9.34	0.00	0	9.34	0.00	0.00	0	0	0	0	0	0.00
9	Dhenkanal	13.25	0.00	0.00	13.25	2.35	18	10.90	0.00	0.00	7	0	7	1	6	0.07
10	Gajapati	0.00	0.00	0.00	0.00	0.00	0	0.00	0.00	0.00	0	0	0	0	0	0.00
11	Ganjam	0.94	0.00	0.00	0.94	0.30	32	0.64	0.00	0.00	4	0	4	0	4	0.00
12	Jagatsinghpur	5.00	0.00	0.00	5.00	2.00	40	3.00	0.00	0.00	5	0	5	1	4	0.00
13	Jajpur	0.00	0.00	0.00	0.00	0.00	0	0.00	0.00	0.00	0	0	0	0	0	0.00
14	Jharsuguda	6.46	0.00	0.00	6.46	0.00	0	6.46	0.00	0.00	2	0	2	0	2	0.00
15	Kalahandi	93.98	0.00	0.00	93.98	0.00	0	93.98	0.00	0.00	0	0	0	0	0	0.00
16	Kandhamal	0.00	0.00	0.00	0.00	0.00	0	0.00	0.00	0.00	0	0	0	0	0	0.00
17	Kendrapada	0.00	0.00	0.00	0.00	0.00	0	0.00	0.00	0.00	0	0	0	0	0	0.00
18	Keonjhar	0.00	0.00	0.00	0.00	0.00	0	0.00	0.00	0.00	0	0	0	0	0	0.00
19	Khurda	0.00	0.00	0.00	0.00	0.00	0	0.00	0.00	0.00	0	0	0	0	0	0.00
20	Koraput	0.00	0.00	0.00	0.00	0.00	0	0.00	0.00	0.00	0	0	0	0	0	0.00
21	Malkangiri	0.00	0.00	0.00	0.00	0.00	0	0.00	0.00	0.00	0	0	0	0	0	0.00
22	Mayurbhanj	0.00	0.00	0.00	0.00	0.00	0	0.00	0.00	0.00	0	0	0	0	0	0.00
23	Nawarangpur	0.00	0.00	0.00	0.00	0.00	0	0.00	0.00	0.00	0	0	0	0	0	0.00
24	Nayagarh	0.00	0.00	0.00	0.00	0.00	0	0.00	0.00	0.00	0	0	0	0	0	0.00
25	Nuapada	0.00	0.00	0.00	0.00	0.00	0	0.00	0.00	0.00	0	0	0	0	0	0.00
26	Puri	0.00	0.00	0.00	0.00	0.00	0	0.00	0.00	0.00	0	0	0	0	0	0.00
27	Rayagada	0.00	0.00	0.00	0.00	0.00	0	0.00	0.00	0.00	0	0	0	0	0	0.00
28	Sambalpur	0.00	0.00	0.00	0.00	0.00	0	0.00	0.00	0.00	0	0	0	0	0	0.00
29	Subarnapur	0.00	0.00	0.00	0.00	0.00	0	0.00	0.00	0.00	0	0	0	0	0	0.00
30	Sundergarh	0.00	0.00	0.00	0.00	0.00	0	0.00	0.00	0.00	0	0	0	0	0	0.00
Total		130.93	0.00	0.00	130.93	6.65	5	124.28	0.00	0.00	25	0	25	2	23	0.07

STATE FINANCE COMMISSION AWARD FOR DEVOLUTION OF FUNDS (GP SHARE)

During the year 2016-17 upto the month of April '16

Sl. No.	Name of the District	Financial Achievement (Rs. in lakhs)								Physical achievement					Road (in Km.) CC/BT/ Water Board Maccadam/ earthen	
		OB as on 01.04.2016	Grant Released	Other received (int. etc.)	Total Funds	Expenditure incurred	% of Exp.	Balance	UC submitted	Balance UC to be submit	No. of projects			Project completed		Under progress
											Spill Over	taken up	Total			
1	2	3	4	5	6	7	8	9	10	11	12	13	14	15	16	17
1	Angul	0.00	0.00	0.00	0.00	0.00	0	0.00	0.00	0.00	0	0	0	0	0	0.00
2	Balasore	0.00	0.00	0.00	0.00	0.00	0	0.00	0.00	0.00	0	0	0	0	0	0.00
3	Bargarh	0.00	0.00	0.00	0.00	0.00	0	0.00	0.00	0.00	0	0	0	0	0	0.00
4	Bhadrak	0.00	0.00	0.00	0.00	0.00	0	0.00	0.00	0.00	0	0	0	0	0	0.00
5	Balangir	0.00	0.00	0.00	0.00	0.00	0	0.00	0.00	0.00	0	0	0	0	0	0.00
6	Boudh	0.00	0.00	0.00	0.00	0.00	0	0.00	0.00	0.00	0	0	0	0	0	0.00
7	Cuttack	0.00	0.00	0.00	0.00	0.00	0	0.00	0.00	0.00	0	0	0	0	0	0.00
8	Deogarh	0.00	0.00	0.00	0.00	0.00	0	0.00	0.00	0.00	0	0	0	0	0	0.00
9	Dhenkanal	0.00	0.00	0.00	0.00	0.00	0	0.00	0.00	0.00	0	0	0	0	0	0.00
10	Gajapati	0.00	0.00	0.00	0.00	0.00	0	0.00	0.00	0.00	0	0	0	0	0	0.00
11	Ganjam	0.00	0.00	0.00	0.00	0.00	0	0.00	0.00	0.00	0	0	0	0	0	0.00
12	Jagatsinghpur	0.00	0.00	0.00	0.00	0.00	0	0.00	0.00	0.00	0	0	0	0	0	0.00
13	Jajpur	0.00	0.00	0.00	0.00	0.00	0	0.00	0.00	0.00	0	0	0	0	0	0.00
14	Jharsuguda	27.28	0.00	0.00	27.28	0.00	0	27.28	0.00	0.00	0	0	0	0	0	0.00
15	Kalahandi	0.00	0.00	0.00	0.00	0.00	0	0.00	0.00	0.00	0	0	0	0	0	0.00
16	Kandhamal	0.00	0.00	0.00	0.00	0.00	0	0.00	0.00	0.00	0	0	0	0	0	0.00
17	Kendrapada	0.00	0.00	0.00	0.00	0.00	0	0.00	0.00	0.00	0	0	0	0	0	0.00
18	Keonjhar	0.00	0.00	0.00	0.00	0.00	0	0.00	0.00	0.00	0	0	0	0	0	0.00
19	Khurda	0.00	0.00	0.00	0.00	0.00	0	0.00	0.00	0.00	0	0	0	0	0	0.00
20	Koraput	0.00	0.00	0.00	0.00	0.00	0	0.00	0.00	0.00	0	0	0	0	0	0.00
21	Malkangiri	0.00	0.00	0.00	0.00	0.00	0	0.00	0.00	0.00	0	0	0	0	0	0.00
22	Mayurbhanj	0.00	0.00	0.00	0.00	0.00	0	0.00	0.00	0.00	0	0	0	0	0	0.00
23	Nawarangpur	81.49	0.00	0.00	81.49	0.00	0	81.49	0.00	0.00	28	0	28	0	28	0.00
24	Nayagarh	0.00	0.00	0.00	0.00	0.00	0	0.00	0.00	0.00	0	0	0	0	0	0.00
25	Nuapada	0.00	0.00	0.00	0.00	0.00	0	0.00	0.00	0.00	0	0	0	0	0	0.00
26	Puri	0.00	0.00	0.00	0.00	0.00	0	0.00	0.00	0.00	0	0	0	0	0	0.00
27	Rayagada	0.00	0.00	0.00	0.00	0.00	0	0.00	0.00	0.00	0	0	0	0	0	0.00
28	Sambalpur	6.68	0.00	0.00	6.68	0.00	0	6.68	0.00	0.00	6	0	6	0	6	0.00
29	Subarnapur	0.00	0.00	0.00	0.00	0.00	0	0.00	0.00	0.00	0	0	0	0	0	0.00
30	Sundergarh	0.00	0.00	0.00	0.00	0.00	0	0.00	0.00	0.00	0	0	0	0	0	0.00
Total		115.45	0.00	0.00	115.45	0.00	0	115.45	0.00	0.00	34	0	34	0	34	0.00

STATE FINANCE COMMISSION AWARD FOR UNITED FUNDS
During the year 2016-17 upto the month of April '16

Sl. No.	Name of the District	Financial Achievement (Rs. in lakhs)								Physical achievement					Road (in Km.) CC/BT/ Water Board Maccadam/ earthen	Non-Residential Building for maintenance (in square)	
		OB as on 01.4.2016	Grant Released	Other received (int. etc.)	Total Funds	Expenditure incurred	% of Exp.	Balance	UC submitted	Balance UC to be submit	No. of projects			Project completed			Under progress
											Spill Over	taken up	Total				
1	2	3	4	5	6	7	8	9	10	11	12	13	14	15	16	17	18
1	Angul	0.00	0.00	0.00	0.00	0.00	0	0.00	0.00	0.00	0	0	0	0	0	0.00	0
2	Balasore	32.33	0.00	0.00	32.33	0.00	0	32.33	0.00	0.00	17	0	17	0	17	0.00	0
3	Bargarh	0.00	0.00	0.00	0.00	0.00	0	0.00	0.00	0.00	0	0	0	0	0	0.00	0
4	Bhadrak	0.00	0.00	0.00	0.00	0.00	0	0.00	0.00	0.00	0	0	0	0	0	0.00	0
5	Balangir	0.00	0.00	0.00	0.00	0.00	0	0.00	0.00	0.00	0	0	0	0	0	0.00	0
6	Boudh	0.00	0.00	0.00	0.00	0.00	0	0.00	0.00	0.00	0	0	0	0	0	0.00	0
7	Cuttack	0.00	0.00	0.00	0.00	0.00	0	0.00	0.00	0.00	0	0	0	0	0	0.00	0
8	Deogarh	0.00	0.00	0.00	0.00	0.00	0	0.00	0.00	0.00	0	0	0	0	0	0.00	0
9	Dhenkanal	42.26	0.00	0.00	42.26	6.64	16	35.62	0.00	0.00	13	0	13	3	10	0.00	0
10	Gajapati	0.00	0.00	0.00	0.00	0.00	0	0.00	0.00	0.00	0	0	0	0	0	0.00	0
11	Ganjam	0.00	0.00	0.00	0.00	0.00	3	0.00	0.00	0.00	0	0	0	0	0	0.00	0
12	Jagatsinghpur	43.31	0.00	0.00	43.31	3.00	7	40.31	0.00	0.00	3	0	3	0	3	0.00	0
13	Jajpur	0.00	0.00	0.00	0.00	0.00	0	0.00	0.00	0.00	0	0	0	0	0	0.00	0
14	Jharsuguda	0.00	0.00	0.00	0.00	0.00	0	0.00	0.00	0.00	0	0	0	0	0	0.00	0
15	Kalahandi	431.31	0.00	0.00	431.31	0.00	0	431.31	0.00	0.00	0	0	0	0	0	0.00	0
16	Kandhamal	0.00	0.00	0.00	0.00	0.00	0	0.00	0.00	0.00	0	0	0	0	0	0.00	0
17	Kendrapada	0.00	0.00	0.00	0.00	0.00	0	0.00	0.00	0.00	0	0	0	0	0	0.00	0
18	Keonjhar	0.00	0.00	0.00	0.00	0.00	0	0.00	0.00	0.00	0	0	35	0	35	0.00	0
19	Khurda	0.00	0.00	0.00	0.00	0.00	0	0.00	0.00	0.00	0	0	0	0	0	0.00	0
20	Koraput	234.00	0.00	0.00	234.00	20.00	9	214.00	0.00	0.00	32	0	32	0	32	0.00	0
21	Malkangiri	0.00	0.00	0.00	0.00	0.00	0	0.00	0.00	0.00	0	0	0	0	0	0.00	0
22	Mayurbhanj	109.70	0.00	0.00	109.70	62.50	57	201.90	0.00	0.00	11	0	11	0	11	0.00	0
23	Nawarangpur	116.68	0.00	0.00	116.68	0.00	0	116.68	0.00	0.00	5	0	5	0	5	0.00	0
24	Nayagarh	0.00	0.00	0.00	0.00	0.00	0	0.00	0.00	0.00	0	0	0	0	0	0.00	0
25	Nuapada	0.00	0.00	0.00	0.00	0.00	0	0.00	0.00	0.00	0	0	0	0	0	0.00	0
26	Puri	0.00	0.00	0.00	0.00	0.00	0	0.00	0.00	0.00	0	0	0	0	0	0.00	0
27	Rayagada	71.58	0.00	0.00	71.58	0.00	0	71.58	0.00	0.00	11	0	11	0	11	0.00	0
28	Sambalpur	17.24	0.00	0.00	17.24	0.00	0	17.24	0.00	0.00	7	0	7	0	7	0.00	0
29	Subarnapur	0.48	0.00	0.00	0.48	0.00	0	0.48	0.00	0.00	5	0	5	0	5	0.00	0
30	Sundergarh	0.00	0.00	0.00	0.00	0.00	0	0.00	0.00	0.00	0	0	0	0	0	0.00	0
Total		1098.89	0.00	0.00	1098.89	92.14	8	1006.75	0.00	0.00	104	0	104	3	101	0.00	0.00

STATE FINANCE COMMISSION AWARD FOR PERFORMANCE OF LINKED INCENTIVE
During the year 2016-17 upto the month of April '16

Sl. No.	Name of the District	Financial Achievement (Rs. in lakhs)								Physical achievement					
		OB as on 01.4.2016	Grant Released	Other received (int. etc.)	Total Funds	Expenditure incurred	% of Exp.	Balance	UC submitted	Balance UC to be submit	No. of projects			Project completed	Under progress
											Spill Over	taken up	Total		
1	2	3	4	5	6	7	8	9	10	11	12	13	14	15	16
1	Angul	0.00	0.00	0.00	0.00	0.00	0	0.00	0.00	0.00	0	0	0	0	0
2	Balasore	0.00	0.00	0.00	0.00	0.00	0	0.00	0.00	0.00	0	0	0	0	0
3	Bargarh	0.00	0.00	0.00	0.00	0.00	0	0.00	0.00	0.00	0	0	0	0	0
4	Bhadrak	0.00	0.00	0.00	0.00	0.00	0	0.00	0.00	0.00	0	0	0	0	0
5	Balangir	0.00	0.00	0.00	0.00	0.00	0	0.00	0.00	0.00	0	0	0	0	0
6	Boudh	0.00	0.00	0.00	0.00	0.00	0	0.00	0.00	0.00	0	0	0	0	0
7	Cuttack	0.00	0.00	0.00	0.00	0.00	0	0.00	0.00	0.00	1	0	1	0	1
8	Deogarh	0.00	0.00	0.00	0.00	0.00	0	0.00	0.00	0.00	0	0	0	0	0
9	Dhenkanal	0.00	0.00	0.00	0.00	0.00	0	0.00	0.00	0.00	0	0	0	0	0
10	Gajapati	0.00	0.00	0.00	0.00	0.00	0	0.00	0.00	0.00	0	0	0	0	0
11	Ganjam	0.00	0.00	0.00	0.00	0.00	0	0.00	0.00	2.36	0	0	0	0	0
12	Jagatsinghpur	0.00	0.00	0.00	0.00	0.00	0	0.00	0.00	0.00	0	0	0	0	0
13	Jajpur	0.00	0.00	0.00	0.00	0.00	0	0.00	0.00	0.00	10	0	10	0	10
14	Jharsuguda	0.00	0.00	0.00	0.00	0.00	0	0.00	0.00	0.00	0	0	0	0	0
15	Kalahandi	22.89	0.00	0.00	22.89	0.00	0	22.89	0.00	0.00	26	0	26	0	26
16	Kandhamal	0.00	0.00	0.00	0.00	0.00	0	0.00	0.00	0.00	0	0	0	0	0
17	Kendrapada	0.00	0.00	0.00	0.00	0.00	0	0.00	0.00	0.00	0	0	0	0	0
18	Keonjhar	0.00	0.00	0.00	0.00	0.00	0	0.00	0.00	0.00	0	0	0	0	0
19	Khurda	0.00	0.00	0.00	0.00	0.00	0	0.00	0.00	0.00	0	0	0	0	0
20	Koraput	0.00	0.00	0.00	0.00	0.00	0	0.00	0.00	0.00	0	0	0	0	0
21	Malkangiri	0.00	0.00	0.00	0.00	0.00	0	0.00	0.00	0.00	0	0	0	0	0
22	Mayurbhanj	0.00	0.00	0.00	0.00	0.00	0	0.00	0.00	0.00	0	0	0	0	0
23	Nawarangpur	0.00	0.00	0.00	0.00	0.00	0	0.00	0.00	0.00	0	0	0	0	0
24	Nayagarh	0.00	0.00	0.00	0.00	0.00	0	0.00	0.00	0.00	0	0	0	0	0
25	Nuapada	0.00	0.00	0.00	0.00	0.00	0	0.00	0.00	0.00	0	0	0	0	0
26	Puri	0.00	0.00	0.00	0.00	0.00	0	0.00	0.00	0.00	0	0	0	0	0
27	Rayagada	0.00	0.00	0.00	0.00	0.00	0	0.00	0.00	0.00	0	0	0	0	0
28	Sambalpur	3.14	0.00	0.00	3.14	0.00	0	3.14	0.00	0.00	2	0	2	0	2
29	Subarnapur	0.00	0.00	0.00	0.00	0.00	0	0.00	0.00	0.00	0	0	0	0	0
30	Sundergarh	0.00	0.00	0.00	0.00	0.00	0	0.00	0.00	0.00	0	0	0	0	0
	Total	26.03	0.00	0.00	26.03	0.00	0	26.03	0.00	2.36	39	0	39	0	39

**STATE FINANCE COMMISSION AWARD FOR MAINTANANCE OF ROADS & BRIDGE (NORMAL)
During the year 2016-17 upto the month of April '16**

Sl. No.	Name of the District	Financial Ahiement (Rs. in lakhs)								Physical achievement						Road (in Km.) CC/BT/ Water Board Maccadam/ earthen
		OB as on 01.4.2016	Grant Released	Other received (int. etc.)	Total Funds	Expenditure incurred	% of Exp.	Balance	UC submitted	Balance UC to be submit	No. of projects			Project completed	Under progress	
											Spill Over	taken up	Total			
1	2	3	4	5	6	7	8	9	10	11	12	13	14	15	16	17
1	Angul	0.00	0.00	0.00	0.00	0.00	###	0.00	0.00	0.00	0	0	0	0	0	0.00
2	Balasore	8.02	0.00	0.00	8.02	0.00	0	8.02	0.00	0.00	4	0	4	0	4	0.00
3	Bargarh	0.00	0.00	0.00	0.00	0.00	###	0.00	0.00	0.00	0	0	0	0	0	0.00
4	Bhadrak	64.00	0.00	0.00	64.00	0.00	0	64.00	0.00	0.00	51	0	51	0	51	0.00
5	Balangir	0.00	0.00	0.00	0.00	0.00	###	0.00	0.00	0.00	0	0	0	0	0	0.00
6	Boudh	0.00	0.00	0.00	0.00	0.00	###	0.00	0.00	0.00	0	0	0	0	0	0.00
7	Cuttack	0.00	0.00	0.00	0.00	0.00	###	0.00	0.00	0.00	0	0	0	0	0	0.00
8	Deogarh	0.00	0.00	0.00	0.00	0.00	0	0.00	0.00	0.00	0	0	0	0	0	0.00
9	Dhenkanal	14.14	0.00	0.00	14.14	0.00	0	14.14	0.00	0.00	11	0	11	0	11	0.00
10	Gajapati	0.00	0.00	0.00	0.00	0.00	###	0.00	0.00	0.00	0	0	0	0	0	0.00
11	Ganjam	0.11	0.00	0.00	0.11	0.00	0	0.11	0.00	0.00	1	0	1	0	1	0.00
12	Jagatsinghpur	88.40	0.00	0.00	88.40	46.32	52	42.08	0.00	0.00	49	0	49	21	28	2.10
13	Jajpur	0.00	0.00	0.00	0.00	0.00	###	0.00	0.00	0.00	0	0	0	0	0	0.00
14	Jharsuguda	274.96	0.00	0.00	274.96	0.00	0	274.96	0.00	0.00	10	0	10	0	10	0.00
15	Kalahandi	331.52	0.00	0.00	331.52	0.00	0	331.52	0.00	0.00	184	0	184	0	184	0.00
16	Kandhamal	0.00	0.00	0.00	0.00	0.00	###	0.00	0.00	0.00	0	0	0	0	0	0.00
17	Kendrapada	3.00	0.00	0.00	3.00	0.00	0	3.00	0.00	0.00	2	0	2	0	2	0.00
18	Keonjhar	0.00	0.00	0.00	0.00	0.00	###	0.00	0.00	0.00	0	0	0	0	0	0.00
19	Khurda	0.00	0.00	0.00	0.00	0.00	0	0.00	0.00	0.00	0	0	0	0	0	0.00
20	Koraput	176.95	0.00	0.00	176.95	13.72	8	163.23	0.00	0.00	85	0	85	0	85	0.00
21	Malkangiri	0.00	0.00	0.00	0.00	0.00	###	0.00	0.00	0.00	0	0	0	0	0	0.00
22	Mayurbhanj	20.74	0.00	0.00	20.74	20.47	99	0.27	0.00	0.00	5	0	5	4	1	0.00
23	Nawarangpur	0.00	0.00	0.00	0.00	0.00	###	0.00	0.00	0.00	0	0	0	0	0	0.00
24	Nayagarh	0.00	0.00	0.00	0.00	0.00	###	0.00	0.00	0.00	0	0	0	0	0	0.00
25	Nuapada	0.00	0.00	0.00	0.00	0.00	###	0.00	0.00	0.00	0	0	0	0	0	0.00
26	Puri	0.00	0.00	0.00	0.00	0.00	###	0.00	0.00	0.00	0	0	0	0	0	0.00
27	Rayagada	0.00	0.00	0.00	0.00	0.00	###	0.00	0.00	0.00	0	0	0	0	0	0.00
28	Sambalpur	50.86	0.00	0.00	50.86	0.00	0	50.86	0.00	0.00	17	0	17	0	17	0.00
29	Subarnapur	0.07	0.00	0.00	0.07	0.00	0	0.07	0.00	0.00	1	0	1	0	1	0.00
30	Sundergarh	0.00	0.00	0.00	0.00	0.00	###	0.00	0.00	0.00	0	0	0	0	0	0.00
	Total	1032.77	0.00	0.00	1032.77	80.51	8	952.26	0.00	0.00	420	0	420	25	395	2.10

STATE FINANCE COMMISSION AWARD FOR CONSTRUCTION OF G.P. BUILDING
During the year 2016-17 upto the month of April '16

Sl. No.	Name of the District	Financial Achievement (Rs. in lakhs)									Physical achievement				
		OB as on 01.4.2016	Grant Released	Other received (int. etc.)	Total Funds	Expenditure incurred	% of Exp.	Balance	UC submitted	Balance UC to be submit	No. of projects			Project completed	Under progress
											Spill Over	taken up	Total		
1	2	3	4	5	6	7	8	9	10	11	12	13	14	15	16
1	Angul	0.00	0.00	0.00	0.00	0.00	0	0.00	0.00	0.00	0	0	0	0	0
2	Balasore	2.17	0.00	0.00	2.17	0.00	0	2.17	0.00	0.00	3	0	3	0	3
3	Bargarh	0.00	0.00	0.00	0.00	0.00	0	0.00	0.00	0.00	0	0	0	0	0
4	Bhadrak	0.00	0.00	0.00	0.00	0.00	0	0.00	0.00	0.00	0	0	0	0	0
5	Balangir	0.00	0.00	0.00	0.00	0.00	0	0.00	0.00	0.00	0	0	0	0	0
6	Boudh	0.00	0.00	0.00	0.00	0.00	0	0.00	0.00	0.00	0	0	0	0	0
7	Cuttack	0.20	0.00	0.00	0.20	0.00	0	0.20	0.00	0.00	1	0	1	0	1
8	Deogarh	0.00	0.00	0.00	0.00	0.00	0	0.00	0.00	0.00	0	0	0	0	0
9	Dhenkanal	0.28	0.00	0.00	0.28	0.00	0	0.28	0.00	0.00	1	0	1	0	1
10	Gajapati	0.00	0.00	0.00	0.00	0.00	0	0.00	0.00	0.00	0	0	0	0	0
11	Ganjam	0.36	0.00	0.00	0.36	0.10	28	0.26	0.00	0.00	1	0	1	0	1
12	Jagatsinghpur	4.54	0.00	0.00	4.54	1.80	40	2.74	0.00	0.00	0	0	0	0	0
13	Jajpur	0.00	0.00	0.00	0.00	0.00	0	0.00	0.00	0.00	0	0	0	0	0
14	Jharsuguda	0.00	0.00	0.00	0.00	0.00	0	0.00	0.00	0.00	0	0	0	0	0
15	Kalahandi	7.30	0.00	0.00	7.30	0.00	0	7.30	0.00	0.00	4	0	4	0	4
16	Kandhamal	0.00	0.00	0.00	0.00	0.00	0	0.00	0.00	0.00	0	0	0	0	0
17	Kendrapada	0.00	0.00	0.00	0.00	0.00	0	0.00	0.00	0.00	0	0	0	0	0
18	Keonjhar	0.00	0.00	0.00	0.00	0.00	0	0.00	0.00	0.00	0	0	0	0	0
19	Khurda	0.00	0.00	0.00	0.00	0.00	0	0.00	0.00	0.00	0	0	0	0	0
20	Koraput	0.00	0.00	0.00	0.00	0.00	0	0.00	0.00	0.00	0	0	0	0	0
21	Malkangiri	0.00	0.00	0.00	0.00	0.00	0	0.00	0.00	0.00	0	0	0	0	0
22	Mayurbhanj	0.00	0.00	0.00	0.00	0.00	0	0.00	0.00	0.00	0	0	0	0	0
23	Nawarangpur	0.00	0.00	0.00	0.00	0.00	0	0.00	0.00	0.00	0	0	0	0	0
24	Nayagarh	0.00	0.00	0.00	0.00	0.00	0	0.00	0.00	0.00	0	0	0	0	0
25	Nuapada	0.00	0.00	0.00	0.00	0.00	0	0.00	0.00	0.00	0	0	0	0	0
26	Puri	0.00	0.00	0.00	0.00	0.00	0	0.00	0.00	0.00	0	0	0	0	0
27	Rayagada	0.00	0.00	0.00	0.00	0.00	0	0.00	0.00	0.00	0	0	0	0	0
28	Sambalpur	0.00	0.00	0.00	0.00	0.00	0	0.00	0.00	0.00	0	0	0	0	0
29	Subarnapur	0.00	0.00	0.00	0.00	0.00	0	0.00	0.00	0.00	0	0	0	0	0
30	Sundergarh	0.00	0.00	0.00	0.00	0.00	0	0.00	0.00	0.00	0	0	0	0	0
Total		14.85	0.00	0.00	14.85	1.90	13	12.95	0.00	0.00	10	0	10	0	10

**STATE FINANCE COMMISSION AWARD FOR MIPs (BELOW 40 HECT.) OF PANCHAYATS
During the year 2016-17 upto the month of April '16**

Sl. No.	Name of the District	Financial Ahiement (Rs. in lakhs)								Physical achievement					
		OB as on 01.4.2016	Grant Released	Other received (int. etc.)	Total Funds	Expenditure incurred	% of Exp.	Balance	UC submitted	Balance UC to be submit	No. of projects			Project completed	Under progress
											Spill Over	taken up	Total		
1	2	3	4	5	6	7	8	9	10	11	12	13	14	15	16
1	Angul	0.00	0.00	0.00	0.00	0.00	0	0.00	0.00	0.00	0	0	0	0	0
2	Balasore	8.00	0.00	0.00	8.00	0.00	0	8.00	0.00	0.00	2	0	2	0	2
3	Bargarh	0.00	0.00	0.00	0.00	0.00	0	0.00	0.00	0.00	0	0	0	0	0
4	Bhadrak	15.00	0.00	0.00	15.00	0.00	0	15.00	0.00	0.00	0	0	0	0	0
5	Balangir	0.00	0.00	0.00	0.00	0.00	0	0.00	0.00	0.00	0	0	0	0	0
6	Boudh	0.00	0.00	0.00	0.00	0.00	0	0.00	0.00	0.00	0	0	0	0	0
7	Cuttack	3.00	0.00	0.00	3.00	0.00	0	3.00	0.00	0.00	1	0	1	0	1
8	Deogarh	0.00	0.00	0.00	0.00	0.00	0	0.00	0.00	0.00	0	0	0	0	0
9	Dhenkanal	49.55	0.00	0.00	49.55	0.00	0	49.55	0.00	0.00	16	0	16	0	16
10	Gajapati	0.00	0.00	0.00	0.00	0.00	0	0.00	0.00	0.00	0	0	0	0	0
11	Ganjam	0.00	0.00	0.00	0.00	0.00	0	0.00	0.00	0.00	0	0	0	0	0
12	Jagatsinghpur	25.00	0.00	0.00	25.00	0.00	0	25.00	0.00	0.00	0	0	0	0	0
13	Jajpur	18.06	0.00	0.00	18.06	0.00	0	18.06	0.00	0.00	9	0	9	0	9
14	Jharsuguda	0.00	0.00	0.00	0.00	0.00	0	0.00	0.00	0.00	0	0	0	0	0
15	Kalahandi	65.32	0.00	0.00	65.32	0.00	0	65.32	0.00	0.00	8	0	8	0	8
16	Kandhamal	0.00	0.00	0.00	0.00	0.00	0	0.00	0.00	0.00	0	0	0	0	0
17	Kendrapada	0.00	0.00	0.00	0.00	0.00	0	0.00	0.00	0.00	0	0	0	0	0
18	Keonjhar	0.00	0.00	0.00	0.00	0.00	0	0.00	0.00	0.00	0	0	0	0	0
19	Khurda	13.91	0.00	0.00	13.91	0.00	0	13.91	0.00	0.00	18	0	18	0	18
20	Koraput	0.00	0.00	0.00	0.00	0.00	0	0.00	0.00	0.00	0	0	0	0	0
21	Malkangiri	0.00	0.00	0.00	0.00	0.00	0	0.00	0.00	0.00	0	0	0	0	0
22	Mayurbhanj	0.00	0.00	0.00	0.00	0.00	0	0.00	0.00	0.00	0	0	0	0	0
23	Nawarangpur	0.00	0.00	0.00	0.00	0.00	0	0.00	0.00	0.00	0	0	0	0	0
24	Nayagarh	0.00	0.00	0.00	0.00	0.00	0	0.00	0.00	0.00	0	0	0	0	0
25	Nuapada	0.00	0.00	0.00	0.00	0.00	0	0.00	0.00	0.00	0	0	0	0	0
26	Puri	0.00	0.00	0.00	0.00	0.00	0	0.00	0.00	0.00	0	0	0	0	0
27	Rayagada	0.00	0.00	0.00	0.00	0.00	0	0.00	0.00	0.00	0	0	0	0	0
28	Sambalpur	0.00	0.00	0.00	0.00	0.00	0	0.00	0.00	0.00	0	0	0	0	0
29	Subarnapur	0.00	0.00	0.00	0.00	0.00	0	0.00	0.00	0.00	0	0	0	0	0
30	Sundergarh	0.00	0.00	0.00	0.00	0.00	0	0.00	0.00	0.00	0	0	0	0	0
	Total	197.84	0.00	0.00	197.84	0.00	0	197.84	0.00	0.00	54	0	54	0	54

Undistributed amount Rs. 21.00 lakhs (MIP) is laying at DRDA Khurda

NON PLAN FINANCIAL AND PHYSICAL ACHIEVEMENT (NON-TFC/SFC)

During the year 2016-17 upto the month of April '16

Sl. No.	Name of the District	Financial Ahiement (Rs. in lakhs)									Physical achievement				
		OB as on 01.4.2016	Grant Released	Other received (int. etc.)	Total Funds	Expenditure incurred	% of Exp.	Balance	UC submitted	Balance UC to be submit	No. of projects			Project completed	Under progress
											Spill Over	taken up	Total		
1	2	3	4	5	6	7	8	9	10	11	12	13	14	15	16
1	Angul	0.00	0.00	0.00	0.00	0.00	###	0.00	0.00	0.00	0	0	0	0	0
2	Balasore	6.50	0.00	0.00	6.50	0.00	0	6.50	0.00	0.00	3	0	3	0	3
3	Bargarh	0.00	0.00	0.00	0.00	0.00	###	0.00	0.00	0.00	0	0	0	0	0
4	Bhadrak	0.00	0.00	0.00	0.00	0.00	###	0.00	0.00	0.00	1	0	1	0	1
5	Balangir	0.00	0.00	0.00	0.00	0.00	###	0.00	0.00	0.00	0	0	0	0	0
6	Boudh	0.00	0.00	0.00	0.00	0.00	###	0.00	0.00	0.00	0	0	0	0	0
7	Cuttack	9.90	0.00	0.00	9.90	0.00	0	9.90	0.00	0.00	2	0	2	0	2
8	Deogarh	0.00	0.00	0.00	0.00	70.63	###	-70.63	0.00	0.00	0	0	0	0	0
9	Dhenkanal	15.13	0.00	0.00	15.13	1.05	7	14.08	0.00	0.00	5	0	5	1	4
10	Gajapati	0.00	0.00	0.00	0.00	0.00	###	0.00	0.00	0.00	0	0	0	0	0
11	Ganjam	31.14	0.00	0.00	31.14	4.00	13	27.14	0.00	0.00	2	0	2	0	2
12	Jagatsinghpur	29.33	0.00	0.00	29.33	1.94	7	27.39	0.00	0.00	7	0	7	0	7
13	Jajpur	0.00	0.00	0.00	0.00	0.00	###	0.00	0.00	0.00	0	0	0	0	0
14	Jharsuguda	168.67	0.00	0.00	168.67	0.00	0	168.67	0.00	0.00	7	0	7	0	7
15	Kalahandi	180.15	0.00	0.00	180.15	0.00	0	180.15	0.00	0.00	9	0	9	0	9
16	Kandhamal	0.00	0.00	0.00	0.00	0.00	###	0.00	0.00	0.00	0	0	0	0	0
17	Kendrapada	56.00	0.00	0.00	56.00	0.00	0	56.00	0.00	0.00	15	0	15	0	15
18	Keonjhar	10.00	0.00	0.00	10.00	0.00	0	10.00	0.00	0.00	1	0	1	0	1
19	Khurda	0.00	0.00	0.00	0.00	0.00	###	0.00	0.00	0.00	0	0	0	0	0
20	Koraput	26.32	0.00	0.00	26.32	2.41	9	23.91	0.00	0.00	13	0	13	0	13
21	Malkangiri	7.25	0.00	0.00	7.25	0.00	0	7.25	0.00	0.00	5	0	5	0	5
22	Mayurbhanj	17.10	0.00	0.00	17.10	1.00	6	16.10	0.00	0.00	5	0	5	0	5
23	Nawarangpur	28.53	0.00	0.00	28.53	0.00	0	28.53	0.00	0.00	7	0	7	0	7
24	Nayagarh	0.00	0.00	0.00	0.00	0.00	###	0.00	0.00	0.00	0	0	0	0	0
25	Nuapada	0.00	0.00	0.00	0.00	0.00	###	0.00	0.00	0.00	0	0	0	0	0
26	Puri	0.00	0.00	0.00	0.00	176.62	###	-176.62	0.00	0.00	0	0	0	0	0
27	Rayagada	0.00	0.00	0.00	0.00	0.00	###	0.00	0.00	0.00	0	0	0	0	0
28	Sambalpur	91.46	0.00	0.00	91.46	0.00	0	91.46	0.00	0.00	13	0	13	0	13
29	Subarnapur	2.46	0.00	0.00	2.46	0.00	0	2.46	0.00	0.00	7	0	7	0	7
30	Sundergarh	0.00	0.00	0.00	0.00	0.00	###	0.00	0.00	0.00	0	0	0	0	0
Total		679.94	0.00	0.00	679.94	257.65	38	422.29	0.00	0.00	102	0	102	1	101

STATE FINANCE COMMISSION AWARD FOR MAINTANANCE & REPAIR OF NON-RESIDENTIAL BUILDING
During the year 2016-17 upto the month of April '16

Sl. No.	Name of the District	Financial Ahiement (Rs. in lakhs)								Physical achievement					Non-Residential Building for maintenance (in square meter)	
		OB as on 01.4.2016	Grant Released	Other received (int. etc.)	Total Funds	Expenditure incurred	% of Exp.	Balance	UC submitted	Balance UC to be submit	No. of projects			Project completed		Under progress
											Spill Over	taken up	Total			
1	2	3	4	5	6	7	8	9	10	11	12	13	14	15	16	17
1	Angul	0.00	0.00	0.00	0.00	0.00	0	0.00	0.00	0.00	0	0	0	0	0	0.00
2	Balasore	1.25	0.00	0.00	1.25	0.00	0	1.25	0.00	0.00	1	0	1	0	1	0.00
3	Bargarh	0.00	0.00	0.00	0.00	0.00	0	0.00	0.00	0.00	0	0	0	0	0	0.00
4	Bhadrak	0.00	0.00	0.00	0.00	0.00	0	0.00	0.00	0.00	0	0	0	0	0	0.00
5	Balangir	0.00	0.00	0.00	0.00	0.00	0	0.00	0.00	0.00	0	0	0	0	0	0.00
6	Boudh	0.00	0.00	0.00	0.00	0.00	0	0.00	0.00	0.00	0	0	0	0	0	0.00
7	Cuttack	6.09	0.00	0.00	6.09	0.00	0	6.09	0.00	0.00	1	0	1	0	1	0.00
8	Deogarh	0.00	0.00	0.00	0.00	0.00	0	0.00	0.00	0.00	0	0	0	0	0	0.00
9	Dhenkanal	5.00	0.00	0.00	5.00	0.00	0	5.00	0.00	0.00	2	0	2	0	2	0.00
10	Gajapati	0.00	0.00	0.00	0.00	0.00	0	0.00	0.00	0.00	0	0	0	0	0	0.00
11	Ganjam	10.00	0.00	0.00	10.00	2.00	20	8.00	0.00	0.00	0	0	0	0	0	0.00
12	Jagatsinghpur	9.64	0.00	0.00	9.64	0.94	10	8.70	0.00	0.00	2	0	2	0	2	0.00
13	Jajpur	0.00	0.00	0.00	0.00	0.00	0	0.00	0.00	0.00	0	0	0	0	0	0.00
14	Jharsuguda	7.31	0.00	0.00	7.31	0.00	0	7.31	0.00	0.00	2	0	2	0	2	0.00
15	Kalahandi	35.10	0.00	0.00	35.10	0.00	0	35.10	0.00	0.00	0	0	0	0	0	0.00
16	Kandhamal	0.00	0.00	0.00	0.00	0.00	0	0.00	0.00	0.00	0	0	0	0	0	0.00
17	Kendrapada	14.00	0.00	0.00	14.00	0.00	0	14.00	0.00	0.00	8	0	8	0	8	0.00
18	Keonjhar	10.00	0.00	0.00	10.00	0.00	0	10.00	0.00	0.00	1	0	1	0	1	0.00
19	Khurda	0.00	0.00	0.00	0.00	0.00	0	0.00	0.00	0.00	0	0	0	0	0	0.00
20	Koraput	14.46	0.00	0.00	14.46	1.06	7	13.40	0.00	0.00	7	0	7	0	7	0.00
21	Malkangiri	0.00	0.00	0.00	0.00	0.00	0	0.00	0.00	0.00	0	0	0	0	0	0.00
22	Mayurbhanj	1.00	0.00	0.00	1.00	0.00	0	1.00	0.00	0.00	1	0	1	0	1	0.00
23	Nawarangpur	14.87	0.00	0.00	14.87	0.00	0	14.87	0.00	0.00	1	0	1	0	1	0.00
24	Nayagarh	0.00	0.00	0.00	0.00	0.00	0	0.00	0.00	0.00	0	0	0	0	0	0.00
25	Nuapada	0.00	0.00	0.00	0.00	0.00	0	0.00	0.00	0.00	0	0	0	0	0	0.00
26	Puri	0.00	0.00	0.00	0.00	0.00	0	0.00	0.00	0.00	0	0	0	0	0	0.00
27	Rayagada	0.00	0.00	0.00	0.00	0.00	0	0.00	0.00	0.00	0	0	0	0	0	0.00
28	Sambalpur	17.70	0.00	0.00	17.70	0.00	0	17.70	0.00	0.00	4	0	4	0	4	0.00
29	Subarnapur	0.19	0.00	0.00	0.19	0.00	0	0.19	0.00	0.00	2	0	2	0	2	0.00
30	Sundergarh	0.00	0.00	0.00	0.00	0.00	0	0.00	0.00	0.00	0	0	0	0	0	0.00
Total		146.61	0.00	0.00	146.61	4.00	3	142.61	0.00	0.00	32	0	32	0	32	0.00

STATE FINANCE COMMISSION AWARD FOR MAINTANANCE & REPAIR OF RESIDENTIAL BUILDING
During the year 2016-17 upto the month of April '16

Sl. No.	Name of the District	Financial Ahiement (Rs. in lakhs)									Physical achievement					Residential Building for maintenance (in squire meter)
		OB as on 01.4.2016	Grant Released	Other received (int.etc.)	Total Funds	Expenditure incurred	% of Exp.	Balance	UC submitte d	Balance UC to be submit	No. of projects			Project complete d	Under progress	
											Spill Over	taken up	Total			
1	2	3	4	5	6	7	8	9	10	11	12	13	14	15	16	17
1	Angul	0.00	0.00	0.00	0.00	0.00	0	0.00	0.00	0.00	0	0	0	0	0	
2	Balasore	0.00	0.00	0.00	0.00	0.00	0	0.00	0.00	0.00	0	0	0	0	0	
3	Bargarh	0.00	0.00	0.00	0.00	0.00	0	0.00	0.00	0.00	0	0	0	0	0	
4	Bhadrak	0.00	0.00	0.00	0.00	0.00	0	0.00	0.00	0.00	0	0	0	0	0	
5	Balangir	0.00	0.00	0.00	0.00	0.00	0	0.00	0.00	0.00	0	0	0	0	0	
6	Boudh	0.00	0.00	0.00	0.00	0.00	0	0.00	0.00	0.00	0	0	0	0	0	
7	Cuttack	3.81	0.00	0.00	3.81	0.00	0	3.81	0.00	0.00	1	0	1	0	1	
8	Deogarh	0.00	0.00	0.00	0.00	0.00	0	0.00	0.00	0.00	0	0	0	0	0	
9	Dhenkanal	3.00	0.00	0.00	3.00	0.00	0	3.00	0.00	0.00	1	0	1	0	1	
10	Gajapati	0.00	0.00	0.00	0.00	0.00	0	0.00	0.00	0.00	0	0	0	0	0	
11	Ganjam	0.00	0.00	0.00	0.00	0.00	0	0.00	0.00	0.00	0	0	0	0	0	
12	Jagatsinghpur	19.69	0.00	0.00	19.69	1.00	5	18.69	0.00	0.00	5	0	5	0	5	
13	Jajpur	0.00	0.00	0.00	0.00	0.00	0	0.00	0.00	0.00	0	0	0	0	0	
14	Jharsuguda	102.94	0.00	0.00	102.94	0.00	0	102.94	0.00	0.00	2	0	2	0	2	
15	Kalahandi	37.05	0.00	0.00	37.05	0.00	0	37.05	0.00	0.00	3	0	3	0	3	
16	Kandhamal	0.00	0.00	0.00	0.00	0.00	0	0.00	0.00	0.00	0	0	0	0	0	
17	Kendrapada	0.00	0.00	0.00	0.00	0.00	0	0.00	0.00	0.00	0	0	0	0	0	
18	Keonjhar	0.00	0.00	0.00	0.00	0.00	0	0.00	0.00	0.00	0	0	0	0	0	
19	Khurda	0.00	0.00	0.00	0.00	0.00	0	0.00	0.00	0.00	0	0	0	0	0	
20	Koraput	11.86	0.00	0.00	11.86	1.35	11	10.51	0.00	0.00	6	0	6	0	6	
21	Malkangiri	7.25	0.00	0.00	7.25	0.00	0	7.25	0.00	0.00	5	0	5	0	5	
22	Mayurbhanj	6.00	0.00	0.00	6.00	0.00	0	6.00	0.00	0.00	3	0	3	0	3	
23	Nawarangpur	13.66	0.00	0.00	13.66	0.00	0	13.66	0.00	0.00	6	0	6	0	6	
24	Nayagarh	0.00	0.00	0.00	0.00	0.00	0	0.00	0.00	0.00	0	0	0	0	0	
25	Nuapada	0.00	0.00	0.00	0.00	0.00	0	0.00	0.00	0.00	0	0	0	0	0	
26	Puri	0.00	0.00	0.00	0.00	0.00	0	0.00	0.00	0.00	0	0	0	0	0	
27	Rayagada	0.00	0.00	0.00	0.00	0.00	0	0.00	0.00	0.00	0	0	0	0	0	
28	Sambalpur	12.34	0.00	0.00	12.34	0.00	0	12.34	0.00	0.00	4	0	4	0	4	
29	Subarnapur	0.27	0.00	0.00	0.27	0.00	0	0.27	0.00	0.00	5	0	5	0	5	
30	Sundergarh	0.00	0.00	0.00	0.00	0.00	0	0.00	0.00	0.00	0	0	0	0	0	
Total		217.87	0.00	0.00	217.87	2.35	1	215.52	0.00	0.00	41	0	41	0	41	

STATE FINANCE COMMISSION AWARD FOR CONSTRUCTION OF NON-RESIDENTIAL BUILDING OF PRIs

During the year 2016-17 upto the month of April '16

Sl. No.	Name of the District	Financial Achievement (Rs. in lakhs)									Physical achievement				
		OB as on 01.4.2016	Grant Released	Other received (int. etc.)	Total Funds	Expenditure incurred	% of Exp.	Balance	UC submitted	Balance UC to be submit	No. of projects			Project completed	Under progress
											Spill Over	taken up	Total		
1	2	3	4	5	6	7	8	9	10	11	12	13	14	15	16
1	Angul	0.00	0.00	0.00	0.00	0.00	0	0.00	0.00	0.00	0	0	0	0	0
2	Balasore	5.25	0.00	0.00	5.25	0.00	0	5.25	0.00	0.00	2	0	2	0	2
3	Bargarh	0.00	0.00	0.00	0.00	0.00	0	0.00	0.00	0.00	0	0	0	0	0
4	Bhadrak	0.00	0.00	0.00	0.00	0.00	0	0.00	0.00	0.00	1	0	1	0	1
5	Balangir	0.00	0.00	0.00	0.00	0.00	0	0.00	0.00	0.00	0	0	0	0	0
6	Boudh	0.00	0.00	0.00	0.00	0.00	0	0.00	0.00	0.00	0	0	0	0	0
7	Cuttack	0.00	0.00	0.00	0.00	0.00	0	0.00	0.00	0.00	0	0	0	0	0
8	Deogarh	0.00	0.00	0.00	0.00	0.00	0	0.00	0.00	0.00	0	0	0	0	0
9	Dhenkanal	0.00	0.00	0.00	0.00	0.00	0	0.00	0.00	0.00	0	0	0	0	0
10	Gajapati	0.00	0.00	0.00	0.00	0.00	0	0.00	0.00	0.00	0	0	0	0	0
11	Ganjam	20.31	0.00	0.00	20.31	2.00	10	18.31	0.00	0.00	1	0	1	0	1
12	Jagatsinghpur	0.00	0.00	0.00	0.00	0.00	0	0.00	0.00	0.00	0	0	0	0	0
13	Jajpur	0.00	0.00	0.00	0.00	0.00	0	0.00	0.00	0.00	0	0	0	0	0
14	Jharsuguda	40.87	0.00	0.00	40.87	0.00	0	40.87	0.00	0.00	3	0	3	0	3
15	Kalahandi	40.00	0.00	0.00	40.00	0.00	0	40.00	0.00	0.00	6	0	6	0	6
16	Kandhamal	0.00	0.00	0.00	0.00	0.00	0	0.00	0.00	0.00	0	0	0	0	0
17	Kendrapada	12.00	0.00	0.00	12.00	0.00	0	12.00	0.00	0.00	6	0	6	0	6
18	Keonjhar	0.00	0.00	0.00	0.00	0.00	0	0.00	0.00	0.00	0	0	0	0	0
19	Khurda	0.00	0.00	0.00	0.00	0.00	0	0.00	0.00	0.00	0	0	0	0	0
20	Koraput	0.00	0.00	0.00	0.00	0.00	0	0.00	0.00	0.00	0	0	0	0	0
21	Malkangiri	0.00	0.00	0.00	0.00	0.00	0	0.00	0.00	0.00	0	0	0	0	0
22	Mayurbhanj	10.10	0.00	0.00	10.10	1.00	10	9.10	0.00	0.00	1	0	1	0	1
23	Nawarangpur	0.00	0.00	0.00	0.00	0.00	0	0.00	0.00	0.00	0	0	0	0	0
24	Nayagarh	0.00	0.00	0.00	0.00	0.00	0	0.00	0.00	0.00	0	0	0	0	0
25	Nuapada	0.00	0.00	0.00	0.00	0.00	0	0.00	0.00	0.00	0	0	0	0	0
26	Puri	0.00	0.00	0.00	0.00	0.00	0	0.00	0.00	0.00	0	0	0	0	0
27	Rayagada	0.00	0.00	0.00	0.00	0.00	0	0.00	0.00	0.00	0	0	0	0	0
28	Sambalpur	17.17	0.00	0.00	17.17	0.00	0	17.17	0.00	0.00	2	0	2	0	2
29	Subarnapur	0.00	0.00	0.00	0.00	0.00	0	0.00	0.00	0.00	0	0	0	0	0
30	Sundergarh	0.00	0.00	0.00	0.00	0.00	0	0.00	0.00	0.00	0	0	0	0	0
Total		145.70	0.00	0.00	145.70	3.00	2	142.70	0.00	0.00	22	0	22	0	22

STATE FINANCE COMMISSION AWARD FOR CONSTRUCTION OF RESIDENTIAL BUILDING OF PRIs
During the year 2016-17 upto the month of April '16

Sl. No.	Name of the District	Financial Achievement (Rs. in lakhs)								Physical achievement					
		OB as on 01.4.2016	Grant Released	Other received (int. etc.)	Total Funds	Expenditure incurred	% of Exp.	Balance	UC submitted	Balance UC to be submitted	No. of projects			Project completed	Under progress
											Spill Over	taken up	Total		
1	2	3	4	5	6	7	8	9	10	11	12	13	14	15	16
1	Angul	0.00	0.00	0.00	0.00	0.00	0	0.00	0.00	0.00	0	0	0	0	0
2	Balasore	0.00	0.00	0.00	0.00	0.00	0	0.00	0.00	0.00	0	0	0	0	0
3	Bargarh	0.00	0.00	0.00	0.00	0.00	0	0.00	0.00	0.00	0	0	0	0	0
4	Bhadrak	0.00	0.00	0.00	0.00	0.00	0	0.00	0.00	0.00	0	0	0	0	0
5	Balangir	0.00	0.00	0.00	0.00	0.00	0	0.00	0.00	0.00	0	0	0	0	0
6	Boudh	0.00	0.00	0.00	0.00	0.00	0	0.00	0.00	0.00	0	0	0	0	0
7	Cuttack	0.00	0.00	0.00	0.00	0.00	0	0.00	0.00	0.00	0	0	0	0	0
8	Deogarh	0.00	0.00	0.00	0.00	0.00	0	0.00	0.00	0.00	0	0	0	0	0
9	Dhenkanal	7.13	0.00	0.00	7.13	1.05	15	6.08	0.00	0.00	2	0	2	1	1
10	Gajapati	0.00	0.00	0.00	0.00	0.00	0	0.00	0.00	0.00	0	0	0	0	0
11	Ganjam	0.83	0.00	0.00	0.83	0.00	0	0.83	0.00	0.00	1	0	1	0	1
12	Jagatsinghpur	0.00	0.00	0.00	0.00	0.00	0	0.00	0.00	0.00	0	0	0	0	0
13	Jajpur	0.00	0.00	0.00	0.00	0.00	0	0.00	0.00	0.00	0	0	0	0	0
14	Jharsuguda	17.55	0.00	0.00	17.55	0.00	0	17.55	0.00	0.00	0	0	0	0	0
15	Kalahandi	68.00	0.00	0.00	68.00	0.00	0	68.00	0.00	0.00	0	0	0	0	0
16	Kandhamal	0.00	0.00	0.00	0.00	0.00	0	0.00	0.00	0.00	0	0	0	0	0
17	Kendrapada	30.00	0.00	0.00	30.00	0.00	0	30.00	0.00	0.00	1	0	1	0	1
18	Keonjhar	0.00	0.00	0.00	0.00	0.00	0	0.00	0.00	0.00	0	0	0	0	0
19	Khurda	0.00	0.00	0.00	0.00	0.00	0	0.00	0.00	0.00	0	0	0	0	0
20	Koraput	0.00	0.00	0.00	0.00	0.00	0	0.00	0.00	0.00	0	0	0	0	0
21	Malkangiri	0.00	0.00	0.00	0.00	0.00	0	0.00	0.00	0.00	0	0	0	0	0
22	Mayurbhanj	0.00	0.00	0.00	0.00	0.00	0	0.00	0.00	0.00	0	0	0	0	0
23	Nawarangpur	0.00	0.00	0.00	0.00	0.00	0	0.00	0.00	0.00	0	0	0	0	0
24	Nayagarh	0.00	0.00	0.00	0.00	0.00	0	0.00	0.00	0.00	0	0	0	0	0
25	Nuapada	0.00	0.00	0.00	0.00	0.00	0	0.00	0.00	0.00	0	0	0	0	0
26	Puri	0.00	0.00	0.00	0.00	0.00	0	0.00	0.00	0.00	0	0	0	0	0
27	Rayagada	0.00	0.00	0.00	0.00	0.00	0	0.00	0.00	0.00	0	0	0	0	0
28	Sambalpur	44.25	0.00	0.00	44.25	0.00	0	44.25	0.00	0.00	3	0	3	0	3
29	Subarnapur	2.00	0.00	0.00	2.00	0.00	0	2.00	0.00	0.00	0	0	0	0	0
30	Sundergarh	0.00	0.00	0.00	0.00	0.00	0	0.00	0.00	0.00	0	0	0	0	0
Total		169.76	0.00	0.00	169.76	1.05	1	168.71	0.00	0.00	7	0	7	1	6

**ABSTRACT REPORT OF FINANCIAL AND PHYSICAL ACHIEVEMENT UNDER SFC AND NON-SFC
During the year 2016-17 upto the month of April '16**

Sl. No.	Name of the District	Financial Achievement (Rs. in lakhs)								Physical achievement					Road (in Km.) CC/BT/ Water Board	
		OB as on 01.4.2016	Grant Released	Other received (int. etc.)	Total Funds	Expenditure incurred	% of Exp.	Balance	UC submitted	Balance UC to be submit	No. of projects			Project completed		Under progress
											Spill Over	taken up	Total			
1	2	3	4	5	6	7	8	9	10	11	12	13	14	15	16	17
1	Angul	0.00	0.00	0.00	0.00	0.00	###	0.00	0.00	0.00	0	0	0	0	0	0.00
2	Balasore	67.76	0.00	0.00	67.76	2.00	3	65.76	0.00	0.00	35	0	35	0	35	0.00
3	Bargarh	0.00	0.00	0.00	0.00	0.00	###	0.00	0.00	0.00	0	0	0	0	0	0.00
4	Bhadrak	79.00	0.00	0.00	79.00	0.00	0	79.00	0.00	0.00	52	0	52	0	52	0.00
5	Balangir	0.00	0.00	0.00	0.00	0.00	###	0.00	0.00	0.00	0	0	0	0	0	0.00
6	Boudh	0.00	0.00	0.00	0.00	0.00	0	0.00	0.00	0.00	0	0	0	0	0	0.00
7	Cuttack	13.66	0.00	0.00	13.66	0.00	0	13.66	0.00	0.00	6	0	6	0	6	0.00
8	Deogarh	0.00	0.00	0.00	0.00	70.63	###	-70.63	0.00	0.00	0	0	0	0	0	0.00
9	Dhenkanal	134.61	0.00	0.00	134.61	10.04	7	124.57	0.00	0.00	53	0	53	5	48	0.07
10	Gajapati	0.00	0.00	0.00	0.00	0.00	0	0.00	0.00	0.00	0	0	0	0	0	0.00
11	Ganjam	32.55	0.00	0.00	32.55	4.40	14	28.15	0.00	2.36	8	0	8	0	8	0.00
12	Jagatsinghpur	195.58	0.00	0.00	195.58	55.06	28	140.52	0.00	0.00	64	0	64	22	42	2.10
13	Jajpur	18.06	0.00	0.00	18.06	0.00	0	18.06	0.00	0.00	19	0	19	0	19	0.00
14	Jharsuguda	477.37	0.00	0.00	477.37	0.00	0	477.37	0.00	0.00	19	0	19	0	19	0.00
15	Kalahandi	1132.47	0.00	0.00	1132.47	0.00	0	1132.47	0.00	0.00	231	0	231	0	231	0.00
16	Kandhamal	0.00	0.00	0.00	0.00	0.00	###	0.00	0.00	0.00	0	0	0	0	0	0.00
17	Kendrapada	59.00	0.00	0.00	59.00	0.00	0	59.00	0.00	0.00	17	0	17	0	17	0.00
18	Keonjhar	10.00	0.00	0.00	10.00	0.00	0	10.00	0.00	0.00	1	0	1	0	1	0.00
19	Khurda	13.91	0.00	0.00	13.91	0.00	0	13.91	0.00	0.00	18	0	18	0	18	0.00
20	Koraput	437.27	0.00	0.00	437.27	36.13	8	401.14	0.00	0.00	130	0	130	0	130	0.00
21	Malkangiri	7.25	0.00	0.00	7.25	0.00	0	7.25	0.00	0.00	5	0	5	0	5	0.00
22	Mayurbhanj	147.54	0.00	0.00	147.54	83.97	57	63.57	0.00	0.00	21	0	21	4	17	0.00
23	Nawarangpur	226.70	0.00	0.00	226.70	0.00	0	226.70	0.00	0.00	40	0	40	0	40	0.00
24	Nayagarh	0.00	0.00	0.00	0.00	0.00	###	0.00	0.00	0.00	0	0	0	0	0	0.00
25	Nuapada	0.00	0.00	0.00	0.00	0.00	0	0.00	0.00	0.00	0	0	0	0	0	0.00
26	Puri	0.00	0.00	0.00	0.00	176.62	###	-176.62	0.00	0.00	0	0	0	0	0	0.00
27	Rayagada	71.58	0.00	0.00	71.58	0.00	0	71.58	0.00	0.00	11	0	11	0	11	0.00
28	Sambalpur	169.38	0.00	0.00	169.38	0.00	0	169.38	0.00	0.00	45	0	45	0	45	0.00
29	Subarnapur	3.01	0.00	0.00	3.01	0.00	0	3.01	0.00	0.00	13	0	13	0	13	0.00
30	Sundergarh	0.00	0.00	0.00	0.00	0.00	###	0.00	0.00	0.00	0	0	0	0	0	0.00
	Total	3296.70	0.00	0.00	3296.70	438.85	13	2857.85	0.00	2.36	788	0	788	31	757	2.17

**STATE REPORT OF FINANCIAL AND PHYSICAL ACHIEVEMENT UNDER 4TH STATE FINANCE COMMISSION AWARI
During the year 2016-17 for the month of April '16**

Sl. No.	Name of the Scheme	Financial Achievement (Rs. in lakhs)								Physical achievement				
		OB as on 01.4.2016	Grant Receipt (2015-16)	Other receipt (int. etc.) 2015-16	Total Funds	Expenditure incurred	% Exp.	Balance	UC submitted	No. of projects			Project completed	Under progress
										Spill Over	taken up	Total		
1	2	3	4	5	6	7	8	9	10	11	12	13	14	15
	ZILA PARISHAD													
1	Devolution of Funds to Z.P. under 4th SFC	1312.15	160.00	0.00	1472.15	61.53	4	1410.62	0.00	303	42	345	21	324
2	Mega piped water supply (ZP)	5000.00	0.00	0.00	5000.00	0.00	0	5000.00	0.00	1	0	1	0	1
3	Maint./ improv. of road infrastructure under 4th SFC Z P (Motor Veh. Tax)	3537.04	98.36	0.00	3635.40	131.48	4	3503.92	0.00	516	5	521	45	476
	PANCHAYAT SAMITI				0.00	#####		0.00				0		0
4	Devolution of Funds to P.S. 4th SFC	4943.16	28.60	0.00	4971.76	255.83	5	4715.93	0.00	1264	103	1367	80	1287
5	Staff Quarters (P.S.) under 4th SFC	1402.83	14.00	0.00	1416.83	5.80	0	1411.03	0.00	54	0	54	0	54
6	Grants to P.S. towards Salary of Computer Programmers	111.69	3.42	0.00	115.11	7.31	6	107.80	0.00	24	6	30	6	24
	GRAM PANCHAYAT				0.00	#####		0.00				0		0
7	Devolution of Funds to G.P. under 4th SFC	21310.93	246.42	0.00	21557.35	649.54	3	20907.81	0.00	3180	455	3635	230	3405
8	Grants for Creation of Capital Assets of G.P. for Revenue Generation	6404.06	0.00	0.00	6404.06	25.08	0	6378.98	0.00	684	0	684	2	682
9	Maintenance of Capital Assets of G.P.	1109.45	150.00	0.00	1259.45	10.10	1	1249.35	0.00	47	0	47	0	47
10	Street Lighting (Grants for creation of Capital Assets)	1183.85	0.00	0.00	1183.85	12.61	1	1171.24	0.00	1257	0	1257	8	1249
11	Construction of Staff Quarters G.P.	2074.74	0.00	0.00	2074.74	13.10	1	2061.64	0.00	219	16	235	13	222
12	Own Source of Revenue collected by GP	192.90	64.78	0.00	257.68	61.41	23.83	196.27	0.00	0	23	23	7	16
	Grand Total	48582.80	765.58	0.00	49348.38	1233.79	3	48114.59	0.00	7549	650	8199	412	7787
	FINANCIAL AND PHYSICAL ACHIEVEMENT UNDER Non-CFC & SFC GRANTS DURING THE YEAR 2015-16													
	Maint. of Roads & Bridges (Panchayat Roads) (ZP&PS)	1034.11	410.00	0.00	1444.11	96.85	7	1347.26	0.00	147	24	171	30	141
	Maint. of Residential Building of PRIs (ZP, PS, DPO & SIRD)	374.50	0.00	0.00	374.50	21.50	6	353.00	0.00	31	1	32	3	29
	Maint. of Non-Residential Building (ZP, PS, DPO & SIRD)	307.27	15.00	0.00	322.27	31.50	10	290.77	0.00	24	1	25	5	20
	G. TOTAL	1715.88	425.00	0.00	2140.88	149.85	7	1991.03	0.00	202	26	228	38	190

ABSTRACT REPORT OF FINANCIAL AND PHYSICAL ACHIEVEMENT UNDER 4TH STATE FINANCE COMMISSION AWARD

During the year 2016-17 for the month of April '16

Sl. No.	Name of the District	Financial Achievement (Rs. in lakhs)								Physical achievement				
		OB as on 01.4.2016	Grant Receipt (2015-16)	Other receipt (int. etc.) 2015-16	Total Funds	Expenditure incurred	% Exp.	Balance	UC submitted	No. of projects			Project completed	Under progress
										Spill Over	taken up	Total		
1	2	3	4	5	6	7	8	9	10	11	12	13	14	15
1	Angul	1331.38	186.96	0.00	1518.34	32.89	2	1485.45	0.00	148	0	148	0	148
2	Balasore	4006.66	0.00	0.00	4006.66	0.00	0	4006.66	0.00	110	0	110	0	110
3	Bargarh	640.67	0.00	0.00	640.67	49.12	8	591.55	0.00	491	0	491	22	469
4	Bhadrak	1744.28	0.00	0.00	1744.28	0.00	0	1744.28	0.00	310	0	310	0	310
5	Balangir	2231.69	246.42	0.00	2478.11	350.47	14	2127.64	0.00	0	348	348	120	228
6	Boudh	343.72	0.00	0.00	343.72	0.00	0	343.72	0.00	0	0	0	0	0
7	Cuttack	1781.34	0.00	0.00	1781.34	0.00	0	1781.34	0.00	0	0	0	0	0
8	Deogarh	363.48	0.00	0.00	363.48	15.20	4	348.28	0.00	85	0	85	1	84
9	Dhenkanal	1830.01	0.00	0.00	1830.01	0.00	0	1830.01	0.00	341	0	341	0	341
10	Gajapati	1557.67	0.00	0.00	1557.67	24.05	2	1533.62	0.00	265	0	265	4	261
11	Ganjam	5549.29	0.00	0.00	5549.29	7.78	0	5541.51	0.00	0	0	0	0	0
12	Jagatsinghpur	463.96	0.00	0.00	463.96	0.00	0	463.96	0.00	0	0	0	0	0
13	Jajpur	2018.74	0.00	0.00	2018.74	0.00	0	2018.74	0.00	0	0	0	0	0
14	Jharsuguda	723.63	0.00	0.00	723.63	35.68	5	687.95	0.00	139	42	181	8	173
15	Kalahandi	2955.32	0.00	0.00	2955.32	0.00	0	2955.32	0.00	139	0	139	0	139
16	Kandhamal	1602.41	0.00	0.00	1602.41	0.00	0	1602.41	0.00	0	0	0	0	0
17	Kendrapada	2160.76	0.00	0.00	2160.76	97.00	4	2063.76	0.00	153	0	153	16	137
18	Keonjhar	3136.21	164.00	0.00	3300.21	189.27	6	3110.94	0.00	1393	0	1393	76	1317
19	Khurda	866.98	0.00	0.00	866.98	130.19	15	736.79	0.00	411	68	479	81	398
20	Koraput	2894.07	100.00	0.00	2994.07	4.00	0	2990.07	0.00	1052	0	1052	0	1052
21	Malkangiri	978.33	0.00	0.00	978.33	0.00	0	978.33	0.00	51	0	51	0	51
22	Mayurbhanj	5194.62	0.00	0.00	5194.62	33.50	1	5161.12	0.00	1838	0	1838	6	1832
23	Nawarangpur	1816.52	0.00	0.00	1816.52	0.00	0	1816.52	0.00	316	0	316	0	316
24	Nayagarh	1656.63	0.00	0.00	1656.63	0.00	0	1656.63	0.00	0	0	0	0	0
25	Nuapada	2091.21	1.11	0.00	2092.32	52.00	2	2040.32	0.00	160	4	164	25	139
26	Puri	3865.64	0.00	0.00	3865.64	45.50	1	3820.14	0.00	132	24	156	15	141
27	Rayagada	1875.96	0.00	0.00	1875.96	0.00	0	1875.96	0.00	0	0	0	0	0
28	Sambalpur	271.29	0.00	0.00	271.29	0.00	0	271.29	0.00	0	0	0	0	0
29	Subarnapur	1108.75	67.09	0.00	1175.84	167.14	14	1008.70	0.00	0	164	164	38	126
30	Sundergarh	2354.60	0.00	0.00	2354.60	0.00	0	2354.60	0.00	15	0	15	0	15
	Total	59415.82	765.58	0.00	60181.40	1233.79	2	58947.61	0.00	7549	650	8199	412	7787

ZILLA PARISHAD

**ZILLA PARISHAD REPORT OF FINANCIAL AND PHYSICAL ACHIEVEMENT UNDER 4TH STATE FINANCE COMMISSION AWARD
During the year 2016-17 for the month of April '16**

Sl. No.	Name of the District	Financial Achievement (Rs. in lakhs)							Physical achievement					
		OB as on 01.4.2016	Grant Receipt (2015-16)	Other receipt (int. etc.) 2015-16	Total Funds	Expenditure incurred	% Exp.	Balance	UC submitted	No. of projects			Project completed	Under progress
										Spill Over	taken up	Total		
1	2	3	4	5	6	7	8	9	10	11	12	13	14	15
1	Angul	98.36	158.36	0.00	256.72	0.00	0	256.72	0.00	0	0	0	0	0
2	Balasore	896.06	0.00	0.00	896.06	0.00	0	896.06	0.00	41	0	41	0	41
3	Bargarh	31.88	0.00	0.00	31.88	9.95	31	21.93	0.00	16	0	16	4	12
4	Bhadrak	500.00	0.00	0.00	500.00	0.00	0	500.00	0.00	0	0	0	0	0
5	Balangir	1332.50	0.00	0.00	1332.50	0.00	0	1332.50	0.00	0	9	9	0	9
6	Boudh	23.24	0.00	0.00	23.24	0.00	0	23.24	0.00	0	0	0	0	0
7	Cuttack	0.00	0.00	0.00	0.00	0.00	###	0.00	0.00	0	0	0	0	0
8	Deogarh	71.68	0.00	0.00	71.68	15.20	21	56.48	0.00	25	0	25	1	24
9	Dhenkanal	195.16	0.00	0.00	195.16	0.00	0	195.16	0.00	41	0	41	0	41
10	Gajapati	135.36	0.00	0.00	135.36	5.50	4	129.86	0.00	12	0	12	0	12
11	Ganjam	649.78	0.00	0.00	649.78	0.00	0	649.78	0.00	0	0	0	0	0
12	Jagatsinghpur	0.00	0.00	0.00	0.00	0.00	###	0.00	0.00	0	0	0	0	0
13	Jajpur	0.00	0.00	0.00	0.00	0.00	###	0.00	0.00	0	0	0	0	0
14	Jharsuguda	102.49	0.00	0.00	102.49	9.50	9	92.99	0.00	20	17	37	0	37
15	Kalahandi	136.00	0.00	0.00	136.00	0.00	0	136.00	0.00	139	0	139	0	139
16	Kandhamal	0.00	0.00	0.00	0.00	0.00	###	0.00	0.00	0	0	0	0	0
17	Kendrapada	228.32	0.00	0.00	228.32	20.00	9	208.32	0.00	56	0	56	11	45
18	Keonjhar	1301.85	0.00	0.00	1301.85	34.71	3	1267.14	0.00	85	0	85	13	72
19	Khurda	88.48	0.00	0.00	88.48	44.05	50	44.43	0.00	44	0	44	15	29
20	Koraput	308.74	100.00	0.00	408.74	0.00	0	408.74	0.00	87	0	87	0	87
21	Malkangiri	157.88	0.00	0.00	157.88	0.00	0	157.88	0.00	0	0	0	0	0
22	Mayurbhanj	563.94	0.00	0.00	563.94	33.50	6	530.44	0.00	192	0	192	6	186
23	Nawarangpur	257.67	0.00	0.00	257.67	0.00	0	257.67	0.00	0	0	0	0	0
24	Nayagarh	60.00	0.00	0.00	60.00	0.00	0	60.00	0.00	0	0	0	0	0
25	Nuapada	1104.16	0.00	0.00	1104.16	0.00	0	1104.16	0.00	48	0	48	0	48
26	Puri	1314.35	0.00	0.00	1314.35	5.60	0	1308.75	0.00	0	5	5	1	4
27	Rayagada	0.00	0.00	0.00	0.00	0.00	###	0.00	0.00	0	0	0	0	0
28	Sambalpur	0.00	0.00	0.00	0.00	0.00	###	0.00	0.00	0	0	0	0	0
29	Subarnapur	121.34	0.00	0.00	121.34	15.00	12	106.34	0.00	0	16	16	15	1
30	Sundergarh	169.95	0.00	0.00	169.95	0.00	0	169.95	0.00	14	0	14	0	14
	Total	9849.19	258.36	0.00	10107.55	193.01	2	9914.54	0.00	820	47	867	66	801

**Devolution of Funds to Z.P. under award of 4th SFC (ZP)
During the year 2016-17 for the month of April '16**

Sl. No.	Name of the District	Financial Achievement (Rs. in lakhs)								Physical achievement				
		OB as on 01.4.2016	Grant Receipt (2015-16)	Other receipt (int. etc.) 2015-16	Total Funds	Expenditure incurred	% of Exp.	Balance	UC submitted	No. of projects			Project completed	Under progress
										Spill Over	taken up	Total		
1	2	3	4	5	6	7	8	9	10	11	12	13	14	15
1	Angul	0.00	60.00	0.00	60.00	0.00	0	60.00	0.00	0	0	0	0	0
2	Balasore	87.00	0.00	0.00	87.00	0.00	0	87.00	0.00	31	0	31	0	31
3	Bargarh	0.00	0.00	0.00	0.00	0.00	0	0.00	0.00	0	0	0	0	0
4	Bhadrak	0.00	0.00	0.00	0.00	0.00	0	0.00	0.00	0	0	0	0	0
5	Balangir	105.00	0.00	0.00	105.00	0.00	0	105.00	0.00	0	9	9	0	9
6	Boudh	0.00	0.00	0.00	0.00	0.00	0	0.00	0.00	0	0	0	0	0
7	Cuttack	0.00	0.00	0.00	0.00	0.00	0	0.00	0.00	0	0	0	0	0
8	Deogarh	22.50	0.00	0.00	22.50	5.00	22	17.50	0.00	7	0	7	0	7
9	Dhenkanal	56.00	0.00	0.00	56.00	0.00	0	56.00	0.00	12	0	12	0	12
10	Gajapati	37.00	0.00	0.00	37.00	2.10	6	34.90	0.00	12	0	12	0	12
11	Ganjam	165.00	0.00	0.00	165.00	0.00	0	165.00	0.00	0	0	0	0	0
12	Jagatsinghpur	0.00	0.00	0.00	0.00	0.00	0	0.00	0.00	0	0	0	0	0
13	Jajpur	0.00	0.00	0.00	0.00	0.00	0	0.00	0.00	0	0	0	0	0
14	Jharsuguda	37.50	0.00	0.00	37.50	3.00	8	34.50	0.00	5	17	22	0	22
15	Kalahandi	19.50	0.00	0.00	19.50	0.00	0	19.50	0.00	45	0	45	0	45
16	Kandhamal	0.00	0.00	0.00	0.00	0.00	0	0.00	0.00	0	0	0	0	0
17	Kendrapada	38.50	0.00	0.00	38.50	5.00	13	33.50	0.00	18	0	18	1	17
18	Keonjhar	41.90	0.00	0.00	41.90	8.43	20	33.47	0.00	20	0	20	0	20
19	Khurda	20.75	0.00	0.00	20.75	11.75	57	9.00	0.00	14	0	14	5	9
20	Koraput	105.00	100.00	0.00	205.00	0.00	0	205.00	0.00	29	0	29	0	29
21	Malkangiri	52.50	0.00	0.00	52.50	0.00	0	52.50	0.00	0	0	0	0	0
22	Mayurbhanj	195.00	0.00	0.00	195.00	11.25	6	183.75	0.00	82	0	82	0	82
23	Nawarangpur	75.00	0.00	0.00	75.00	0.00	0	75.00	0.00	0	0	0	0	0
24	Nayagarh	60.00	0.00	0.00	60.00	0.00	0	60.00	0.00	0	0	0	0	0
25	Nuapada	22.50	0.00	0.00	22.50	0.00	0	22.50	0.00	14	0	14	0	14
26	Puri	82.50	0.00	0.00	82.50	0.00	0	82.50	0.00	0	0	0	0	0
27	Rayagada	0.00	0.00	0.00	0.00	0.00	0	0.00	0.00	0	0	0	0	0
28	Sambalpur	0.00	0.00	0.00	0.00	0.00	0	0.00	0.00	0	0	0	0	0
29	Subarnapur	42.00	0.00	0.00	42.00	15.00	36	27.00	0.00	0	16	16	15	1
30	Sundergarh	47.00	0.00	0.00	47.00	0.00	0	47.00	0.00	14	0	14	0	14
	Total	1312.15	160.00	0.00	1472.15	61.53	4	1410.62	0.00	303	42	345	21	324

**Mega Piped Water Supply (ZP)
During the year 2016-17 for the month of April '16**

Sl. No.	Name of the District	Financial Achievement (Rs. in lakhs)								Physical achievement		
		OB as on	Grant	Other receipt	Total Funds	Expenditure	% of	Balance	UC	No. of projects	Project	Under

o.	2	01.4.2016	Receipt (2015-16)	(int. etc.) 2015-16	6	incurred	Exp.	8	9	submitted	complete			progress
											Spill Over	taken up	Total	
1	2	3	4	5	6	7	8	9	10	11	12	13	14	15
1	Angul	0.00	0.00	0.00	0.00	0.00	0	0.00	0.00	0	0	0	0	0
2	Balasore	500.00	0.00	0.00	500.00	0.00	0	500.00	0.00	0	0	0	0	0
3	Bargarh	0.00	0.00	0.00	0.00	0.00	0	0.00	0.00	0	0	0	0	0
4	Bhadrak	500.00	0.00	0.00	500.00	0.00	0	500.00	0.00	0	0	0	0	0
5	Balangir	1000.00	0.00	0.00	1000.00	0.00	0	1000.00	0.00	0	0	0	0	0
6	Boudh	0.00	0.00	0.00	0.00	0.00	0	0.00	0.00	0	0	0	0	0
7	Cuttack	0.00	0.00	0.00	0.00	0.00	0	0.00	0.00	0	0	0	0	0
8	Deogarh	0.00	0.00	0.00	0.00	0.00	0	0.00	0.00	0	0	0	0	0
9	Dhenkanal	0.00	0.00	0.00	0.00	0.00	0	0.00	0.00	0	0	0	0	0
10	Gajapati	0.00	0.00	0.00	0.00	0.00	0	0.00	0.00	0	0	0	0	0
11	Ganjam	0.00	0.00	0.00	0.00	0.00	0	0.00	0.00	0	0	0	0	0
12	Jagatsinghpur	0.00	0.00	0.00	0.00	0.00	0	0.00	0.00	0	0	0	0	0
13	Jajpur	0.00	0.00	0.00	0.00	0.00	0	0.00	0.00	0	0	0	0	0
14	Jharsuguda	0.00	0.00	0.00	0.00	0.00	0	0.00	0.00	0	0	0	0	0
15	Kalahandi	0.00	0.00	0.00	0.00	0.00	0	0.00	0.00	0	0	0	0	0
16	Kandhamal	0.00	0.00	0.00	0.00	0.00	0	0.00	0.00	0	0	0	0	0
17	Kendrapada	0.00	0.00	0.00	0.00	0.00	0	0.00	0.00	0	0	0	0	0
18	Keonjhar	1000.00	0.00	0.00	1000.00	0.00	0	1000.00	0.00	0	0	0	0	0
19	Khurda	0.00	0.00	0.00	0.00	0.00	0	0.00	0.00	0	0	0	0	0
20	Koraput	0.00	0.00	0.00	0.00	0.00	0	0.00	0.00	0	0	0	0	0
21	Malkangiri	0.00	0.00	0.00	0.00	0.00	0	0.00	0.00	0	0	0	0	0
22	Mayurbhanj	0.00	0.00	0.00	0.00	0.00	0	0.00	0.00	0	0	0	0	0
23	Nawarangpur	0.00	0.00	0.00	0.00	0.00	0	0.00	0.00	0	0	0	0	0
24	Nayagarh	0.00	0.00	0.00	0.00	0.00	0	0.00	0.00	0	0	0	0	0
25	Nuapada	1000.00	0.00	0.00	1000.00	0.00	0	1000.00	0.00	1	0	1	0	1
26	Puri	1000.00	0.00	0.00	1000.00	0.00	0	1000.00	0.00	0	0	0	0	0
27	Rayagada	0.00	0.00	0.00	0.00	0.00	0	0.00	0.00	0	0	0	0	0
28	Sambalpur	0.00	0.00	0.00	0.00	0.00	0	0.00	0.00	0	0	0	0	0
29	Subarnapur	0.00	0.00	0.00	0.00	0.00	0	0.00	0.00	0	0	0	0	0
30	Sundergarh	0.00	0.00	0.00	0.00	0.00	0	0.00	0.00	0	0	0	0	0
	Total	5000.00	0.00	0.00	5000.00	0.00	0	5000.00	0.00	1	0	1	0	1

**Maintanance/ improvement of road infrastructure under the award of 4th SFC Zilla Parishad (Motor Vehicle Tax) (ZP)
During the year 2016-17 for the month of April '16**

Sl. No.	Name of the District	Financial Achievement (Rs. in lakhs)							Physical achievement					
		OB as on 01.4.2016	Grant Receipt (2015-16)	Other receipt (int. etc.) 2015-16	Total Funds	Expenditure incurred	% of Exp.	Balance	UC submitted	No. of projects			Project complete d	Under progress
										Spill Over	taken up	Total		

1	Angul	127.72	28.60	0.00	156.32	0.00	0	156.32	0.00	8	0	8	0	8
2	Balasore	401.16	0.00	0.00	401.16	0.00	0	401.16	0.00	38	0	38	0	38
3	Bargarh	86.51	0.00	0.00	86.51	14.72	17	71.79	0.00	37	0	37	5	32
4	Bhadrak	240.07	0.00	0.00	240.07	0.00	0	240.07	0.00	77	0	77	0	77
5	Balangir	88.40	0.00	0.00	88.40	29.71	34	58.69	0.00	0	0	0	0	0
6	Boudh	41.09	0.00	0.00	41.09	0.00	0	41.09	0.00	0	0	0	0	0
7	Cuttack	0.00	0.00	0.00	0.00	0.00	0	0.00	0.00	0	0	0	0	0
8	Deogarh	0.00	0.00	0.00	0.00	0.00	0	0.00	0.00	0	0	0	0	0
9	Dhenkanal	224.18	0.00	0.00	224.18	0.00	0	224.18	0.00	38	0	38	0	38
10	Gajapati	156.79	0.00	0.00	156.79	7.60	5	149.19	0.00	99	0	99	2	97
11	Ganjam	762.19	0.00	0.00	762.19	0.00	0	762.19	0.00	0	0	0	0	0
12	Jagatsinghpur	0.00	0.00	0.00	0.00	0.00	0	0.00	0.00	0	0	0	0	0
13	Jajpur	0.00	0.00	0.00	0.00	0.00	0	0.00	0.00	0	0	0	0	0
14	Jharsuguda	102.74	0.00	0.00	102.74	5.00	5	97.74	0.00	50	8	58	4	54
15	Kalahandi	0.00	0.00	0.00	0.00	0.00	0	0.00	0.00	0	0	0	0	0
16	Kandhamal	0.00	0.00	0.00	0.00	0.00	0	0.00	0.00	0	0	0	0	0
17	Kendrapada	300.01	0.00	0.00	300.01	25.00	8	275.01	0.00	24	0	24	2	22
18	Keonjhar	197.56	0.00	0.00	197.56	22.18	11	175.38	0.00	198	0	198	11	187
19	Khurda	59.94	0.00	0.00	59.94	16.34	27	43.60	0.00	48	14	62	22	40
20	Koraput	362.64	0.00	0.00	362.64	0.00	0	362.64	0.00	226	0	226	0	226
21	Malkangiri	173.30	0.00	0.00	173.30	0.00	0	173.30	0.00	0	0	0	0	0
22	Mayurbhanj	612.96	0.00	0.00	612.96	0.00	0	612.96	0.00	382	0	382	0	382
23	Nawarangpur	22.45	0.00	0.00	22.45	0.00	0	22.45	0.00	0	0	0	0	0
24	Nayagarh	274.01	0.00	0.00	274.01	0.00	0	274.01	0.00	0	0	0	0	0
25	Nuapada	140.90	0.00	0.00	140.90	49.40	35	91.50	0.00	20	4	24	18	6
26	Puri	329.77	0.00	0.00	329.77	12.50	4	317.27	0.00	18	7	25	3	22
27	Rayagada	0.00	0.00	0.00	0.00	0.00	0	0.00	0.00	0	0	0	0	0
28	Sambalpur	0.00	0.00	0.00	0.00	0.00	0	0.00	0.00	0	0	0	0	0
29	Subarnapur	134.04	0.00	0.00	134.04	73.38	55	60.66	0.00	0	70	70	13	57
30	Sundergarh	104.73	0.00	0.00	104.73	0.00	0	104.73	0.00	1	0	1	0	1
	Total	4943.16	28.60	0.00	4971.76	255.83	5	4715.93	0.00	1264	103	1367	80	1287

Staff Quarters (P.S.) under the award of 4th SFC(P.S.)

During the year 2016-17 for the month of April '16

Sl. No.	Name of the District	Financial Achievement (Rs. in lakhs)							Physical achievement					
		OB as on 01.4.2016	Grant Receipt (2015-16)	Other receipt (int. etc.) 2015-16	Total Funds	Expenditure incurred	% of Exp.	Balance	UC submitted	No. of projects			Project complete	Under progress
										Spill Over	taken up	Total		
1	2	3	4	5	6	7	8	9	10	11	12	13	14	15
1	Angul	16.84	0.00	0.00	16.84	0.00	0	16.84	0.00	1	0	1	0	1

2	Balasore	60.00	0.00	0.00	60.00	0.00	0	60.00	0.00	0	0	0	0	0
3	Bargarh	0.00	0.00	0.00	0.00	0.00	0	0.00	0.00	0	0	0	0	0
4	Bhadrak	25.88	0.00	0.00	25.88	0.00	0	25.88	0.00	2	0	2	0	2
5	Balangir	0.00	0.00	0.00	0.00	0.00	0	0.00	0.00	0	0	0	0	0
6	Boudh	0.00	0.00	0.00	0.00	0.00	0	0.00	0.00	0	0	0	0	0
7	Cuttack	0.00	0.00	0.00	0.00	0.00	0	0.00	0.00	0	0	0	0	0
8	Deogarh	0.00	0.00	0.00	0.00	0.00	0	0.00	0.00	0	0	0	0	0
9	Dhenkanal	14.00	0.00	0.00	14.00	0.00	0	14.00	0.00	0	0	0	0	0
10	Gajapati	115.75	0.00	0.00	115.75	3.80	3	111.95	0.00	13	0	13	0	13
11	Ganjam	287.00	0.00	0.00	287.00	0.00	0	287.00	0.00	0	0	0	0	0
12	Jagatsinghpur	0.00	0.00	0.00	0.00	0.00	0	0.00	0.00	0	0	0	0	0
13	Jajpur	0.00	0.00	0.00	0.00	0.00	0	0.00	0.00	0	0	0	0	0
14	Jharsuguda	69.00	0.00	0.00	69.00	0.00	0	69.00	0.00	2	0	2	0	2
15	Kalahandi	0.00	0.00	0.00	0.00	0.00	0	0.00	0.00	0	0	0	0	0
16	Kandhamal	0.00	0.00	0.00	0.00	0.00	0	0.00	0.00	0	0	0	0	0
17	Kendrapada	8.00	0.00	0.00	8.00	0.00	0	8.00	0.00	1	0	1	0	1
18	Keonjhar	0.00	14.00	0.00	14.00	0.00	0	14.00	0.00	0	0	0	0	0
19	Khurda	55.40	0.00	0.00	55.40	0.00	0	55.40	0.00	9	0	9	0	9
20	Koraput	229.00	0.00	0.00	229.00	0.00	0	229.00	0.00	14	0	14	0	14
21	Malkangiri	18.00	0.00	0.00	18.00	0.00	0	18.00	0.00	0	0	0	0	0
22	Mayurbhanj	148.00	0.00	0.00	148.00	0.00	0	148.00	0.00	10	0	10	0	10
23	Nawarangpur	22.96	0.00	0.00	22.96	0.00	0	22.96	0.00	0	0	0	0	0
24	Nayagarh	0.00	0.00	0.00	0.00	0.00	0	0.00	0.00	0	0	0	0	0
25	Nuapada	28.00	0.00	0.00	28.00	0.00	0	28.00	0.00	2	0	2	0	2
26	Puri	27.00	0.00	0.00	27.00	2.00	7	25.00	0.00	0	0	0	0	0
27	Rayagada	0.00	0.00	0.00	0.00	0.00	0	0.00	0.00	0	0	0	0	0
28	Sambalpur	0.00	0.00	0.00	0.00	0.00	0	0.00	0.00	0	0	0	0	0
29	Subarnapur	53.00	0.00	0.00	53.00	0.00	0	53.00	0.00	0	0	0	0	0
30	Sundergarh	225.00	0.00	0.00	225.00	0.00	0	225.00	0.00	0	0	0	0	0
	Total	1402.83	14.00	0.00	1416.83	5.80	0	1411.03	0.00	54	0	54	0	54

**Grants to P.S. towards Salary of Computer Programmers (P.S.)
During the year 2016-17 for the month of April '16**

Sl. No.	Name of the District	Financial Achievement (Rs. in lakhs)							Physical achievement					
		OB as on 01.4.2016	Grant Receipt (2015-16)	Other receipt (int. etc.) 2015-16	Total Funds	Expenditure incurred	% of Exp.	Balance	UC submitted	No. of Projects			Project completed	Under progress
										Spill Over	taken up	Total		
1	2	3	4	5	6	7	8	9	10	11	12	13	14	15
1	Angul	0.09	0.00	0.00	0.09	0.00	0	0.09	0.00	0	0	0	0	0
2	Balasore	12.24	0.00	0.00	12.24	0.00	0	12.24	0.00	0	0	0	0	0
3	Bargarh	0.00	0.00	0.00	0.00	0.00	0	0.00	0.00	0	0	0	0	0

4	Bhadrak	0.00	0.00	0.00	0.00	0.00	0	0.00	0.00	0	0	0	0	0
5	Balangir	5.22	0.00	0.00	5.22	2.22	43	3.00	0.00	0	0	0	0	0
6	Boudh	0.00	0.00	0.00	0.00	0.00	0	0.00	0.00	0	0	0	0	0
7	Cuttack	0.00	0.00	0.00	0.00	0.00	0	0.00	0.00	0	0	0	0	0
8	Deogarh	0.00	0.00	0.00	0.00	0.00	0	0.00	0.00	0	0	0	0	0
9	Dhenkanal	0.00	0.00	0.00	0.00	0.00	0	0.00	0.00	0	0	0	0	0
10	Gajapati	4.29	0.00	0.00	4.29	0.65	15	3.64	0.00	0	0	0	0	0
11	Ganjam	25.60	0.00	0.00	25.60	0.00	0	25.60	0.00	0	0	0	0	0
12	Jagatsinghpur	0.00	0.00	0.00	0.00	0.00	0	0.00	0.00	0	0	0	0	0
13	Jajpur	0.00	0.00	0.00	0.00	0.00	0	0.00	0.00	0	0	0	0	0
14	Jharsuguda	3.34	0.00	0.00	3.34	0.00	0	3.34	0.00	0	0	0	0	0
15	Kalahandi	0.00	0.00	0.00	0.00	0.00	0	0.00	0.00	0	0	0	0	0
16	Kandhamal	0.00	0.00	0.00	0.00	0.00	0	0.00	0.00	0	0	0	0	0
17	Kendrapada	0.00	0.00	0.00	0.00	0.00	0	0.00	0.00	0	0	0	0	0
18	Keonjhar	0.00	0.00	0.00	0.00	0.00	0	0.00	0.00	0	0	0	0	0
19	Khurda	0.00	0.00	0.00	0.00	0.00	0	0.00	0.00	0	0	0	0	0
20	Koraput	0.00	0.00	0.00	0.00	0.00	0	0.00	0.00	0	0	0	0	0
21	Malkangiri	2.39	0.00	0.00	2.39	0.00	0	2.39	0.00	0	0	0	0	0
22	Mayurbhanj	26.71	0.00	0.00	26.71	0.00	0	26.71	0.00	24	0	24	0	24
23	Nawarangpur	11.13	0.00	0.00	11.13	0.00	0	11.13	0.00	0	0	0	0	0
24	Nayagarh	0.00	0.00	0.00	0.00	0.00	0	0.00	0.00	0	0	0	0	0
25	Nuapada	0.00	1.11	0.00	1.11	1.11	100	0.00	0.00	0	0	0	0	0
26	Puri	0.00	0.00	0.00	0.00	0.00	0	0.00	0.00	0	0	0	0	0
27	Rayagada	0.00	0.00	0.00	0.00	0.00	0	0.00	0.00	0	0	0	0	0
28	Sambalpur	0.00	0.00	0.00	0.00	0.00	0	0.00	0.00	0	0	0	0	0
29	Subarnapur	1.11	2.31	0.00	3.42	3.33	97	0.09	0.00	0	6	6	6	0
30	Sundergarh	19.57	0.00	0.00	19.57	0.00	0	19.57	0.00	0	0	0	0	0
	Total	111.69	3.42	0.00	115.11	7.31	6	107.80	0.00	24	6	30	6	24

GRAM PANCHAYAT

GRAM PANCHAYAT REPORT OF FINANCIAL AND PHYSICAL ACHIEVEMENT UNDER 4TH STATE FINANCE COMMISSION AWARD During the year 2016-17 for the month of April '16

Sl. No.	Name of the District	Financial Achievement (Rs. in lakhs)								Physical achievement				
		OB as on 01.4.2016	Grant Released	Other received (int. etc.)	Total Funds	Expenditure incurred	% of Exp.	Balance	UC submitted	No. of projects			Project completed	Under progress
										Spill Over	taken up	Total		
1	2	3	4	5	6	7	8	9	10	12	13	14	15	16
1	Angul	1088.37	0.00	0.00	1088.37	32.89	3	1055.48	0.00	139	0	139	0	139
2	Balasore	2637.20	0.00	0.00	2637.20	0.00	0	2637.20	0.00	31	0	31	0	31
3	Bargarh	522.28	0.00	0.00	522.28	24.45	5	497.83	0.00	438	0	438	13	425
4	Bhadrak	978.33	0.00	0.00	978.33	0.00	0	978.33	0.00	231	0	231	0	231

5	Balangir	805.57	246.42	0.00	1051.99	318.54	30	733.45	0.00	0	339	339	120	219
6	Boudh	279.39	0.00	0.00	279.39	0.00	0	279.39	0.00	0	0	0	0	0
7	Cuttack	0.00	0.00	0.00	0.00	0.00	###	0.00	0.00	0	0	0	0	0
8	Deogarh	291.80	0.00	0.00	291.80	0.00	0	291.80	0.00	60	0	60	0	60
9	Dhenkanal	1396.67	0.00	0.00	1396.67	0.00	0	1396.67	0.00	262	0	262	0	262
10	Gajapati	1145.48	0.00	0.00	1145.48	6.50	1	1138.98	0.00	141	0	141	2	139
11	Ganjam	3824.72	0.00	0.00	3824.72	7.78	0	3816.94	0.00	0	0	0	0	0
12	Jagatsinghpur	0.00	0.00	0.00	0.00	0.00	###	0.00	0.00	0	0	0	0	0
13	Jajpur	0.00	0.00	0.00	0.00	0.00	###	0.00	0.00	0	0	0	0	0
14	Jharsuguda	446.06	0.00	0.00	446.06	21.18	5	424.88	0.00	67	17	84	4	80
15	Kalahandi	0.00	0.00	0.00	0.00	0.00	###	0.00	0.00	0	0	0	0	0
16	Kandhamal	0.00	0.00	0.00	0.00	0.00	###	0.00	0.00	0	0	0	0	0
17	Kendrapada	1624.43	0.00	0.00	1624.43	52.00	3	1572.43	0.00	72	0	72	3	69
18	Keonjhar	1636.80	150.00	0.00	1786.80	132.38	7	1654.42	0.00	1110	0	1110	52	1058
19	Khurda	663.16	0.00	0.00	663.16	69.80	11	593.36	0.00	310	54	364	44	320
20	Koraput	1993.69	0.00	0.00	1993.69	4.00	0	1989.69	0.00	725	0	725	0	725
21	Malkangiri	626.76	0.00	0.00	626.76	0.00	0	626.76	0.00	51	0	51	0	51
22	Mayurbhanj	3843.01	0.00	0.00	3843.01	0.00	0	3843.01	0.00	1230	0	1230	0	1230
23	Nawarangpur	1502.31	0.00	0.00	1502.31	0.00	0	1502.31	0.00	316	0	316	0	316
24	Nayagarh	1322.62	0.00	0.00	1322.62	0.00	0	1322.62	0.00	0	0	0	0	0
25	Nuapada	818.15	0.00	0.00	818.15	1.49	0	816.66	0.00	90	0	90	7	83
26	Puri	2194.52	0.00	0.00	2194.52	25.40	1	2169.12	0.00	114	12	126	11	115
27	Rayagada	0.00	0.00	0.00	0.00	0.00	###	0.00	0.00	0	0	0	0	0
28	Sambalpur	0.00	0.00	0.00	0.00	0.00	###	0.00	0.00	0	0	0	0	0
29	Subarnapur	799.26	64.78	0.00	864.04	75.43	9	788.61	0.00	0	72	72	4	68
30	Sundergarh	1835.35	0.00	0.00	1835.35	0.00	0	1835.35	0.00	0	0	0	0	0
	Total	32275.93	461.20	0.00	32737.13	771.84	2	31965.29	0.00	5387	494	5881	260	5621

**Devolution of Funds to G.P. under award of 4th SFC (GP)
During the year 2016-17 for the month of April '16**

Sl. No.	Name of the District	Financial Achievement (Rs. in lakhs)								Physical achievement				
		OB as on 1.4.2016	Grant Released	Other received (int. etc.)	Total Funds	Expenditure incurred	% of Exp.	Balance	UC submitted	No. of projects			Project complete	Under progress
										Spill Over	taken up	Total		
1	2	3	4	5	6	7	8	9	10	12	13	14	15	16
1	Angul	760.97	0.00	0.00	760.97	23.79	3	737.18	0.00	139	0	139	0	139
2	Balasore	1780.02	0.00	0.00	1780.02	0.00	0	1780.02	0.00	29	0	29	0	29
3	Bargarh	333.67	0.00	0.00	333.67	24.45	7	309.22	0.00	123	0	123	13	110
4	Bhadrak	717.35	0.00	0.00	717.35	0.00	0	717.35	0.00	140	0	140	0	140
5	Balangir	559.63	246.42	0.00	806.05	285.47	35	520.58	0.00	0	322	322	108	214
6	Boudh	135.39	0.00	0.00	135.39	0.00	0	135.39	0.00	0	0	0	0	0

7	Cuttack	0.00	0.00	0.00	0.00	0.00	0	0.00	0.00	0	0	0	0	0
8	Deogarh	291.80	0.00	0.00	291.80	0.00	0	291.80	0.00	60	0	60	0	60
9	Dhenkanal	867.14	0.00	0.00	867.14	0.00	0	867.14	0.00	238	0	238	0	238
10	Gajapati	690.41	0.00	0.00	690.41	3.10	0	687.31	0.00	110	0	110	2	108
11	Ganjam	2747.73	0.00	0.00	2747.73	0.50	0	2747.23	0.00	0	0	0	0	0
12	Jagatsinghpur	0.00	0.00	0.00	0.00	0.00	0	0.00	0.00	0	0	0	0	0
13	Jajpur	0.00	0.00	0.00	0.00	0.00	0	0.00	0.00	0	0	0	0	0
14	Jharsuguda	348.48	0.00	0.00	348.48	14.50	4	333.98	0.00	61	10	71	0	71
15	Kalahandi	0.00	0.00	0.00	0.00	0.00	0	0.00	0.00	0	0	0	0	0
16	Kandhamal	0.00	0.00	0.00	0.00	0.00	0	0.00	0.00	0	0	0	0	0
17	Kendrapada	1079.99	0.00	0.00	1079.99	20.00	2	1059.99	0.00	34	0	34	2	32
18	Keonjhar	948.24	0.00	0.00	948.24	132.38	14	815.86	0.00	758	0	758	52	706
19	Khurda	462.88	0.00	0.00	462.88	54.41	12	408.47	0.00	181	54	235	34	201
20	Koraput	1338.40	0.00	0.00	1338.40	4.00	0	1334.40	0.00	452	0	452	0	452
21	Malkangiri	302.48	0.00	0.00	302.48	0.00	0	302.48	0.00	0	0	0	0	0
22	Mayurbhanj	2639.83	0.00	0.00	2639.83	0.00	0	2639.83	0.00	382	0	382	0	382
23	Nawarangpur	1049.30	0.00	0.00	1049.30	0.00	0	1049.30	0.00	315	0	315	0	315
24	Nayagarh	947.56	0.00	0.00	947.56	0.00	0	947.56	0.00	0	0	0	0	0
25	Nuapada	489.65	0.00	0.00	489.65	1.49	0	488.16	0.00	44	0	44	7	37
26	Puri	1320.58	0.00	0.00	1320.58	25.40	2	1295.18	0.00	114	12	126	11	115
27	Rayagada	0.00	0.00	0.00	0.00	0.00	0	0.00	0.00	0	0	0	0	0
28	Sambalpur	0.00	0.00	0.00	0.00	0.00	0	0.00	0.00	0	0	0	0	0
29	Subarnapur	518.33	0.00	0.00	518.33	60.05	12	458.28	0.00	0	57	57	1	56
30	Sundergarh	981.10	0.00	0.00	981.10	0.00	0	981.10	0.00	0	0	0	0	0
	Total	21310.93	246.42	0.00	21557.35	649.54	3	20907.81	0.00	3180	455	3635	230	3405

**Grants for Creation of Capital Assets of G.P. for Revenue Generation (GP)
During the year 2016-17 for the month of April '16**

Sl. No.	Name of the District	Financial Achievement (Rs. in lakhs)								Physical achievement				
		OB as on 01.4.2016	Grant Released	Other received (int. etc.)	Total Funds	Expenditure incurred	% of Exp.	Balance	UC submitted	No. of projects			Project completed	Under progress
										Spill Over	taken up	Total		
1	2	3	4	5	6	7	8	9	10	12	13	14	15	16
1	Angul	220.00	0.00	0.00	220.00	0.00	0	220.00	0.00	0	0	0	0	0
2	Balasore	510.00	0.00	0.00	510.00	0.00	0	510.00	0.00	0	0	0	0	0
3	Bargarh	77.79	0.00	0.00	77.79	0.00	0	77.79	0.00	88	0	88	0	88
4	Bhadrak	180.00	0.00	0.00	180.00	0.00	0	180.00	0.00	18	0	18	0	18
5	Balangir	137.79	0.00	0.00	137.79	0.00	0	137.79	0.00	0	0	0	0	0
6	Boudh	50.00	0.00	0.00	50.00	0.00	0	50.00	0.00	0	0	0	0	0
7	Cuttack	0.00	0.00	0.00	0.00	0.00	0	0.00	0.00	0	0	0	0	0
8	Deogarh	0.00	0.00	0.00	0.00	0.00	0	0.00	0.00	0	0	0	0	0

9	Dhenkanal	308.75	0.00	0.00	308.75	0.00	0	308.75	0.00	15	0	15	0	15
10	Gajapati	234.80	0.00	0.00	234.80	2.30	1	232.50	0.00	15	0	15	0	15
11	Ganjam	820.00	0.00	0.00	820.00	0.00	0	820.00	0.00	0	0	0	0	0
12	Jagatsinghpur	0.00	0.00	0.00	0.00	0.00	0	0.00	0.00	0	0	0	0	0
13	Jajpur	0.00	0.00	0.00	0.00	0.00	0	0.00	0.00	0	0	0	0	0
14	Jharsuguda	50.00	0.00	0.00	50.00	5.00	10	45.00	0.00	5	0	5	0	5
15	Kalahandi	0.00	0.00	0.00	0.00	0.00	0	0.00	0.00	0	0	0	0	0
16	Kandhamal	0.00	0.00	0.00	0.00	0.00	0	0.00	0.00	0	0	0	0	0
17	Kendrapada	272.00	0.00	0.00	272.00	10.00	4	262.00	0.00	38	0	38	1	37
18	Keonjhar	460.00	0.00	0.00	460.00	0.00	0	460.00	0.00	49	0	49	0	49
19	Khurda	103.93	0.00	0.00	103.93	7.78	7	96.15	0.00	19	0	19	1	18
20	Koraput	380.00	0.00	0.00	380.00	0.00	0	380.00	0.00	36	0	36	0	36
21	Malkangiri	230.00	0.00	0.00	230.00	0.00	0	230.00	0.00	0	0	0	0	0
22	Mayurbhanj	566.00	0.00	0.00	566.00	0.00	0	566.00	0.00	382	0	382	0	382
23	Nawarangpur	240.00	0.00	0.00	240.00	0.00	0	240.00	0.00	0	0	0	0	0
24	Nayagarh	250.00	0.00	0.00	250.00	0.00	0	250.00	0.00	0	0	0	0	0
25	Nuapada	190.00	0.00	0.00	190.00	0.00	0	190.00	0.00	19	0	19	0	19
26	Puri	600.00	0.00	0.00	600.00	0.00	0	600.00	0.00	0	0	0	0	0
27	Rayagada	0.00	0.00	0.00	0.00	0.00	0	0.00	0.00	0	0	0	0	0
28	Sambalpur	0.00	0.00	0.00	0.00	0.00	0	0.00	0.00	0	0	0	0	0
29	Subarnapur	113.00	0.00	0.00	113.00	0.00	0	113.00	0.00	0	0	0	0	0
30	Sundergarh	410.00	0.00	0.00	410.00	0.00	0	410.00	0.00	0	0	0	0	0
	Total	6404.06	0.00	0.00	6404.06	25.08	0	6378.98	0.00	684	0	684	2	682

Maintenance of Capital Assets of G.P.

During the year 2016-17 for the month of April '16

Sl. No.	Name of the District	Financial Achievement (Rs. in lakhs)								Physical achievement				
		OB as on 1.4.2016	Grant Released	Other received (int. etc.)	Total Funds	Expenditure incurred	% of Exp.	Balance	UC submitted	No. of projects			Project completed	Under progress
										Spill Over	taken up	Total		
1	2	3	4	5	6	7	8	9	10	12	13	14	15	16
1	Angul	0.10	0.00	0.00	0.10	0.10	100	0.00	0.00	0	0	0	0	0
2	Balasore	198.00	0.00	0.00	198.00	0.00	0	198.00	0.00	0	0	0	0	0
3	Bargarh	35.00	0.00	0.00	35.00	0.00	0	35.00	0.00	17	0	17	0	17
4	Bhadrak	0.00	0.00	0.00	0.00	0.00	0	0.00	0.00	0	0	0	0	0
5	Balangir	0.00	0.00	0.00	0.00	0.00	0	0.00	0.00	0	0	0	0	0
6	Boudh	94.00	0.00	0.00	94.00	0.00	0	94.00	0.00	0	0	0	0	0
7	Cuttack	0.00	0.00	0.00	0.00	0.00	0	0.00	0.00	0	0	0	0	0
8	Deogarh	0.00	0.00	0.00	0.00	0.00	0	0.00	0.00	0	0	0	0	0
9	Dhenkanal	0.00	0.00	0.00	0.00	0.00	0	0.00	0.00	0	0	0	0	0
10	Gajapati	0.00	0.00	0.00	0.00	0.00	0	0.00	0.00	0	0	0	0	0

11	Ganjam	100.21	0.00	0.00	100.21	0.00	0	100.21	0.00	0	0	0	0	0
12	Jagatsinghpur	0.00	0.00	0.00	0.00	0.00	0	0.00	0.00	0	0	0	0	0
13	Jajpur	0.00	0.00	0.00	0.00	0.00	0	0.00	0.00	0	0	0	0	0
14	Jharsuguda	0.00	0.00	0.00	0.00	0.00	0	0.00	0.00	0	0	0	0	0
15	Kalahandi	0.00	0.00	0.00	0.00	0.00	0	0.00	0.00	0	0	0	0	0
16	Kandhamal	0.00	0.00	0.00	0.00	0.00	0	0.00	0.00	0	0	0	0	0
17	Kendrapada	189.00	0.00	0.00	189.00	10.00	5	179.00	0.00	0	0	0	0	0
18	Keonjhar	0.00	150.00	0.00	150.00	0.00	0	150.00	0.00	0	0	0	0	0
19	Khurda	0.00	0.00	0.00	0.00	0.00	0	0.00	0.00	0	0	0	0	0
20	Koraput	0.00	0.00	0.00	0.00	0.00	0	0.00	0.00	0	0	0	0	0
21	Malkangiri	0.00	0.00	0.00	0.00	0.00	0	0.00	0.00	0	0	0	0	0
22	Mayurbhanj	83.00	0.00	0.00	83.00	0.00	0	83.00	0.00	23	0	23	0	23
23	Nawarangpur	54.21	0.00	0.00	54.21	0.00	0	54.21	0.00	0	0	0	0	0
24	Nayagarh	0.00	0.00	0.00	0.00	0.00	0	0.00	0.00	0	0	0	0	0
25	Nuapada	30.00	0.00	0.00	30.00	0.00	0	30.00	0.00	7	0	7	0	7
26	Puri	88.00	0.00	0.00	88.00	0.00	0	88.00	0.00	0	0	0	0	0
27	Rayagada	0.00	0.00	0.00	0.00	0.00	0	0.00	0.00	0	0	0	0	0
28	Sambalpur	0.00	0.00	0.00	0.00	0.00	0	0.00	0.00	0	0	0	0	0
29	Subarnapur	117.00	0.00	0.00	117.00	0.00	0	117.00	0.00	0	0	0	0	0
30	Sundergarh	120.93	0.00	0.00	120.93	0.00	0	120.93	0.00	0	0	0	0	0
	Total	1109.45	150.00	0.00	1259.45	10.10	1	1249.35	0.00	47	0	47	0	47

**Street Lighting (Grants for creation of Capital Assets) (GP)
During the year 2016-17 for the month of April '16**

Sl. No.	Name of the District	Financial Achievement (Rs. in lakhs)								Physical achievement				
		OB as on 01.4.2016	Grant Released	Other received (int. etc.)	Total Funds	Expenditure incurred	% of Exp.	Balance	UC submitted	No. of projects			Project completed	Under progress
										Spill Over	taken up	Total		
1	2	3	4	5	6	7	8	9	10	12	13	14	15	16
1	Angul	58.17	0.00	0.00	58.17	0.00	0	58.17	0.00	0	0	0	0	0
2	Balasore	58.18	0.00	0.00	58.18	0.00	0	58.18	0.00	2	0	2	0	2
3	Bargarh	54.82	0.00	0.00	54.82	0.00	0	54.82	0.00	198	0	198	0	198
4	Bhadrak	19.55	0.00	0.00	19.55	0.00	0	19.55	0.00	62	0	62	0	62
5	Balangir	23.94	0.00	0.00	23.94	0.00	0	23.94	0.00	0	0	0	0	0
6	Boudh	0.00	0.00	0.00	0.00	0.00	0	0.00	0.00	0	0	0	0	0
7	Cuttack	0.00	0.00	0.00	0.00	0.00	0	0.00	0.00	0	0	0	0	0
8	Deogarh	0.00	0.00	0.00	0.00	0.00	0	0.00	0.00	0	0	0	0	0
9	Dhenkanal	81.72	0.00	0.00	81.72	0.00	0	81.72	0.00	0	0	0	0	0
10	Gajapati	25.97	0.00	0.00	25.97	0.00	0	25.97	0.00	0	0	0	0	0
11	Ganjam	0.00	0.00	0.00	0.00	0.00	3	0.00	0.00	0	0	0	0	0
12	Jagatsinghpur	0.00	0.00	0.00	0.00	0.00	0	0.00	0.00	0	0	0	0	0

13	Jajpur	0.00	0.00	0.00	0.00	0.00	0	0.00	0.00	0	0	0	0	0
14	Jharsuguda	20.67	0.00	0.00	20.67	0.00	0	20.67	0.00	0	0	0	0	0
15	Kalahandi	0.00	0.00	0.00	0.00	0.00	0	0.00	0.00	0	0	0	0	0
16	Kandhamal	0.00	0.00	0.00	0.00	0.00	0	0.00	0.00	0	0	0	0	0
17	Kendrapada	59.94	0.00	0.00	59.94	7.00	12	52.94	0.00	0	0	0	0	0
18	Keonjhar	118.06	0.00	0.00	118.06	0.00	0	118.06	0.00	286	0	286	0	286
19	Khurda	48.48	0.00	0.00	48.48	5.61	12	42.87	0.00	101	0	101	8	93
20	Koraput	93.29	0.00	0.00	93.29	0.00	0	93.29	0.00	226	0	226	0	226
21	Malkangiri	0.00	0.00	0.00	0.00	0.00	0	0.00	0.00	0	0	0	0	0
22	Mayurbhanj	157.68	0.00	0.00	157.68	0.00	0	157.68	0.00	382	0	382	0	382
23	Nawarangpur	69.76	0.00	0.00	69.76	0.00	0	69.76	0.00	0	0	0	0	0
24	Nayagarh	73.06	0.00	0.00	73.06	0.00	0	73.06	0.00	0	0	0	0	0
25	Nuapada	0.00	0.00	0.00	0.00	0.00	0	0.00	0.00	0	0	0	0	0
26	Puri	94.94	0.00	0.00	94.94	0.00	0	94.94	0.00	0	0	0	0	0
27	Rayagada	0.00	0.00	0.00	0.00	0.00	0	0.00	0.00	0	0	0	0	0
28	Sambalpur	0.00	0.00	0.00	0.00	0.00	0	0.00	0.00	0	0	0	0	0
29	Subarnapur	18.30	0.00	0.00	18.30	0.00	0	18.30	0.00	0	0	0	0	0
30	Sundergarh	107.32	0.00	0.00	107.32	0.00	0	107.32	0.00	0	0	0	0	0
	Total	1183.85	0.00	0.00	1183.85	12.61	1	1171.24	0.00	1257	0	1257	8	1249

**Construction of Staff Quarters G.P.
During the year 2016-17 for the month of April '16**

Sl. No.	Name of the District	Financial Achievement (Rs. in lakhs)								Physical achievement					
		OB as on 01.4.2016	Grant Released	Other received (int. etc.)	Total Funds	Expenditure incurred	% of Exp.	Balance	UC submitted	No. of projects			Project completed	Under progress	
										Spill Over	taken up	Total			
1	2	3	4	5	6	7	8	9	10	12	13	14	15	16	
1	Angul	32.50	0.00	0.00	32.50	0.00	0	32.50	0.00	0	0	0	0	0	0
2	Balasore	91.00	0.00	0.00	91.00	0.00	0	91.00	0.00	0	0	0	0	0	0
3	Bargarh	21.00	0.00	0.00	21.00	0.00	0	21.00	0.00	12	0	12	0	12	
4	Bhadrak	47.38	0.00	0.00	47.38	0.00	0	47.38	0.00	11	0	11	0	11	
5	Balangir	39.30	0.00	0.00	39.30	0.00	0	39.30	0.00	0	16	16	12	4	
6	Boudh	0.00	0.00	0.00	0.00	0.00	0	0.00	0.00	0	0	0	0	0	
7	Cuttack	0.00	0.00	0.00	0.00	0.00	0	0.00	0.00	0	0	0	0	0	
8	Deogarh	0.00	0.00	0.00	0.00	0.00	0	0.00	0.00	0	0	0	0	0	
9	Dhenkanal	110.50	0.00	0.00	110.50	0.00	0	110.50	0.00	9	0	9	0	9	
10	Gajapati	133.80	0.00	0.00	133.80	1.10	1	132.70	0.00	16	0	16	0	16	
11	Ganjam	149.50	0.00	0.00	149.50	0.00	0	149.50	0.00	0	0	0	0	0	
12	Jagatsinghpur	0.00	0.00	0.00	0.00	0.00	0	0.00	0.00	0	0	0	0	0	
13	Jajpur	0.00	0.00	0.00	0.00	0.00	0	0.00	0.00	0	0	0	0	0	
14	Jharsuguda	12.50	0.00	0.00	12.50	0.00	0	12.50	0.00	1	0	1	0	1	

15	Kalahandi	0.00	0.00	0.00	0.00	0.00	0	0.00	0.00	0	0	0	0	0
16	Kandhamal	0.00	0.00	0.00	0.00	0.00	0	0.00	0.00	0	0	0	0	0
17	Kendrapada	23.50	0.00	0.00	23.50	5.00	21	18.50	0.00	0	0	0	0	0
18	Keonjhar	110.50	0.00	0.00	110.50	0.00	0	110.50	0.00	17	0	17	0	17
19	Khurda	44.59	0.00	0.00	44.59	2.00	4	42.59	0.00	9	0	9	1	8
20	Koraput	182.00	0.00	0.00	182.00	0.00	0	182.00	0.00	11	0	11	0	11
21	Malkangiri	91.00	0.00	0.00	91.00	0.00	0	91.00	0.00	51	0	51	0	51
22	Mayurbhanj	396.50	0.00	0.00	396.50	0.00	0	396.50	0.00	61	0	61	0	61
23	Nawarangpur	89.04	0.00	0.00	89.04	0.00	0	89.04	0.00	1	0	1	0	1
24	Nayagarh	52.00	0.00	0.00	52.00	0.00	0	52.00	0.00	0	0	0	0	0
25	Nuapada	108.50	0.00	0.00	108.50	0.00	0	108.50	0.00	20	0	20	0	20
26	Puri	91.00	0.00	0.00	91.00	0.00	0	91.00	0.00	0	0	0	0	0
27	Rayagada	0.00	0.00	0.00	0.00	0.00	0	0.00	0.00	0	0	0	0	0
28	Sambalpur	0.00	0.00	0.00	0.00	0.00	0	0.00	0.00	0	0	0	0	0
29	Subarnapur	32.63	0.00	0.00	32.63	5.00	15	27.63	0.00	0	0	0	0	0
30	Sundergarh	216.00	0.00	0.00	216.00	0.00	0	216.00	0.00	0	0	0	0	0
	Total	2074.74	0.00	0.00	2074.74	13.10	1	2061.64	0.00	219	16	235	13	222

**Own Source of Revenue collected by GP
During the year 2016-17 for the month of April '16**

Sl. No.	Name of the District	Financial Achievement (Rs. in lakhs)								Physical achievement					
		OB as on 01.4.2016	Grant Released	Other received (int. etc.)	Total Funds	Expenditure incurred	% of Exp.	Balance	UC submitted	No. of projects			Project completed	Under progress	
										Spill Over	taken up	Total			
1	2	3	4	5	6	7	8	9	10	12	13	14	15	16	
1	Angul	16.63	0.00	0.00	16.63	9.00	54	7.63	0.00	0	0	0	0	0	
2	Balasore	0.00	0.00	0.00	0.00	0.00	###	0.00	0.00	0	0	0	0	0	
3	Bargarh	0.00	0.00	0.00	0.00	0.00	###	0.00	0.00	0	0	0	0	0	
4	Bhadrak	14.05	0.00	0.00	14.05	0.00	0	14.05	0.00	0	0	0	0	0	
5	Balangir	44.91	0.00	0.00	44.91	33.07	74	11.84	0.00	0	1	1	0	1	
6	Boudh	0.00	0.00	0.00	0.00	0.00	###	0.00	0.00	0	0	0	0	0	
7	Cuttack	0.00	0.00	0.00	0.00	0.00	###	0.00	0.00	0	0	0	0	0	
8	Deogarh	0.00	0.00	0.00	0.00	0.00	###	0.00	0.00	0	0	0	0	0	
9	Dhenkanal	28.56	0.00	0.00	28.56	0.00	0	28.56	0.00	0	0	0	0	0	
10	Gajapati	60.50	0.00	0.00	60.50	0.00	0	60.50	0.00	0	0	0	0	0	
11	Ganjam	7.28	0.00	0.00	7.28	7.28	100	0.00	0.00	0	0	0	0	0	
12	Jagatsinghpur	0.00	0.00	0.00	0.00	0.00	###	0.00	0.00	0	0	0	0	0	
13	Jajpur	0.00	0.00	0.00	0.00	0.00	###	0.00	0.00	0	0	0	0	0	
14	Jharsuguda	14.41	0.00	0.00	14.41	1.68	12	12.73	0.00	0	7	7	4	3	
15	Kalahandi	0.00	0.00	0.00	0.00	0.00	###	0.00	0.00	0	0	0	0	0	

16	Kandhamal	0.00	0.00	0.00	0.00	0.00	###	0.00	0.00	0	0	0	0	0
17	Kendrapada	0.00	0.00	0.00	0.00	0.00	###	0.00	0.00	0	0	0	0	0
18	Keonjhar	0.00	0.00	0.00	0.00	0.00	###	0.00	0.00	0	0	0	0	0
19	Khurda	3.28	0.00	0.00	3.28	0.00	0	3.28	0.00	0	0	0	0	0
20	Koraput	0.00	0.00	0.00	0.00	0.00	###	0.00	0.00	0	0	0	0	0
21	Malkangiri	3.28	0.00	0.00	3.28	0.00	0	3.28	0.00	0	0	0	0	0
22	Mayurbhanj	0.00	0.00	0.00	0.00	0.00	###	0.00	0.00	0	0	0	0	0
23	Nawarangpur	0.00	0.00	0.00	0.00	0.00	###	0.00	0.00	0	0	0	0	0
24	Nayagarh	0.00	0.00	0.00	0.00	0.00	###	0.00	0.00	0	0	0	0	0
25	Nuapada	0.00	0.00	0.00	0.00	0.00	###	0.00	0.00	0	0	0	0	0
26	Puri	0.00	0.00	0.00	0.00	0.00	###	0.00	0.00	0	0	0	0	0
27	Rayagada	0.00	0.00	0.00	0.00	0.00	###	0.00	0.00	0	0	0	0	0
28	Sambalpur	0.00	0.00	0.00	0.00	0.00	###	0.00	0.00	0	0	0	0	0
29	Subarnapur	0.00	64.78	0.00	64.78	10.38	16	54.40	0.00	0	15	15	3	12
30	Sundergarh	0.00	0.00	0.00	0.00	0.00	###	0.00	0.00	0	0	0	0	0
	Total	192.90	64.78	0.00	257.68	61.41	24	196.27	0.00	0	23	23	7	16

**ABSTRACT REPORT OF FINANCIAL AND PHYSICAL ACHIEVEMENT UNDER Non-CFC & SFC
During the year 2016-17 for the month of April '16**

Sl. No.	Name of the District	Financial Achievement (Rs. in lakhs)							Physical achievement					
		OB as on 01.4.2016	Grant Released	Other received (int. etc.)	Total Funds	Expenditure incurred	% of Exp.	Balance	UC submitted	No. of projects			Project completed	Under progress
										Spill Over	taken up	Total		
1	2	3	4	5	6	7	8	9	10	11	12	13	14	15
1	Angul	26.00	0.00	0.00	26.00	0.00	0	26.00	0.00	0	0	0	0	0
2	Balasore	187.00	0.00	0.00	187.00	0.00	0	187.00	0.00	13	0	13	0	13
3	Bargarh	35.00	0.00	0.00	35.00	22.00	63	13.00	0.00	13	0	13	7	6
4	Bhadrak	8.77	0.00	0.00	8.77	0.00	0	8.77	0.00	2	0	2	0	2
5	Balangir	0.00	0.00	0.00	0.00	0.00	###	0.00	0.00	0	0	0	0	0
6	Boudh	12.50	0.00	0.00	12.50	0.00	0	12.50	0.00	0	0	0	0	0
7	Cuttack	0.00	0.00	0.00	0.00	0.00	###	0.00	0.00	0	0	0	0	0
8	Deogarh	21.50	0.00	0.00	21.50	0.00	0	21.50	0.00	0	0	0	0	0
9	Dhenkanal	146.12	0.00	0.00	146.12	0.00	0	146.12	0.00	60	0	60	0	60
10	Gajapati	20.00	129.00	0.00	149.00	0.00	0	149.00	0.00	0	0	0	0	0
11	Ganjam	0.00	193.00	0.00	193.00	0.00	0	193.00	0.00	0	0	0	0	0
12	Jagatsinghpur	0.00	0.00	0.00	0.00	0.00	###	0.00	0.00	0	0	0	0	0
13	Jajpur	0.00	0.00	0.00	0.00	0.00	###	0.00	0.00	0	0	0	0	0
14	Jharsuguda	50.00	5.00	0.00	55.00	0.00	0	55.00	0.00	9	0	9	0	9
15	Kalahandi	0.00	0.00	0.00	0.00	0.00	###	0.00	0.00	0	0	0	0	0
16	Kandhamal	0.00	0.00	0.00	0.00	0.00	###	0.00	0.00	0	0	0	0	0
17	Kendrapada	85.39	0.00	0.00	85.39	12.00	14	73.39	0.00	0	0	0	0	0

18	Keonjhar	305.00	0.00	0.00	305.00	19.00	6	286.00	0.00	4	0	4	0	4
19	Khurda	46.10	0.00	0.00	46.10	11.00	24	35.10	0.00	23	0	23	4	19
20	Koraput	143.00	0.00	0.00	143.00	0.00	0	143.00	0.00	41	0	41	0	41
21	Malkangiri	108.00	0.00	0.00	108.00	0.00	0	108.00	0.00	0	0	0	0	0
22	Mayurbhanj	101.50	0.00	0.00	101.50	11.50	11	90.00	0.00	37	0	37	3	34
23	Nawarangpur	0.00	0.00	0.00	0.00	0.00	###	0.00	0.00	0	0	0	0	0
24	Nayagarh	0.00	0.00	0.00	0.00	0.00	###	0.00	0.00	0	0	0	0	0
25	Nuapada	108.50	0.00	0.00	108.50	0.00	0	108.50	0.00	0	0	0	0	0
26	Puri	0.00	0.00	0.00	0.00	0.00	###	0.00	0.00	0	0	0	0	0
27	Rayagada	0.00	0.00	0.00	0.00	0.00	###	0.00	0.00	0	0	0	0	0
28	Sambalpur	0.00	0.00	0.00	0.00	0.00	###	0.00	0.00	0	0	0	0	0
29	Subarnapur	68.00	98.00	0.00	166.00	74.35	45	91.65	0.00	0	26	26	24	2
30	Sundergarh	243.50	0.00	0.00	243.50	0.00	0	243.50	0.00	0	0	0	0	0
	Total	1715.88	425.00	0.00	2140.88	149.85	7	1991.03	0.00	202	26	228	38	190

**Maintanance of Roads & Brides (Panchayat Roads) (ZP & PS)
During the year 2016-17 for the month of April '16**

Sl. No.	Name of the District	Financial Ahievement (Rs. in lakhs)								Physical achievement				
		OB as on 01.4.2016	Grant Released	Other received (int. etc.)	Total Funds	Expenditure incurred	% of Exp.	Balance	UC submitted	No. of projects			Project complete d	Under progress
										Spill Over	taken up	Total		
1	2	3	4	5	6	7	8	9	10	11	12	13	14	15
1	Angul	26.00	0.00	0.00	26.00	0.00	0	26.00	0.00	0	0	0	0	0
2	Balasore	119.00	0.00	0.00	119.00	0.00	0	119.00	0.00	12	0	12	0	12
3	Bargarh	14.00	0.00	0.00	14.00	14.00	100	0.00	0.00	3	0	3	3	0
4	Bhadrak	0.00	0.00	0.00	0.00	0.00	0	0.00	0.00	0	0	0	0	0
5	Balangir	0.00	0.00	0.00	0.00	0.00	0	0.00	0.00	0	0	0	0	0
6	Boudh	12.50	0.00	0.00	12.50	0.00	0	12.50	0.00	0	0	0	0	0
7	Cuttack	0.00	0.00	0.00	0.00	0.00	0	0.00	0.00	0	0	0	0	0
8	Deogarh	0.00	0.00	0.00	0.00	0.00	0	0.00	0.00	0	0	0	0	0
9	Dhenkanal	146.12	0.00	0.00	146.12	0.00	0	146.12	0.00	60	0	60	0	60
10	Gajapati	20.00	129.00	0.00	149.00	0.00	0	149.00	0.00	0	0	0	0	0
11	Ganjam	0.00	193.00	0.00	193.00	0.00	0	193.00	0.00	0	0	0	0	0
12	Jagatsinghpur	0.00	0.00	0.00	0.00	0.00	0	0.00	0.00	0	0	0	0	0
13	Jajpur	0.00	0.00	0.00	0.00	0.00	0	0.00	0.00	0	0	0	0	0
14	Jharsuguda	50.00	5.00	0.00	55.00	0.00	0	55.00	0.00	9	0	9	0	9
15	Kalahandi	0.00	0.00	0.00	0.00	0.00	0	0.00	0.00	0	0	0	0	0
16	Kandhamal	0.00	0.00	0.00	0.00	0.00	0	0.00	0.00	0	0	0	0	0
17	Kendrapada	23.89	0.00	0.00	23.89	5.00	21	18.89	0.00	0	0	0	0	0
18	Keonjhar	286.00	0.00	0.00	286.00	0.00	0	286.00	0.00	0	0	0	0	0
19	Khurda	42.60	0.00	0.00	42.60	10.50	25	32.10	0.00	19	0	19	3	16

20	Koraput	32.00	0.00	0.00	32.00	0.00	0	32.00	0.00	11	0	11	0	11
21	Malkangiri	0.00	0.00	0.00	0.00	0.00	0	0.00	0.00	0	0	0	0	0
22	Mayurbhanj	83.50	0.00	0.00	83.50	9.50	11	74.00	0.00	33	0	33	2	31
23	Nawarangpur	0.00	0.00	0.00	0.00	0.00	0	0.00	0.00	0	0	0	0	0
24	Nayagarh	0.00	0.00	0.00	0.00	0.00	0	0.00	0.00	0	0	0	0	0
25	Nuapada	108.50	0.00	0.00	108.50	0.00	0	108.50	0.00	0	0	0	0	0
26	Puri	0.00	0.00	0.00	0.00	0.00	0	0.00	0.00	0	0	0	0	0
27	Rayagada	0.00	0.00	0.00	0.00	0.00	0	0.00	0.00	0	0	0	0	0
28	Sambalpur	0.00	0.00	0.00	0.00	0.00	0	0.00	0.00	0	0	0	0	0
29	Subarnapur	15.00	83.00	0.00	98.00	57.85	59	40.15	0.00	0	24	24	22	2
30	Sundergarh	55.00	0.00	0.00	55.00	0.00	0	55.00	0.00	0	0	0	0	0
	Total	1034.11	410.00	0.00	1444.11	96.85	7	1347.26	0.00	147	24	171	30	141

**Maintanance of Residential Building of PRIs (ZP, PS, DPO & SIRD)
During the year 2016-17 for the month of April '16**

Sl. No.	Name of the District	Financial Ahievement (Rs. in lakhs)								Physical achievement				
		OB as on 01.4.2016	Grant Released	Other received (int.etc.)	Total Funds	Expenditure incurred	% of Exp.	Balance	UC submitted	No. of projects			Project complete d	Under progress
										Spill Over	taken up	Total		
1	2	3	4	5	6	7	8	9	10	11	12	13	14	15
1	Angul	0.00	0.00	0.00	0.00	0.00	0	0.00	0.00	0	0	0	0	0
2	Balasore	33.00	0.00	0.00	33.00	0.00	0	33.00	0.00	1	0	1	0	1
3	Bargarh	13.00	0.00	0.00	13.00	0.00	0	13.00	0.00	6	0	6	0	6
4	Bhadrak	0.00	0.00	0.00	0.00	0.00	0	0.00	0.00	0	0	0	0	0
5	Balangir	0.00	0.00	0.00	0.00	0.00	0	0.00	0.00	0	0	0	0	0
6	Boudh	0.00	0.00	0.00	0.00	0.00	0	0.00	0.00	0	0	0	0	0
7	Cuttack	0.00	0.00	0.00	0.00	0.00	0	0.00	0.00	0	0	0	0	0
8	Deogarh	9.00	0.00	0.00	9.00	0.00	0	9.00	0.00	0	0	0	0	0
9	Dhenkanal	0.00	0.00	0.00	0.00	0.00	0	0.00	0.00	0	0	0	0	0
10	Gajapati	0.00	0.00	0.00	0.00	0.00	0	0.00	0.00	0	0	0	0	0
11	Ganjam	0.00	0.00	0.00	0.00	0.00	0	0.00	0.00	0	0	0	0	0
12	Jagatsinghpur	0.00	0.00	0.00	0.00	0.00	0	0.00	0.00	0	0	0	0	0
13	Jajpur	0.00	0.00	0.00	0.00	0.00	0	0.00	0.00	0	0	0	0	0
14	Jharsuguda	0.00	0.00	0.00	0.00	0.00	0	0.00	0.00	0	0	0	0	0
15	Kalahandi	0.00	0.00	0.00	0.00	0.00	0	0.00	0.00	0	0	0	0	0
16	Kandhamal	0.00	0.00	0.00	0.00	0.00	0	0.00	0.00	0	0	0	0	0
17	Kendrapada	13.00	0.00	0.00	13.00	2.00	15	11.00	0.00	0	0	0	0	0
18	Keonjhar	9.00	0.00	0.00	9.00	9.00	100	0.00	0.00	3	0	3	0	3
19	Khurda	1.50	0.00	0.00	1.50	0.50	33	1.00	0.00	2	0	2	1	1
20	Koraput	76.00	0.00	0.00	76.00	0.00	0	76.00	0.00	16	0	16	0	16

21	Malkangiri	108.00	0.00	0.00	108.00	0.00	0	108.00	0.00	0	0	0	0	0
22	Mayurbhanj	13.00	0.00	0.00	13.00	1.00	8	12.00	0.00	3	0	3	1	2
23	Nawarangpur	0.00	0.00	0.00	0.00	0.00	0	0.00	0.00	0	0	0	0	0
24	Nayagarh	0.00	0.00	0.00	0.00	0.00	0	0.00	0.00	0	0	0	0	0
25	Nuapada	0.00	0.00	0.00	0.00	0.00	0	0.00	0.00	0	0	0	0	0
26	Puri	0.00	0.00	0.00	0.00	0.00	0	0.00	0.00	0	0	0	0	0
27	Rayagada	0.00	0.00	0.00	0.00	0.00	0	0.00	0.00	0	0	0	0	0
28	Sambalpur	0.00	0.00	0.00	0.00	0.00	0	0.00	0.00	0	0	0	0	0
29	Subarnapur	48.00	0.00	0.00	48.00	9.00	19	39.00	0.00	0	1	1	1	0
30	Sundergarh	51.00	0.00	0.00	51.00	0.00	0	51.00	0.00	0	0	0	0	0
	Total	374.50	0.00	0.00	374.50	21.50	6	353.00	0.00	31	1	32	3	29

**Maintanance of Non-Residential Building (ZP, PS, DPO & SIRD)
During the year 2016-17 for the month of April '16**

Sl. No.	Name of the District	Financial Ahievement (Rs. in lakhs)								Physical achievement				
		OB as on 01.4.2016	Grant Released	Other received (int. etc.)	Total Funds	Expenditure incurred	% of Exp.	Balance	UC submitted	No. of projects			Project complete d	Under progress
										Spill Over	taken up	Total		
1	2	3	4	5	6	7	8	9	10	11	12	13	14	15
1	Angul	0.00	0.00	0.00	0.00	0.00	0	0.00	0.00	0	0	0	0	0
2	Balasore	35.00	0.00	0.00	35.00	0.00	0	35.00	0.00	0	0	0	0	0
3	Bargarh	8.00	0.00	0.00	8.00	8.00	100	0.00	0.00	4	0	4	4	0
4	Bhadrak	8.77	0.00	0.00	8.77	0.00	0	8.77	0.00	2	0	2	0	2
5	Balangir	0.00	0.00	0.00	0.00	0.00	0	0.00	0.00	0	0	0	0	0
6	Boudh	0.00	0.00	0.00	0.00	0.00	0	0.00	0.00	0	0	0	0	0
7	Cuttack	0.00	0.00	0.00	0.00	0.00	0	0.00	0.00	0	0	0	0	0
8	Deogarh	12.50	0.00	0.00	12.50	0.00	0	12.50	0.00	0	0	0	0	0
9	Dhenkanal	0.00	0.00	0.00	0.00	0.00	0	0.00	0.00	0	0	0	0	0
10	Gajapati	0.00	0.00	0.00	0.00	0.00	0	0.00	0.00	0	0	0	0	0
11	Ganjam	0.00	0.00	0.00	0.00	0.00	0	0.00	0.00	0	0	0	0	0
12	Jagatsinghpur	0.00	0.00	0.00	0.00	0.00	0	0.00	0.00	0	0	0	0	0
13	Jajpur	0.00	0.00	0.00	0.00	0.00	0	0.00	0.00	0	0	0	0	0
14	Jharsuguda	0.00	0.00	0.00	0.00	0.00	0	0.00	0.00	0	0	0	0	0
15	Kalahandi	0.00	0.00	0.00	0.00	0.00	0	0.00	0.00	0	0	0	0	0
16	Kandhamal	0.00	0.00	0.00	0.00	0.00	0	0.00	0.00	0	0	0	0	0
17	Kendrapada	48.50	0.00	0.00	48.50	5.00	10	43.50	0.00	0	0	0	0	0
18	Keonjhar	10.00	0.00	0.00	10.00	10.00	100	0.00	0.00	1	0	1	0	1
19	Khurda	2.00	0.00	0.00	2.00	0.00	0	2.00	0.00	2	0	2	0	2
20	Koraput	35.00	0.00	0.00	35.00	0.00	0	35.00	0.00	14	0	14	0	14
21	Malkangiri	0.00	0.00	0.00	0.00	0.00	0	0.00	0.00	0	0	0	0	0
22	Mayurbhanj	5.00	0.00	0.00	5.00	1.00	20	4.00	0.00	1	0	1	0	1

23	Nawarangpur	0.00	0.00	0.00	0.00	0.00	0	0.00	0.00	0	0	0	0	0
24	Nayagarh	0.00	0.00	0.00	0.00	0.00	0	0.00	0.00	0	0	0	0	0
25	Nuapada	0.00	0.00	0.00	0.00	0.00	0	0.00	0.00	0	0	0	0	0
26	Puri	0.00	0.00	0.00	0.00	0.00	0	0.00	0.00	0	0	0	0	0
27	Rayagada	0.00	0.00	0.00	0.00	0.00	0	0.00	0.00	0	0	0	0	0
28	Sambalpur	0.00	0.00	0.00	0.00	0.00	0	0.00	0.00	0	0	0	0	0
29	Subarnapur	5.00	15.00	0.00	20.00	7.50	38	12.50	0.00	0	1	1	1	0
30	Sundergarh	137.50	0.00	0.00	137.50	0.00	0	137.50	0.00	0	0	0	0	0
	Total	307.27	15.00	0.00	322.27	31.50	10	290.77	0.00	24	1	25	5	20

D

Road (in Km.) CC/BT/ Water Board Maccadom / earthen
16
0.76
0.00
1.09
1.67
0.00
0.00
1.33
0.00
0.00
0.00
0.00
0.00
4.85
0.00
0.00
0.00
0.00

Road (in Km.) CC/BT/ Water Board Maccadom / earthen
16
0.76
0.00
0.74
0.00
0.00
0.00
0.00
0.00
0.00
0.00
0.00
0.00
0.00
0.00
0.00
0.00
0.00
0.00
0.00
0.00
0.00
0.00
0.00
0.00
0.00
0.00
0.00
0.00
0.00
0.00
0.00
0.00
0.00
0.00
0.00
0.00
0.00
0.00
0.00
0.40
0.00
4.85

Road (in Km.) CC/BT/ Water Board Maccadom / earthen
16
0
0
0
0
0
0
0
0
0
0
0
0
0
0
0
0
0
0
1
0
0
0
0
0
0
0
0
0
0
0
0
0

Road (in Km.) CC/BT/ Water Board Maccadom / earthen
16
0.00
0.00
0.00
0.00
0.00
0.00
0.00
0.00
0.00
0.00
0.00
0.00
0.00
0.00
0.00
0.00
0.00
0.00
0.00
0.00
0.00
0.00
0.36
0.00
0.00
0.00
0.00
0.00
0.00
0.00
0.00
0.00
0.00
0.00
0.40
0.00
0.76

Road (in Km.) CC/BT/

/ earthen
16
0.00
0.00
0.30
0.00
0.00
0.00
0.00
0.00
0.00
0.00
0.00
0.00
0.00
0.00
0.00
0.00
0.00
0.00
0.00
0.00
0.79
0.00
0.00
0.00
0.00
0.00
0.00
0.00
0.00
0.00
0.00
1.09

Road (in
Km.) CC/BT/
Water Board
Maccadom /
earthen

16
1
0
0
0
0
0
0
0
0
0
0
0
0
0
0
0
0
0
0
0
0
0
0
0
0
0
0
0
0
0
0
0
0
0
0
0

Road (in Km.) CC/BT/ Water Board Maccadom / earthen
16

0.76
0.00
0.44
0.00
0.00
0.00
0.00
0.00
0.00
0.00
0.00
0.00
0.00
0.00
0.00
0.00
0.00
0.00
0.00
0.00
0.00
0.00
0.47
0.00
0.00
0.00
0.00
0.00
0.00
0.00
0.00
0.00
0.00
0.00
0.00
0.00
0.00
0.00
1.67

Road (in Km.) CC/BT/ Water Board Maccadom / earthen
16

Road (in Km.) CC/BT/ Water Board Maccadam / earthen
17
0.00
0.00
0.00
0.00

0.00
0.00
0.00
0.00
0.00
0.00
0.00
0.00
0.00
0.00
0.00
0.00
0.00
0.00
0.00
0.00
0.00
0.00
0.00
0.00
0.00
0.00

0.00
0.00
0.00
0.00
0.00
0.00
0.00
0.00
0.00
0.00
0.00
0.00
0.00

ABSTRACT REPORT OF FINANCIAL AND PHYSICAL ACHIEVEMENT UNDER STATE FINANCE COMMISSION AWARD

During the year 2016-17 upto the month of May '16

Sl. No.	Name of the District	Financial Achievement (Rs. in lakhs)								Physical achievement					Road (in Km.) CC/BT/ Water Board Maccadam /	
		OB as on 01.04.2016	Grant Released	Other received (int. etc.)	Total Funds	Expenditure incurred	% of Exp.	Balance	UC submitted	Balance UC to be submit	No. of projects			Project completed		Under progress
											Spill Over	taken up	Total			
1	2	3	4	5	6	7	8	9	10	11	12	13	14	15	16	17
1	Angul	0.00	0.00	0.00	0.00	0.00	###	0.00	0.00	0.00	0	0	0	0	0	0.00
2	Balasore	61.26	0.00	0.00	61.26	6.12	10	55.14	0.00	0.00	32	0	32	3	29	0.00
3	Bargarh	0.00	0.00	0.00	0.00	0.00	###	0.00	0.00	0.00	0	0	0	0	0	0.00
4	Bhadrak	79.00	0.00	0.00	79.00	64.00	81	15.00	0.00	0.00	51	0	51	51	0	0.00
5	Balangir	0.00	0.00	0.00	0.00	0.00	###	0.00	0.00	0.00	0	0	0	0	0	0.00
6	Boudh	0.00	0.00	0.00	0.00	0.00	0	0.00	0.00	0.00	0	0	0	0	0	0.00
7	Cuttack	3.76	0.00	0.00	3.76	0.00	0	3.76	0.00	0.00	4	0	4	0	4	0.00
8	Deogarh	0.00	0.00	0.00	9.34	0.00	0	9.34	0.00	0.00	0	0	0	0	0	0.00
9	Dhenkanal	119.48	0.00	0.00	119.48	15.49	13	103.99	0.00	0.00	48	0	48	8	40	0.17
10	Gajapati	0.00	0.00	0.00	0.00	0.00	0	0.00	0.00	0.00	0	0	0	0	0	0.00
11	Ganjam	1.41	0.00	0.00	1.41	0.40	28	1.01	0.00	2.36	6	0	6	0	6	0.00
12	Jagatsinghpur	166.25	0.00	0.00	166.25	59.22	36	107.03	0.00	0.00	57	0	57	24	33	2.10
13	Jajpur	18.06	0.00	0.00	18.06	0.00	0	18.06	0.00	0.00	19	0	19	0	19	0.00
14	Jharsuguda	308.70	0.00	0.00	308.70	6.63	2	302.07	0.00	0.00	12	11	23	2	21	0.00
15	Kalahandi	952.32	0.00	0.00	952.32	0.00	0	952.32	0.00	0.00	222	0	222	0	222	0.00
16	Kandhamal	0.00	0.00	0.00	0.00	0.00	###	0.00	0.00	0.00	0	0	0	0	0	0.00
17	Kendrapada	3.00	0.00	0.00	3.00	0.00	0	3.00	0.00	0.00	2	0	2	0	2	0.00
18	Keonjhar	0.00	0.00	0.00	0.00	0.00	0	0.00	0.00	0.00	0	0	0	0	0	0.00
19	Khurda	13.91	0.00	0.00	13.91	0.00	0	13.91	0.00	0.00	18	0	18	0	18	0.00
20	Koraput	410.95	0.00	0.00	410.95	52.40	13	358.55	0.00	0.00	117	0	117	7	110	0.00
21	Malkangiri	0.00	0.00	0.00	0.00	0.00	0	0.00	0.00	0.00	0	0	0	0	0	0.00
22	Mayurbhanj	130.44	0.00	0.00	130.44	95.94	74	34.50	0.00	0.00	16	0	16	7	9	0.00
23	Nawarangpur	198.17	0.00	0.00	198.17	0.00	0	198.17	0.00	0.00	33	0	33	0	33	0.00
24	Nayagarh	0.00	0.00	0.00	0.00	0.00	###	0.00	0.00	0.00	0	0	0	0	0	0.00
25	Nuapada	0.00	0.00	0.00	0.00	0.00	0	0.00	0.00	0.00	0	0	0	0	0	0.00
26	Puri	0.00	0.00	0.00	0.00	0.00	###	0.00	0.00	0.00	0	0	0	0	0	0.00
27	Rayagada	71.58	0.00	0.00	71.58	20.00	28	51.58	0.00	0.00	11	0	11	0	11	0.00
28	Sambalpur	77.92	0.00	0.00	77.92	0.00	0	77.92	0.00	0.00	32	0	32	0	32	0.00
29	Subarnapur	0.55	0.00	0.00	0.55	0.00	0	0.55	0.00	0.00	6	0	6	0	6	0.00
30	Sundergarh	0.00	0.00	0.00	0.00	0.00	###	0.00	0.00	0.00	0	0	0	0	0	0.00
	Total	2616.76	0.00	0.00	2616.76	320.20	12	2296.56	0.00	2.36	686	11	697	102	595	2.27

STATE FINANCE COMMISSION AWARD FOR DEVOLUTION OF FUNDS (ZP SHARE)
During the year 2016-17 upto the month of May '16

Sl. No.	Name of the District	Financial Achievement (Rs. in lakhs)								Physical achievement					Road (in Km.) CC/BT/Water Board Maccadam/earthen	
		OB as on 01.04.2016	Grant Released	Other received (int. etc.)	Total Funds	Expenditure incurred	% of Exp.	Balance	UC submitted	Balance UC to be submitted	No. of projects			Project completed		Under progress
											Spill Over	taken up	Total			
1	2	3	4	5	6	7	8	9	10	11	12	13	14	15	16	17
1	Angul	0.00	0.00	0.00	0.00	0.00	0	0.00	0.00	0.00	0	0	0	0	0	0.00
2	Balasore	10.74	0.00	0.00	10.74	3.00	28	7.74	0.00	0.00	6	0	6	1	5	0.00
3	Bargarh	0.00	0.00	0.00	0.00	0.00	0	0.00	0.00	0.00	0	0	0	0	0	0.00
4	Bhadrak	0.00	0.00	0.00	0.00	0.00	0	0.00	0.00	0.00	0	0	0	0	0	0.00
5	Balangir	0.00	0.00	0.00	0.00	0.00	0	0.00	0.00	0.00	0	0	0	0	0	0.00
6	Boudh	0.00	0.00	0.00	0.00	0.00	0	0.00	0.00	0.00	0	0	0	0	0	0.00
7	Cuttack	0.56	0.00	0.00	0.56	0.00	0	0.56	0.00	0.00	1	0	1	0	1	0.00
8	Deogarh	0.00	0.00	0.00	9.34	0.00	0	9.34	0.00	0.00	0	0	0	0	0	0.00
9	Dhenkanal	13.25	0.00	0.00	13.25	3.35	25	9.90	0.00	0.00	7	0	7	2	5	0.10
10	Gajapati	0.00	0.00	0.00	0.00	0.00	0	0.00	0.00	0.00	0	0	0	0	0	0.00
11	Ganjam	0.94	0.00	0.00	0.94	0.30	32	0.64	0.00	0.00	4	0	4	0	4	0.00
12	Jagatsinghpur	5.00	0.00	0.00	5.00	2.00	40	3.00	0.00	0.00	5	0	5	1	4	0.00
13	Jajpur	0.00	0.00	0.00	0.00	0.00	0	0.00	0.00	0.00	0	0	0	0	0	0.00
14	Jharsuguda	6.46	0.00	0.00	6.46	0.32	5	6.14	0.00	0.00	2	0	2	1	1	0.00
15	Kalahandi	93.98	0.00	0.00	93.98	0.00	0	93.98	0.00	0.00	0	0	0	0	0	0.00
16	Kandhamal	0.00	0.00	0.00	0.00	0.00	0	0.00	0.00	0.00	0	0	0	0	0	0.00
17	Kendrapada	0.00	0.00	0.00	0.00	0.00	0	0.00	0.00	0.00	0	0	0	0	0	0.00
18	Keonjhar	0.00	0.00	0.00	0.00	0.00	0	0.00	0.00	0.00	0	0	0	0	0	0.00
19	Khurda	0.00	0.00	0.00	0.00	0.00	0	0.00	0.00	0.00	0	0	0	0	0	0.00
20	Koraput	0.00	0.00	0.00	0.00	0.00	0	0.00	0.00	0.00	0	0	0	0	0	0.00
21	Malkangiri	0.00	0.00	0.00	0.00	0.00	0	0.00	0.00	0.00	0	0	0	0	0	0.00
22	Mayurbhanj	0.00	0.00	0.00	0.00	0.00	0	0.00	0.00	0.00	0	0	0	0	0	0.00
23	Nawarangpur	0.00	0.00	0.00	0.00	0.00	0	0.00	0.00	0.00	0	0	0	0	0	0.00
24	Nayagarh	0.00	0.00	0.00	0.00	0.00	0	0.00	0.00	0.00	0	0	0	0	0	0.00
25	Nuapada	0.00	0.00	0.00	0.00	0.00	0	0.00	0.00	0.00	0	0	0	0	0	0.00
26	Puri	0.00	0.00	0.00	0.00	0.00	0	0.00	0.00	0.00	0	0	0	0	0	0.00
27	Rayagada	0.00	0.00	0.00	0.00	0.00	0	0.00	0.00	0.00	0	0	0	0	0	0.00
28	Sambalpur	0.00	0.00	0.00	0.00	0.00	0	0.00	0.00	0.00	0	0	0	0	0	0.00
29	Subarnapur	0.00	0.00	0.00	0.00	0.00	0	0.00	0.00	0.00	0	0	0	0	0	0.00
30	Sundergarh	0.00	0.00	0.00	0.00	0.00	0	0.00	0.00	0.00	0	0	0	0	0	0.00
Total		130.93	0.00	0.00	130.93	8.97	7	121.96	0.00	0.00	25	0	25	5	20	0.10

STATE FINANCE COMMISSION AWARD FOR DEVOLUTION OF FUNDS (GP SHARE)

During the year 2016-17 upto the month of May '16

Sl. No.	Name of the District	Financial Achievement (Rs. in lakhs)								Physical achievement					Road (in Km.) CC/BT/ Water Board Maccadam/ earthen	
		OB as on 01.04.2016	Grant Released	Other received (int. etc.)	Total Funds	Expenditure incurred	% of Exp.	Balance	UC submitted	Balance UC to be submit	No. of projects			Project completed		Under progress
											Spill Over	taken up	Total			
1	2	3	4	5	6	7	8	9	10	11	12	13	14	15	16	17
1	Angul	0.00	0.00	0.00	0.00	0.00	0	0.00	0.00	0.00	0	0	0	0	0	0.00
2	Balasore	0.00	0.00	0.00	0.00	0.00	0	0.00	0.00	0.00	0	0	0	0	0	0.00
3	Bargarh	0.00	0.00	0.00	0.00	0.00	0	0.00	0.00	0.00	0	0	0	0	0	0.00
4	Bhadrak	0.00	0.00	0.00	0.00	0.00	0	0.00	0.00	0.00	0	0	0	0	0	0.00
5	Balangir	0.00	0.00	0.00	0.00	0.00	0	0.00	0.00	0.00	0	0	0	0	0	0.00
6	Boudh	0.00	0.00	0.00	0.00	0.00	0	0.00	0.00	0.00	0	0	0	0	0	0.00
7	Cuttack	0.00	0.00	0.00	0.00	0.00	0	0.00	0.00	0.00	0	0	0	0	0	0.00
8	Deogarh	0.00	0.00	0.00	0.00	0.00	0	0.00	0.00	0.00	0	0	0	0	0	0.00
9	Dhenkanal	0.00	0.00	0.00	0.00	0.00	0	0.00	0.00	0.00	0	0	0	0	0	0.00
10	Gajapati	0.00	0.00	0.00	0.00	0.00	0	0.00	0.00	0.00	0	0	0	0	0	0.00
11	Ganjam	0.00	0.00	0.00	0.00	0.00	0	0.00	0.00	0.00	0	0	0	0	0	0.00
12	Jagatsinghpur	0.00	0.00	0.00	0.00	0.00	0	0.00	0.00	0.00	0	0	0	0	0	0.00
13	Jajpur	0.00	0.00	0.00	0.00	0.00	0	0.00	0.00	0.00	0	0	0	0	0	0.00
14	Jharsuguda	27.28	0.00	0.00	27.28	0.00	0	27.28	0.00	0.00	0	0	0	0	0	0.00
15	Kalahandi	0.00	0.00	0.00	0.00	0.00	0	0.00	0.00	0.00	0	0	0	0	0	0.00
16	Kandhamal	0.00	0.00	0.00	0.00	0.00	0	0.00	0.00	0.00	0	0	0	0	0	0.00
17	Kendrapada	0.00	0.00	0.00	0.00	0.00	0	0.00	0.00	0.00	0	0	0	0	0	0.00
18	Keonjhar	0.00	0.00	0.00	0.00	0.00	0	0.00	0.00	0.00	0	0	0	0	0	0.00
19	Khurda	0.00	0.00	0.00	0.00	0.00	0	0.00	0.00	0.00	0	0	0	0	0	0.00
20	Koraput	0.00	0.00	0.00	0.00	0.00	0	0.00	0.00	0.00	0	0	0	0	0	0.00
21	Malkangiri	0.00	0.00	0.00	0.00	0.00	0	0.00	0.00	0.00	0	0	0	0	0	0.00
22	Mayurbhanj	0.00	0.00	0.00	0.00	0.00	0	0.00	0.00	0.00	0	0	0	0	0	0.00
23	Nawarangpur	81.49	0.00	0.00	81.49	0.00	0	81.49	0.00	0.00	28	0	28	0	28	0.00
24	Nayagarh	0.00	0.00	0.00	0.00	0.00	0	0.00	0.00	0.00	0	0	0	0	0	0.00
25	Nuapada	0.00	0.00	0.00	0.00	0.00	0	0.00	0.00	0.00	0	0	0	0	0	0.00
26	Puri	0.00	0.00	0.00	0.00	0.00	0	0.00	0.00	0.00	0	0	0	0	0	0.00
27	Rayagada	0.00	0.00	0.00	0.00	0.00	0	0.00	0.00	0.00	0	0	0	0	0	0.00
28	Sambalpur	6.68	0.00	0.00	6.68	0.00	0	6.68	0.00	0.00	6	0	6	0	6	0.00
29	Subarnapur	0.00	0.00	0.00	0.00	0.00	0	0.00	0.00	0.00	0	0	0	0	0	0.00
30	Sundergarh	0.00	0.00	0.00	0.00	0.00	0	0.00	0.00	0.00	0	0	0	0	0	0.00
	Total	115.45	0.00	0.00	115.45	0.00	0	115.45	0.00	0.00	34	0	34	0	34	0.00

STATE FINANCE COMMISSION AWARD FOR UNTIED FUNDS
During the year 2016-17 upto the month of May '16

Sl. No.	Name of the District	Financial Ahiement (Rs. in lakhs)								Physical achievement					Road (in Km.) CC/BT/ Water Board Maccadom/ earthen	Non-Residential Building for maintenance (in squire)	
		OB as on 01.4.2016	Grant Released	Other received (int. etc.)	Total Funds	Expenditure incurred	% of Exp.	Balance	UC submitted	Balance UC to be submit	No. of projects			Project completed			Under progress
											Spill Over	taken up	Total				
1	2	3	4	5	6	7	8	9	10	11	12	13	14	15	16	17	18
1	Angul	0.00	0.00	0.00	0.00	0.00	0	0.00	0.00	0.00	0	0	0	0	0	0.00	0
2	Balasore	32.33	0.00	0.00	32.33	1.90	6	30.43	0.00	0.00	17	0	17	1	16	0.00	0
3	Bargarh	0.00	0.00	0.00	0.00	0.00	0	0.00	0.00	0.00	0	0	0	0	0	0.00	0
4	Bhadrak	0.00	0.00	0.00	0.00	0.00	0	0.00	0.00	0.00	0	0	0	0	0	0.00	0
5	Balangir	0.00	0.00	0.00	0.00	0.00	0	0.00	0.00	0.00	0	0	0	0	0	0.00	0
6	Boudh	0.00	0.00	0.00	0.00	0.00	0	0.00	0.00	0.00	0	0	0	0	0	0.00	0
7	Cuttack	0.00	0.00	0.00	0.00	0.00	0	0.00	0.00	0.00	0	0	0	0	0	0.00	0
8	Deogarh	0.00	0.00	0.00	0.00	0.00	0	0.00	0.00	0.00	0	0	0	0	0	0.00	0
9	Dhenkanal	42.26	0.00	0.00	42.26	9.64	23	32.62	0.00	0.00	13	0	13	3	10	0.00	0
10	Gajapati	0.00	0.00	0.00	0.00	0.00	0	0.00	0.00	0.00	0	0	0	0	0	0.00	0
11	Ganjam	0.00	0.00	0.00	0.00	0.00	3	0.00	0.00	0.00	0	0	0	0	0	0.00	0
12	Jagatsinghpur	43.31	0.00	0.00	43.31	5.10	12	38.21	0.00	0.00	3	0	3	0	3	0.00	0
13	Jajpur	0.00	0.00	0.00	0.00	0.00	0	0.00	0.00	0.00	0	0	0	0	0	0.00	0
14	Jharsuguda	0.00	0.00	0.00	0.00	0.00	0	0.00	0.00	0.00	0	0	0	0	0	0.00	0
15	Kalahandi	431.31	0.00	0.00	431.31	0.00	0	431.31	0.00	0.00	0	0	0	0	0	0.00	0
16	Kandhamal	0.00	0.00	0.00	0.00	0.00	0	0.00	0.00	0.00	0	0	0	0	0	0.00	0
17	Kendrapada	0.00	0.00	0.00	0.00	0.00	0	0.00	0.00	0.00	0	0	0	0	0	0.00	0
18	Keonjhar	0.00	0.00	0.00	0.00	0.00	0	0.00	0.00	0.00	0	0	35	0	35	0.00	0
19	Khurda	0.00	0.00	0.00	0.00	0.00	0	0.00	0.00	0.00	0	0	0	0	0	0.00	0
20	Koraput	234.00	0.00	0.00	234.00	28.50	12	205.50	0.00	0.00	32	0	32	7	25	0.00	0
21	Malkangiri	0.00	0.00	0.00	0.00	0.00	0	0.00	0.00	0.00	0	0	0	0	0	0.00	0
22	Mayurbhanj	109.70	0.00	0.00	109.70	75.20	69	34.50	0.00	0.00	11	0	11	2	9	0.00	0
23	Nawarangpur	116.68	0.00	0.00	116.68	0.00	0	116.68	0.00	0.00	5	0	5	0	5	0.00	0
24	Nayagarh	0.00	0.00	0.00	0.00	0.00	0	0.00	0.00	0.00	0	0	0	0	0	0.00	0
25	Nuapada	0.00	0.00	0.00	0.00	0.00	0	0.00	0.00	0.00	0	0	0	0	0	0.00	0
26	Puri	0.00	0.00	0.00	0.00	0.00	0	0.00	0.00	0.00	0	0	0	0	0	0.00	0
27	Rayagada	71.58	0.00	0.00	71.58	20.00	28	51.58	0.00	0.00	11	0	11	0	11	0.00	3636.05
28	Sambalpur	17.24	0.00	0.00	17.24	0.00	0	17.24	0.00	0.00	7	0	7	0	7	0.00	0
29	Subarnapur	0.48	0.00	0.00	0.48	0.00	0	0.48	0.00	0.00	5	0	5	0	5	0.00	0
30	Sundergarh	0.00	0.00	0.00	0.00	0.00	0	0.00	0.00	0.00	0	0	0	0	0	0.00	0
Total		1098.89	0.00	0.00	1098.89	140.34	13	958.55	0.00	0.00	104	0	104	13	91	0.00	3636.05

STATE FINANCE COMMISSION AWARD FOR PERFORMANCE OF LINKED INCENTIVE
During the year 2016-17 upto the month of May '16

Sl. No.	Name of the District	Financial Achievement (Rs. in lakhs)								Physical achievement					
		OB as on 01.4.2016	Grant Released	Other received (int. etc.)	Total Funds	Expenditure incurred	% of Exp.	Balance	UC submitted	Balance UC to be submit	No. of projects			Project completed	Under progress
											Spill Over	taken up	Total		
1	2	3	4	5	6	7	8	9	10	11	12	13	14	15	16
1	Angul	0.00	0.00	0.00	0.00	0.00	0	0.00	0.00	0.00	0	0	0	0	0
2	Balasore	0.00	0.00	0.00	0.00	0.00	0	0.00	0.00	0.00	0	0	0	0	0
3	Bargarh	0.00	0.00	0.00	0.00	0.00	0	0.00	0.00	0.00	0	0	0	0	0
4	Bhadrak	0.00	0.00	0.00	0.00	0.00	0	0.00	0.00	0.00	0	0	0	0	0
5	Balangir	0.00	0.00	0.00	0.00	0.00	0	0.00	0.00	0.00	0	0	0	0	0
6	Boudh	0.00	0.00	0.00	0.00	0.00	0	0.00	0.00	0.00	0	0	0	0	0
7	Cuttack	0.00	0.00	0.00	0.00	0.00	0	0.00	0.00	0.00	1	0	1	0	1
8	Deogarh	0.00	0.00	0.00	0.00	0.00	0	0.00	0.00	0.00	0	0	0	0	0
9	Dhenkanal	0.00	0.00	0.00	0.00	0.00	0	0.00	0.00	0.00	0	0	0	0	0
10	Gajapati	0.00	0.00	0.00	0.00	0.00	0	0.00	0.00	0.00	0	0	0	0	0
11	Ganjam	0.00	0.00	0.00	0.00	0.00	0	0.00	0.00	2.36	0	0	0	0	0
12	Jagatsinghpur	0.00	0.00	0.00	0.00	0.00	0	0.00	0.00	0.00	0	0	0	0	0
13	Jajpur	0.00	0.00	0.00	0.00	0.00	0	0.00	0.00	0.00	10	0	10	0	10
14	Jharsuguda	0.00	0.00	0.00	0.00	0.00	0	0.00	0.00	0.00	0	0	0	0	0
15	Kalahandi	22.89	0.00	0.00	22.89	0.00	0	22.89	0.00	0.00	26	0	26	0	26
16	Kandhamal	0.00	0.00	0.00	0.00	0.00	0	0.00	0.00	0.00	0	0	0	0	0
17	Kendrapada	0.00	0.00	0.00	0.00	0.00	0	0.00	0.00	0.00	0	0	0	0	0
18	Keonjhar	0.00	0.00	0.00	0.00	0.00	0	0.00	0.00	0.00	0	0	0	0	0
19	Khurda	0.00	0.00	0.00	0.00	0.00	0	0.00	0.00	0.00	0	0	0	0	0
20	Koraput	0.00	0.00	0.00	0.00	0.00	0	0.00	0.00	0.00	0	0	0	0	0
21	Malkangiri	0.00	0.00	0.00	0.00	0.00	0	0.00	0.00	0.00	0	0	0	0	0
22	Mayurbhanj	0.00	0.00	0.00	0.00	0.00	0	0.00	0.00	0.00	0	0	0	0	0
23	Nawarangpur	0.00	0.00	0.00	0.00	0.00	0	0.00	0.00	0.00	0	0	0	0	0
24	Nayagarh	0.00	0.00	0.00	0.00	0.00	0	0.00	0.00	0.00	0	0	0	0	0
25	Nuapada	0.00	0.00	0.00	0.00	0.00	0	0.00	0.00	0.00	0	0	0	0	0
26	Puri	0.00	0.00	0.00	0.00	0.00	0	0.00	0.00	0.00	0	0	0	0	0
27	Rayagada	0.00	0.00	0.00	0.00	0.00	0	0.00	0.00	0.00	0	0	0	0	0
28	Sambalpur	3.14	0.00	0.00	3.14	0.00	0	3.14	0.00	0.00	2	0	2	0	2
29	Subarnapur	0.00	0.00	0.00	0.00	0.00	0	0.00	0.00	0.00	0	0	0	0	0
30	Sundergarh	0.00	0.00	0.00	0.00	0.00	0	0.00	0.00	0.00	0	0	0	0	0
	Total	26.03	0.00	0.00	26.03	0.00	0	26.03	0.00	2.36	39	0	39	0	39

STATE FINANCE COMMISSION AWARD FOR MAINTANANCE OF ROADS & BRIDGE (NORMAL)
During the year 2016-17 upto the month of May '16

Sl. No.	Name of the District	Financial Achievement (Rs. in lakhs)									Physical achievement					Road (in Km.) CC/BT/ Water Board Maccadom/ earthen
		OB as on 01.4.2016	Grant Released	Other received (int. etc.)	Total Funds	Expenditure incurred	% of Exp.	Balance	UC submitted	Balance UC to be submit	No. of projects			Project completed	Under progress	
											Spill Over	taken up	Total			
1	2	3	4	5	6	7	8	9	10	11	12	13	14	15	16	17
1	Angul	0.00	0.00	0.00	0.00	0.00	###	0.00	0.00	0.00	0	0	0	0	0	0.00
2	Balasore	8.02	0.00	0.00	8.02	1.22	15	6.80	0.00	0.00	4	0	4	1	3	0.00
3	Bargarh	0.00	0.00	0.00	0.00	0.00	###	0.00	0.00	0.00	0	0	0	0	0	0.00
4	Bhadrak	64.00	0.00	0.00	64.00	64.00	100	0.00	0.00	0.00	51	0	51	51	0	0.00
5	Balangir	0.00	0.00	0.00	0.00	0.00	###	0.00	0.00	0.00	0	0	0	0	0	0.00
6	Boudh	0.00	0.00	0.00	0.00	0.00	###	0.00	0.00	0.00	0	0	0	0	0	0.00
7	Cuttack	0.00	0.00	0.00	0.00	0.00	###	0.00	0.00	0.00	0	0	0	0	0	0.00
8	Deogarh	0.00	0.00	0.00	0.00	0.00	0	0.00	0.00	0.00	0	0	0	0	0	0.00
9	Dhenkanal	14.14	0.00	0.00	14.14	2.50	18	11.64	0.00	0.00	11	0	11	3	8	0.07
10	Gajapati	0.00	0.00	0.00	0.00	0.00	###	0.00	0.00	0.00	0	0	0	0	0	0.00
11	Ganjam	0.11	0.00	0.00	0.11	0.00	0	0.11	0.00	0.00	1	0	1	0	1	0.00
12	Jagatsinghpur	88.40	0.00	0.00	88.40	50.32	57	38.08	0.00	0.00	49	0	49	23	26	2.10
13	Jajpur	0.00	0.00	0.00	0.00	0.00	###	0.00	0.00	0.00	0	0	0	0	0	0.00
14	Jharsuguda	274.96	0.00	0.00	274.96	6.31	2	268.65	0.00	0.00	10	11	21	1	20	0.00
15	Kalahandi	331.52	0.00	0.00	331.52	0.00	0	331.52	0.00	0.00	184	0	184	0	184	0.00
16	Kandhamal	0.00	0.00	0.00	0.00	0.00	###	0.00	0.00	0.00	0	0	0	0	0	0.00
17	Kendrapada	3.00	0.00	0.00	3.00	0.00	0	3.00	0.00	0.00	2	0	2	0	2	0.00
18	Keonjhar	0.00	0.00	0.00	0.00	0.00	###	0.00	0.00	0.00	0	0	0	0	0	0.00
19	Khurda	0.00	0.00	0.00	0.00	0.00	0	0.00	0.00	0.00	0	0	0	0	0	0.00
20	Koraput	176.95	0.00	0.00	176.95	23.90	14	153.05	0.00	0.00	85	0	85	0	85	0.00
21	Malkangiri	0.00	0.00	0.00	0.00	0.00	###	0.00	0.00	0.00	0	0	0	0	0	0.00
22	Mayurbhanj	20.74	0.00	0.00	20.74	20.74	100	0.00	0.00	0.00	5	0	5	5	0	0.00
23	Nawarangpur	0.00	0.00	0.00	0.00	0.00	###	0.00	0.00	0.00	0	0	0	0	0	0.00
24	Nayagarh	0.00	0.00	0.00	0.00	0.00	###	0.00	0.00	0.00	0	0	0	0	0	0.00
25	Nuapada	0.00	0.00	0.00	0.00	0.00	###	0.00	0.00	0.00	0	0	0	0	0	0.00
26	Puri	0.00	0.00	0.00	0.00	0.00	###	0.00	0.00	0.00	0	0	0	0	0	0.00
27	Rayagada	0.00	0.00	0.00	0.00	0.00	###	0.00	0.00	0.00	0	0	0	0	0	0.00
28	Sambalpur	50.86	0.00	0.00	50.86	0.00	0	50.86	0.00	0.00	17	0	17	0	17	0.00
29	Subarnapur	0.07	0.00	0.00	0.07	0.00	0	0.07	0.00	0.00	1	0	1	0	1	0.00
30	Sundergarh	0.00	0.00	0.00	0.00	0.00	###	0.00	0.00	0.00	0	0	0	0	0	0.00
Total		1032.77	0.00	0.00	1032.77	168.99	16	863.78	0.00	0.00	420	11	431	84	347	2.17

STATE FINANCE COMMISSION AWARD FOR CONSTRUCTION OF G.P. BUILDING
During the year 2016-17 upto the month of May '16

Sl. No.	Name of the District	Financial Achievement (Rs. in lakhs)									Physical achievement				
		OB as on 01.4.2016	Grant Released	Other received (int. etc.)	Total Funds	Expenditure incurred	% of Exp.	Balance	UC submitted	Balance UC to be submit	No. of projects			Project completed	Under progress
											Spill Over	taken up	Total		
1	2	3	4	5	6	7	8	9	10	11	12	13	14	15	16
1	Angul	0.00	0.00	0.00	0.00	0.00	0	0.00	0.00	0.00	0	0	0	0	0
2	Balasore	2.17	0.00	0.00	2.17	0.00	0	2.17	0.00	0.00	3	0	3	0	3
3	Bargarh	0.00	0.00	0.00	0.00	0.00	0	0.00	0.00	0.00	0	0	0	0	0
4	Bhadrak	0.00	0.00	0.00	0.00	0.00	0	0.00	0.00	0.00	0	0	0	0	0
5	Balangir	0.00	0.00	0.00	0.00	0.00	0	0.00	0.00	0.00	0	0	0	0	0
6	Boudh	0.00	0.00	0.00	0.00	0.00	0	0.00	0.00	0.00	0	0	0	0	0
7	Cuttack	0.20	0.00	0.00	0.20	0.00	0	0.20	0.00	0.00	1	0	1	0	1
8	Deogarh	0.00	0.00	0.00	0.00	0.00	0	0.00	0.00	0.00	0	0	0	0	0
9	Dhenkanal	0.28	0.00	0.00	0.28	0.00	0	0.28	0.00	0.00	1	0	1	0	1
10	Gajapati	0.00	0.00	0.00	0.00	0.00	0	0.00	0.00	0.00	0	0	0	0	0
11	Ganjam	0.36	0.00	0.00	0.36	0.10	28	0.26	0.00	0.00	1	0	1	0	1
12	Jagatsinghpur	4.54	0.00	0.00	4.54	1.80	40	2.74	0.00	0.00	0	0	0	0	0
13	Jajpur	0.00	0.00	0.00	0.00	0.00	0	0.00	0.00	0.00	0	0	0	0	0
14	Jharsuguda	0.00	0.00	0.00	0.00	0.00	0	0.00	0.00	0.00	0	0	0	0	0
15	Kalahandi	7.30	0.00	0.00	7.30	0.00	0	7.30	0.00	0.00	4	0	4	0	4
16	Kandhamal	0.00	0.00	0.00	0.00	0.00	0	0.00	0.00	0.00	0	0	0	0	0
17	Kendrapada	0.00	0.00	0.00	0.00	0.00	0	0.00	0.00	0.00	0	0	0	0	0
18	Keonjhar	0.00	0.00	0.00	0.00	0.00	0	0.00	0.00	0.00	0	0	0	0	0
19	Khurda	0.00	0.00	0.00	0.00	0.00	0	0.00	0.00	0.00	0	0	0	0	0
20	Koraput	0.00	0.00	0.00	0.00	0.00	0	0.00	0.00	0.00	0	0	0	0	0
21	Malkangiri	0.00	0.00	0.00	0.00	0.00	0	0.00	0.00	0.00	0	0	0	0	0
22	Mayurbhanj	0.00	0.00	0.00	0.00	0.00	0	0.00	0.00	0.00	0	0	0	0	0
23	Nawarangpur	0.00	0.00	0.00	0.00	0.00	0	0.00	0.00	0.00	0	0	0	0	0
24	Nayagarh	0.00	0.00	0.00	0.00	0.00	0	0.00	0.00	0.00	0	0	0	0	0
25	Nuapada	0.00	0.00	0.00	0.00	0.00	0	0.00	0.00	0.00	0	0	0	0	0
26	Puri	0.00	0.00	0.00	0.00	0.00	0	0.00	0.00	0.00	0	0	0	0	0
27	Rayagada	0.00	0.00	0.00	0.00	0.00	0	0.00	0.00	0.00	0	0	0	0	0
28	Sambalpur	0.00	0.00	0.00	0.00	0.00	0	0.00	0.00	0.00	0	0	0	0	0
29	Subarnapur	0.00	0.00	0.00	0.00	0.00	0	0.00	0.00	0.00	0	0	0	0	0
30	Sundergarh	0.00	0.00	0.00	0.00	0.00	0	0.00	0.00	0.00	0	0	0	0	0
Total		14.85	0.00	0.00	14.85	1.90	13	12.95	0.00	0.00	10	0	10	0	10

STATE FINANCE COMMISSION AWARD FOR MIPs (BELOW 40 HECT.) OF PANCHAYATS
During the year 2016-17 upto the month of May '16

Sl. No.	Name of the District	Financial Achievement (Rs. in lakhs)							Physical achievement						
		OB as on 01.4.2016	Grant Released	Other received (int. etc.)	Total Funds	Expenditure incurred	% of Exp.	Balance	UC submitted	Balance UC to be submitted	No. of projects			Project completed	Under progress
											Spill Over	taken up	Total		
1	2	3	4	5	6	7	8	9	10	11	12	13	14	15	16
1	Angul	0.00	0.00	0.00	0.00	0.00	0	0.00	0.00	0.00	0	0	0	0	0
2	Balasore	8.00	0.00	0.00	8.00	0.00	0	8.00	0.00	0.00	2	0	2	0	2
3	Bargarh	0.00	0.00	0.00	0.00	0.00	0	0.00	0.00	0.00	0	0	0	0	0
4	Bhadrak	15.00	0.00	0.00	15.00	0.00	0	15.00	0.00	0.00	0	0	0	0	0
5	Balangir	0.00	0.00	0.00	0.00	0.00	0	0.00	0.00	0.00	0	0	0	0	0
6	Boudh	0.00	0.00	0.00	0.00	0.00	0	0.00	0.00	0.00	0	0	0	0	0
7	Cuttack	3.00	0.00	0.00	3.00	0.00	0	3.00	0.00	0.00	1	0	1	0	1
8	Deogarh	0.00	0.00	0.00	0.00	0.00	0	0.00	0.00	0.00	0	0	0	0	0
9	Dhenkanal	49.55	0.00	0.00	49.55	0.00	0	49.55	0.00	0.00	16	0	16	0	16
10	Gajapati	0.00	0.00	0.00	0.00	0.00	0	0.00	0.00	0.00	0	0	0	0	0
11	Ganjam	0.00	0.00	0.00	0.00	0.00	0	0.00	0.00	0.00	0	0	0	0	0
12	Jagatsinghpur	25.00	0.00	0.00	25.00	0.00	0	25.00	0.00	0.00	0	0	0	0	0
13	Jajpur	18.06	0.00	0.00	18.06	0.00	0	18.06	0.00	0.00	9	0	9	0	9
14	Jharsuguda	0.00	0.00	0.00	0.00	0.00	0	0.00	0.00	0.00	0	0	0	0	0
15	Kalahandi	65.32	0.00	0.00	65.32	0.00	0	65.32	0.00	0.00	8	0	8	0	8
16	Kandhamal	0.00	0.00	0.00	0.00	0.00	0	0.00	0.00	0.00	0	0	0	0	0
17	Kendrapada	0.00	0.00	0.00	0.00	0.00	0	0.00	0.00	0.00	0	0	0	0	0
18	Keonjhar	0.00	0.00	0.00	0.00	0.00	0	0.00	0.00	0.00	0	0	0	0	0
19	Khurda	13.91	0.00	0.00	13.91	0.00	0	13.91	0.00	0.00	18	0	18	0	18
20	Koraput	0.00	0.00	0.00	0.00	0.00	0	0.00	0.00	0.00	0	0	0	0	0
21	Malkangiri	0.00	0.00	0.00	0.00	0.00	0	0.00	0.00	0.00	0	0	0	0	0
22	Mayurbhanj	0.00	0.00	0.00	0.00	0.00	0	0.00	0.00	0.00	0	0	0	0	0
23	Nawarangpur	0.00	0.00	0.00	0.00	0.00	0	0.00	0.00	0.00	0	0	0	0	0
24	Nayagarh	0.00	0.00	0.00	0.00	0.00	0	0.00	0.00	0.00	0	0	0	0	0
25	Nuapada	0.00	0.00	0.00	0.00	0.00	0	0.00	0.00	0.00	0	0	0	0	0
26	Puri	0.00	0.00	0.00	0.00	0.00	0	0.00	0.00	0.00	0	0	0	0	0
27	Rayagada	0.00	0.00	0.00	0.00	0.00	0	0.00	0.00	0.00	0	0	0	0	0
28	Sambalpur	0.00	0.00	0.00	0.00	0.00	0	0.00	0.00	0.00	0	0	0	0	0
29	Subarnapur	0.00	0.00	0.00	0.00	0.00	0	0.00	0.00	0.00	0	0	0	0	0
30	Sundergarh	0.00	0.00	0.00	0.00	0.00	0	0.00	0.00	0.00	0	0	0	0	0
Total		197.84	0.00	0.00	197.84	0.00	0	197.84	0.00	0.00	54	0	54	0	54

Undistributed amount Rs. 21.00 lakhs (MIP) is laying at DRDA Khurda

**NON PLAN FINANCIAL AND PHYSICAL ACHIEVEMENT (NON-TFC/SFC)
During the year 2016-17 upto the month of May '16**

Sl. No.	Name of the District	Financial Achievement (Rs. in lakhs)									Physical achievement				
		OB as on 01.4.2016	Grant Released	Other received (int. etc.)	Total Funds	Expenditure incurred	% of Exp.	Balance	UC submitted	Balance UC to be submit	No. of projects			Project complete	Under progress
											Spill Over	taken up	Total		
1	2	3	4	5	6	7	8	9	10	11	12	13	14	15	16
1	Angul	0.00	0.00	0.00	0.00	0.00	###	0.00	0.00	0.00	0	0	0	0	0
2	Balasore	6.50	0.00	0.00	6.50	0.00	0	6.50	0.00	0.00	3	0	3	0	3
3	Bargarh	0.00	0.00	0.00	0.00	0.00	###	0.00	0.00	0.00	0	0	0	0	0
4	Bhadrak	0.00	0.00	0.00	0.00	0.00	###	0.00	0.00	0.00	1	0	1	0	1
5	Balangir	0.00	0.00	0.00	0.00	0.00	###	0.00	0.00	0.00	0	0	0	0	0
6	Boudh	0.00	0.00	0.00	0.00	0.00	###	0.00	0.00	0.00	0	0	0	0	0
7	Cuttack	9.90	0.00	0.00	9.90	0.00	0	9.90	0.00	0.00	2	0	2	0	2
8	Deogarh	0.00	0.00	0.00	0.00	70.63	###	-70.63	0.00	0.00	0	0	0	0	0
9	Dhenkanal	15.13	0.00	0.00	15.13	1.05	7	14.08	0.00	0.00	5	0	5	1	4
10	Gajapati	0.00	0.00	0.00	0.00	0.00	###	0.00	0.00	0.00	0	0	0	0	0
11	Ganjam	31.14	0.00	0.00	31.14	5.70	18	25.44	0.00	0.00	2	1	3	1	2
12	Jagatsinghpur	29.33	0.00	0.00	29.33	1.94	7	27.39	0.00	0.00	7	0	7	0	7
13	Jajpur	0.00	0.00	0.00	0.00	0.00	###	0.00	0.00	0.00	0	0	0	0	0
14	Jharsuguda	168.67	0.00	0.00	168.67	13.97	8	154.70	0.00	0.00	7	0	7	0	7
15	Kalahandi	180.15	0.00	0.00	180.15	0.00	0	180.15	0.00	0.00	9	0	9	0	9
16	Kandhamal	0.00	0.00	0.00	0.00	0.00	###	0.00	0.00	0.00	0	0	0	0	0
17	Kendrapada	56.00	0.00	0.00	56.00	0.00	0	56.00	0.00	0.00	15	0	15	0	15
18	Keonjhar	10.00	0.00	0.00	10.00	0.00	0	10.00	0.00	0.00	1	0	1	0	1
19	Khurda	0.00	0.00	0.00	0.00	0.00	###	0.00	0.00	0.00	0	0	0	0	0
20	Koraput	26.32	0.00	0.00	26.32	2.60	10	23.72	0.00	0.00	13	0	13	0	13
21	Malkangiri	7.25	0.00	0.00	7.25	7.25	100	0.00	0.00	0.00	5	0	5	5	0
22	Mayurbhanj	17.10	0.00	0.00	17.10	1.00	6	16.10	0.00	0.00	5	0	5	0	5
23	Nawarangpur	28.53	0.00	0.00	28.53	0.00	0	28.53	0.00	0.00	7	0	7	0	7
24	Nayagarh	0.00	0.00	0.00	0.00	0.00	###	0.00	0.00	0.00	0	0	0	0	0
25	Nuapada	0.00	0.00	0.00	0.00	0.00	###	0.00	0.00	0.00	0	0	0	0	0
26	Puri	0.00	0.00	0.00	0.00	176.62	###	-176.62	0.00	0.00	0	0	0	0	0
27	Rayagada	0.00	0.00	0.00	0.00	0.00	###	0.00	0.00	0.00	0	0	0	0	0
28	Sambalpur	91.46	0.00	0.00	91.46	0.00	0	91.46	0.00	0.00	13	0	13	0	13
29	Subarnapur	2.46	0.00	0.00	2.46	0.00	0	2.46	0.00	0.00	7	0	7	0	7
30	Sundergarh	0.00	0.00	0.00	0.00	0.00	###	0.00	0.00	0.00	0	0	0	0	0
	Total	679.94	0.00	0.00	679.94	280.76	41	399.18	0.00	0.00	102	1	103	7	96

STATE FINANCE COMMISSION AWARD FOR MAINTANANCE & REPAIR OF NON-RESIDENTIAL BUILDING
During the year 2016-17 upto the month of May '16

Sl. No.	Name of the District	Financial Ahiement (Rs. in lakhs)								Physical achievement						Non-Residential Building for maintenance (in square meter)
		OB as on 01.4.2016	Grant Released	Other received (int. etc.)	Total Funds	Expenditure incurred	% of Exp.	Balance	UC submitted	Balance UC to be submit	No. of projects			Project completed	Under progress	
											Spill Over	taken up	Total			
1	2	3	4	5	6	7	8	9	10	11	12	13	14	15	16	17
1	Angul	0.00	0.00	0.00	0.00	0.00	0	0.00	0.00	0.00	0	0	0	0	0	0.00
2	Balasore	1.25	0.00	0.00	1.25	0.00	0	1.25	0.00	0.00	1	0	1	0	1	0.00
3	Bargarh	0.00	0.00	0.00	0.00	0.00	0	0.00	0.00	0.00	0	0	0	0	0	0.00
4	Bhadrak	0.00	0.00	0.00	0.00	0.00	0	0.00	0.00	0.00	0	0	0	0	0	0.00
5	Balangir	0.00	0.00	0.00	0.00	0.00	0	0.00	0.00	0.00	0	0	0	0	0	0.00
6	Boudh	0.00	0.00	0.00	0.00	0.00	0	0.00	0.00	0.00	0	0	0	0	0	0.00
7	Cuttack	6.09	0.00	0.00	6.09	0.00	0	6.09	0.00	0.00	1	0	1	0	1	0.00
8	Deogarh	0.00	0.00	0.00	0.00	0.00	0	0.00	0.00	0.00	0	0	0	0	0	0.00
9	Dhenkanal	5.00	0.00	0.00	5.00	0.00	0	5.00	0.00	0.00	2	0	2	0	2	0.00
10	Gajapati	0.00	0.00	0.00	0.00	0.00	0	0.00	0.00	0.00	0	0	0	0	0	0.00
11	Ganjam	10.00	0.00	0.00	10.00	2.50	25	7.50	0.00	0.00	0	0	0	0	0	0.00
12	Jagatsinghpur	9.64	0.00	0.00	9.64	0.94	10	8.70	0.00	0.00	2	0	2	0	2	0.00
13	Jajpur	0.00	0.00	0.00	0.00	0.00	0	0.00	0.00	0.00	0	0	0	0	0	0.00
14	Jharsuguda	7.31	0.00	0.00	7.31	0.00	0	7.31	0.00	0.00	2	0	2	0	2	0.00
15	Kalahandi	35.10	0.00	0.00	35.10	0.00	0	35.10	0.00	0.00	0	0	0	0	0	0.00
16	Kandhamal	0.00	0.00	0.00	0.00	0.00	0	0.00	0.00	0.00	0	0	0	0	0	0.00
17	Kendrapada	14.00	0.00	0.00	14.00	0.00	0	14.00	0.00	0.00	8	0	8	0	8	0.00
18	Keonjhar	10.00	0.00	0.00	10.00	0.00	0	10.00	0.00	0.00	1	0	1	0	1	0.00
19	Khurda	0.00	0.00	0.00	0.00	0.00	0	0.00	0.00	0.00	0	0	0	0	0	0.00
20	Koraput	14.46	0.00	0.00	14.46	1.25	9	13.21	0.00	0.00	7	0	7	0	7	0.00
21	Malkangiri	0.00	0.00	0.00	0.00	0.00	0	0.00	0.00	0.00	0	0	0	0	0	0.00
22	Mayurbhanj	1.00	0.00	0.00	1.00	0.00	0	1.00	0.00	0.00	1	0	1	0	1	0.00
23	Nawarangpur	14.87	0.00	0.00	14.87	0.00	0	14.87	0.00	0.00	1	0	1	0	1	0.00
24	Nayagarh	0.00	0.00	0.00	0.00	0.00	0	0.00	0.00	0.00	0	0	0	0	0	0.00
25	Nuapada	0.00	0.00	0.00	0.00	0.00	0	0.00	0.00	0.00	0	0	0	0	0	0.00
26	Puri	0.00	0.00	0.00	0.00	0.00	0	0.00	0.00	0.00	0	0	0	0	0	0.00
27	Rayagada	0.00	0.00	0.00	0.00	0.00	0	0.00	0.00	0.00	0	0	0	0	0	0.00
28	Sambalpur	17.70	0.00	0.00	17.70	0.00	0	17.70	0.00	0.00	4	0	4	0	4	0.00
29	Subarnapur	0.19	0.00	0.00	0.19	0.00	0	0.19	0.00	0.00	2	0	2	0	2	0.00
30	Sundergarh	0.00	0.00	0.00	0.00	0.00	0	0.00	0.00	0.00	0	0	0	0	0	0.00
Total		146.61	0.00	0.00	146.61	4.69	3	141.92	0.00	0.00	32	0	32	0	32	0.00

STATE FINANCE COMMISSION AWARD FOR MAINTANANCE & REPAIR OF RESIDENTIAL BUILDING
During the year 2016-17 upto the month of May '16

Sl. No.	Name of the District	Financial Ahiement (Rs. in lakhs)								Physical achievement					Residential Building for maintenance (in squire meter)	
		OB as on 01.4.2016	Grant Released	Other received (int.etc.)	Total Funds	Expenditure incurred	% of Exp.	Balance	UC submitte d	Balance UC to be submit	No. of projects			Project complete d		Under progress
											Spill Over	taken up	Total			
1	2	3	4	5	6	7	8	9	10	11	12	13	14	15	16	17
1	Angul	0.00	0.00	0.00	0.00	0.00	0	0.00	0.00	0.00	0	0	0	0	0	
2	Balasore	0.00	0.00	0.00	0.00	0.00	0	0.00	0.00	0.00	0	0	0	0	0	
3	Bargarh	0.00	0.00	0.00	0.00	0.00	0	0.00	0.00	0.00	0	0	0	0	0	
4	Bhadrak	0.00	0.00	0.00	0.00	0.00	0	0.00	0.00	0.00	0	0	0	0	0	
5	Balangir	0.00	0.00	0.00	0.00	0.00	0	0.00	0.00	0.00	0	0	0	0	0	
6	Boudh	0.00	0.00	0.00	0.00	0.00	0	0.00	0.00	0.00	0	0	0	0	0	
7	Cuttack	3.81	0.00	0.00	3.81	0.00	0	3.81	0.00	0.00	1	0	1	0	1	
8	Deogarh	0.00	0.00	0.00	0.00	0.00	0	0.00	0.00	0.00	0	0	0	0	0	
9	Dhenkanal	3.00	0.00	0.00	3.00	0.00	0	3.00	0.00	0.00	1	0	1	0	1	
10	Gajapati	0.00	0.00	0.00	0.00	0.00	0	0.00	0.00	0.00	0	0	0	0	0	
11	Ganjam	0.00	0.00	0.00	0.00	0.00	0	0.00	0.00	0.00	0	0	0	0	0	
12	Jagatsinghpur	19.69	0.00	0.00	19.69	1.00	5	18.69	0.00	0.00	5	0	5	0	5	
13	Jajpur	0.00	0.00	0.00	0.00	0.00	0	0.00	0.00	0.00	0	0	0	0	0	
14	Jharsuguda	102.94	0.00	0.00	102.94	1.84	2	101.10	0.00	0.00	2	0	2	0	2	
15	Kalahandi	37.05	0.00	0.00	37.05	0.00	0	37.05	0.00	0.00	3	0	3	0	3	
16	Kandhamal	0.00	0.00	0.00	0.00	0.00	0	0.00	0.00	0.00	0	0	0	0	0	
17	Kendrapada	0.00	0.00	0.00	0.00	0.00	0	0.00	0.00	0.00	0	0	0	0	0	
18	Keonjhar	0.00	0.00	0.00	0.00	0.00	0	0.00	0.00	0.00	0	0	0	0	0	
19	Khurda	0.00	0.00	0.00	0.00	0.00	0	0.00	0.00	0.00	0	0	0	0	0	
20	Koraput	11.86	0.00	0.00	11.86	1.35	11	10.51	0.00	0.00	6	0	6	0	6	
21	Malkangiri	7.25	0.00	0.00	7.25	7.25	100	0.00	0.00	0.00	5	0	5	5	0	
22	Mayurbhanj	6.00	0.00	0.00	6.00	0.00	0	6.00	0.00	0.00	3	0	3	0	3	
23	Nawarangpur	13.66	0.00	0.00	13.66	0.00	0	13.66	0.00	0.00	6	0	6	0	6	
24	Nayagarh	0.00	0.00	0.00	0.00	0.00	0	0.00	0.00	0.00	0	0	0	0	0	
25	Nuapada	0.00	0.00	0.00	0.00	0.00	0	0.00	0.00	0.00	0	0	0	0	0	
26	Puri	0.00	0.00	0.00	0.00	0.00	0	0.00	0.00	0.00	0	0	0	0	0	
27	Rayagada	0.00	0.00	0.00	0.00	0.00	0	0.00	0.00	0.00	0	0	0	0	0	
28	Sambalpur	12.34	0.00	0.00	12.34	0.00	0	12.34	0.00	0.00	4	0	4	0	4	
29	Subarnapur	0.27	0.00	0.00	0.27	0.00	0	0.27	0.00	0.00	5	0	5	0	5	
30	Sundergarh	0.00	0.00	0.00	0.00	0.00	0	0.00	0.00	0.00	0	0	0	0	0	
	Total	217.87	0.00	0.00	217.87	11.44	5	206.43	0.00	0.00	41	0	41	5	36	

STATE FINANCE COMMISSION AWARD FOR CONTRUCTION OF NON-RESIDENTIAL BUILDING OF PRIs

During the year 2016-17 upto the month of May '16

Sl. No.	Name of the District	Financial Achievement (Rs. in lakhs)									Physical achievement				
		OB as on 01.4.2016	Grant Released	Other received (int. etc.)	Total Funds	Expenditure incurred	% of Exp.	Balance	UC submitted	Balance UC to be submit	No. of projects			Project completed	Under progress
											Spill Over	taken up	Total		
1	2	3	4	5	6	7	8	9	10	11	12	13	14	15	16
1	Angul	0.00	0.00	0.00	0.00	0.00	0	0.00	0.00	0.00	0	0	0	0	0
2	Balasore	5.25	0.00	0.00	5.25	0.00	0	5.25	0.00	0.00	2	0	2	0	2
3	Bargarh	0.00	0.00	0.00	0.00	0.00	0	0.00	0.00	0.00	0	0	0	0	0
4	Bhadrak	0.00	0.00	0.00	0.00	0.00	0	0.00	0.00	0.00	1	0	1	0	1
5	Balangir	0.00	0.00	0.00	0.00	0.00	0	0.00	0.00	0.00	0	0	0	0	0
6	Boudh	0.00	0.00	0.00	0.00	0.00	0	0.00	0.00	0.00	0	0	0	0	0
7	Cuttack	0.00	0.00	0.00	0.00	0.00	0	0.00	0.00	0.00	0	0	0	0	0
8	Deogarh	0.00	0.00	0.00	0.00	0.00	0	0.00	0.00	0.00	0	0	0	0	0
9	Dhenkanal	0.00	0.00	0.00	0.00	0.00	0	0.00	0.00	0.00	0	0	0	0	0
10	Gajapati	0.00	0.00	0.00	0.00	0.00	0	0.00	0.00	0.00	0	0	0	0	0
11	Ganjam	20.31	0.00	0.00	20.31	3.20	16	17.11	0.00	0.00	1	1	2	1	1
12	Jagatsinghpur	0.00	0.00	0.00	0.00	0.00	0	0.00	0.00	0.00	0	0	0	0	0
13	Jajpur	0.00	0.00	0.00	0.00	0.00	0	0.00	0.00	0.00	0	0	0	0	0
14	Jharsuguda	40.87	0.00	0.00	40.87	0.92	2	39.95	0.00	0.00	3	0	3	0	3
15	Kalahandi	40.00	0.00	0.00	40.00	0.00	0	40.00	0.00	0.00	6	0	6	0	6
16	Kandhamal	0.00	0.00	0.00	0.00	0.00	0	0.00	0.00	0.00	0	0	0	0	0
17	Kendrapada	12.00	0.00	0.00	12.00	0.00	0	12.00	0.00	0.00	6	0	6	0	6
18	Keonjhar	0.00	0.00	0.00	0.00	0.00	0	0.00	0.00	0.00	0	0	0	0	0
19	Khurda	0.00	0.00	0.00	0.00	0.00	0	0.00	0.00	0.00	0	0	0	0	0
20	Koraput	0.00	0.00	0.00	0.00	0.00	0	0.00	0.00	0.00	0	0	0	0	0
21	Malkangiri	0.00	0.00	0.00	0.00	0.00	0	0.00	0.00	0.00	0	0	0	0	0
22	Mayurbhanj	10.10	0.00	0.00	10.10	1.00	10	9.10	0.00	0.00	1	0	1	0	1
23	Nawarangpur	0.00	0.00	0.00	0.00	0.00	0	0.00	0.00	0.00	0	0	0	0	0
24	Nayagarh	0.00	0.00	0.00	0.00	0.00	0	0.00	0.00	0.00	0	0	0	0	0
25	Nuapada	0.00	0.00	0.00	0.00	0.00	0	0.00	0.00	0.00	0	0	0	0	0
26	Puri	0.00	0.00	0.00	0.00	0.00	0	0.00	0.00	0.00	0	0	0	0	0
27	Rayagada	0.00	0.00	0.00	0.00	0.00	0	0.00	0.00	0.00	0	0	0	0	0
28	Sambalpur	17.17	0.00	0.00	17.17	0.00	0	17.17	0.00	0.00	2	0	2	0	2
29	Subarnapur	0.00	0.00	0.00	0.00	0.00	0	0.00	0.00	0.00	0	0	0	0	0
30	Sundergarh	0.00	0.00	0.00	0.00	0.00	0	0.00	0.00	0.00	0	0	0	0	0
Total		145.70	0.00	0.00	145.70	5.12	4	140.58	0.00	0.00	22	1	23	1	22

**STATE FINANCE COMMISSION AWARD FOR CONSTRUCTION OF RESIDENTIAL BUILDING OF PRIs
During the year 2016-17 upto the month of May '16**

Sl. No.	Name of the District	Financial Achievement (Rs. in lakhs)								Physical achievement					
		OB as on 01.4.2016	Grant Released	Other received (int. etc.)	Total Funds	Expenditure incurred	% of Exp.	Balance	UC submitted	Balance UC to be submitted	No. of projects			Project completed	Under progress
											Spill Over	taken up	Total		
1	2	3	4	5	6	7	8	9	10	11	12	13	14	15	16
1	Angul	0.00	0.00	0.00	0.00	0.00	0	0.00	0.00	0.00	0	0	0	0	0
2	Balasore	0.00	0.00	0.00	0.00	0.00	0	0.00	0.00	0.00	0	0	0	0	0
3	Bargarh	0.00	0.00	0.00	0.00	0.00	0	0.00	0.00	0.00	0	0	0	0	0
4	Bhadrak	0.00	0.00	0.00	0.00	0.00	0	0.00	0.00	0.00	0	0	0	0	0
5	Balangir	0.00	0.00	0.00	0.00	0.00	0	0.00	0.00	0.00	0	0	0	0	0
6	Boudh	0.00	0.00	0.00	0.00	0.00	0	0.00	0.00	0.00	0	0	0	0	0
7	Cuttack	0.00	0.00	0.00	0.00	0.00	0	0.00	0.00	0.00	0	0	0	0	0
8	Deogarh	0.00	0.00	0.00	0.00	0.00	0	0.00	0.00	0.00	0	0	0	0	0
9	Dhenkanal	7.13	0.00	0.00	7.13	1.05	15	6.08	0.00	0.00	2	0	2	1	1
10	Gajapati	0.00	0.00	0.00	0.00	0.00	0	0.00	0.00	0.00	0	0	0	0	0
11	Ganjam	0.83	0.00	0.00	0.83	0.00	0	0.83	0.00	0.00	1	0	1	0	1
12	Jagatsinghpur	0.00	0.00	0.00	0.00	0.00	0	0.00	0.00	0.00	0	0	0	0	0
13	Jajpur	0.00	0.00	0.00	0.00	0.00	0	0.00	0.00	0.00	0	0	0	0	0
14	Jharsuguda	17.55	0.00	0.00	17.55	11.21	64	6.34	0.00	0.00	0	0	0	0	0
15	Kalahandi	68.00	0.00	0.00	68.00	0.00	0	68.00	0.00	0.00	0	0	0	0	0
16	Kandhamal	0.00	0.00	0.00	0.00	0.00	0	0.00	0.00	0.00	0	0	0	0	0
17	Kendrapada	30.00	0.00	0.00	30.00	0.00	0	30.00	0.00	0.00	1	0	1	0	1
18	Keonjhar	0.00	0.00	0.00	0.00	0.00	0	0.00	0.00	0.00	0	0	0	0	0
19	Khurda	0.00	0.00	0.00	0.00	0.00	0	0.00	0.00	0.00	0	0	0	0	0
20	Koraput	0.00	0.00	0.00	0.00	0.00	0	0.00	0.00	0.00	0	0	0	0	0
21	Malkangiri	0.00	0.00	0.00	0.00	0.00	0	0.00	0.00	0.00	0	0	0	0	0
22	Mayurbhanj	0.00	0.00	0.00	0.00	0.00	0	0.00	0.00	0.00	0	0	0	0	0
23	Nawarangpur	0.00	0.00	0.00	0.00	0.00	0	0.00	0.00	0.00	0	0	0	0	0
24	Nayagarh	0.00	0.00	0.00	0.00	0.00	0	0.00	0.00	0.00	0	0	0	0	0
25	Nuapada	0.00	0.00	0.00	0.00	0.00	0	0.00	0.00	0.00	0	0	0	0	0
26	Puri	0.00	0.00	0.00	0.00	0.00	0	0.00	0.00	0.00	0	0	0	0	0
27	Rayagada	0.00	0.00	0.00	0.00	0.00	0	0.00	0.00	0.00	0	0	0	0	0
28	Sambalpur	44.25	0.00	0.00	44.25	0.00	0	44.25	0.00	0.00	3	0	3	0	3
29	Subarnapur	2.00	0.00	0.00	2.00	0.00	0	2.00	0.00	0.00	0	0	0	0	0
30	Sundergarh	0.00	0.00	0.00	0.00	0.00	0	0.00	0.00	0.00	0	0	0	0	0
Total		169.76	0.00	0.00	169.76	12.26	7	157.50	0.00	0.00	7	0	7	1	6

ABSTRACT REPORT OF FINANCIAL AND PHYSICAL ACHIEVEMENT UNDER SFC AND NON-SFC

During the year 2016-17 upto the month of May '16

Sl. No.	Name of the District	Financial Achievement (Rs. in lakhs)									Physical achievement					Road (in Km.) CC/BT/ Water Board
		OB as on 01.4.2016	Grant Released	Other received (int. etc.)	Total Funds	Expenditure incurred	% of Exp.	Balance	UC submitted	Balance UC to be submit	No. of projects			Project completed	Under progress	
											Spill Over	taken up	Total			
1	2	3	4	5	6	7	8	9	10	11	12	13	14	15	16	17
1	Angul	0.00	0.00	0.00	0.00	0.00	###	0.00	0.00	0.00	0	0	0	0	0	0.00
2	Balasore	67.76	0.00	0.00	67.76	6.12	9	61.64	0.00	0.00	35	0	35	3	32	0.00
3	Bargarh	0.00	0.00	0.00	0.00	0.00	###	0.00	0.00	0.00	0	0	0	0	0	0.00
4	Bhadrak	79.00	0.00	0.00	79.00	64.00	81	15.00	0.00	0.00	52	0	52	51	1	0.00
5	Balangir	0.00	0.00	0.00	0.00	0.00	###	0.00	0.00	0.00	0	0	0	0	0	0.00
6	Boudh	0.00	0.00	0.00	0.00	0.00	0	0.00	0.00	0.00	0	0	0	0	0	0.00
7	Cuttack	13.66	0.00	0.00	13.66	0.00	0	13.66	0.00	0.00	6	0	6	0	6	0.00
8	Deogarh	0.00	0.00	0.00	0.00	70.63	###	-70.63	0.00	0.00	0	0	0	0	0	0.00
9	Dhenkanal	134.61	0.00	0.00	134.61	16.54	12	118.07	0.00	0.00	53	0	53	9	44	0.17
10	Gajapati	0.00	0.00	0.00	0.00	0.00	0	0.00	0.00	0.00	0	0	0	0	0	0.00
11	Ganjam	32.55	0.00	0.00	32.55	6.10	19	26.45	0.00	2.36	8	1	9	1	8	0.00
12	Jagatsinghpur	195.58	0.00	0.00	195.58	61.16	31	134.42	0.00	0.00	64	0	64	24	40	2.10
13	Jajpur	18.06	0.00	0.00	18.06	0.00	0	18.06	0.00	0.00	19	0	19	0	19	0.00
14	Jharsuguda	477.37	0.00	0.00	477.37	20.60	4	456.77	0.00	0.00	19	11	30	2	28	0.00
15	Kalahandi	1132.47	0.00	0.00	1132.47	0.00	0	1132.47	0.00	0.00	231	0	231	0	231	0.00
16	Kandhamal	0.00	0.00	0.00	0.00	0.00	###	0.00	0.00	0.00	0	0	0	0	0	0.00
17	Kendrapada	59.00	0.00	0.00	59.00	0.00	0	59.00	0.00	0.00	17	0	17	0	17	0.00
18	Keonjhar	10.00	0.00	0.00	10.00	0.00	0	10.00	0.00	0.00	1	0	1	0	1	0.00
19	Khurda	13.91	0.00	0.00	13.91	0.00	0	13.91	0.00	0.00	18	0	18	0	18	0.00
20	Koraput	437.27	0.00	0.00	437.27	55.00	13	382.27	0.00	0.00	130	0	130	7	123	0.00
21	Malkangiri	7.25	0.00	0.00	7.25	7.25	100	0.00	0.00	0.00	5	0	5	5	0	0.00
22	Mayurbhanj	147.54	0.00	0.00	147.54	96.94	66	50.60	0.00	0.00	21	0	21	7	14	0.00
23	Nawarangpur	226.70	0.00	0.00	226.70	0.00	0	226.70	0.00	0.00	40	0	40	0	40	0.00
24	Nayagarh	0.00	0.00	0.00	0.00	0.00	###	0.00	0.00	0.00	0	0	0	0	0	0.00
25	Nuapada	0.00	0.00	0.00	0.00	0.00	0	0.00	0.00	0.00	0	0	0	0	0	0.00
26	Puri	0.00	0.00	0.00	0.00	176.62	###	-176.62	0.00	0.00	0	0	0	0	0	0.00
27	Rayagada	71.58	0.00	0.00	71.58	20.00	28	51.58	0.00	0.00	11	0	11	0	11	0.00
28	Sambalpur	169.38	0.00	0.00	169.38	0.00	0	169.38	0.00	0.00	45	0	45	0	45	0.00
29	Subarnapur	3.01	0.00	0.00	3.01	0.00	0	3.01	0.00	0.00	13	0	13	0	13	0.00
30	Sundergarh	0.00	0.00	0.00	0.00	0.00	###	0.00	0.00	0.00	0	0	0	0	0	0.00
	Total	3296.70	0.00	0.00	3296.70	600.96	18	2695.74	0.00	2.36	788	12	800	109	691	2.27

STATE REPORT OF FINANCIAL AND PHYSICAL ACHIEVEMENT UNDER 4TH STATE FINANCE COMMISSION AWARD
During the year 2016-17 upto the month of May '16

Sl. No.	Name of the Scheme	Financial Achievement (Rs. in lakhs)								Physical achievement					Road (in Km.) CC/BT/ Water Board Maccadom / earthen
		OB as on 01.4.2016	Grant Receipt (2015-16)	Other receipt (int. etc.) 2015- 16	Total Funds	Expenditure incurred	% Exp.	Balance	UC submitted	No. of projects			Project completed	Under progress	
										Spill Over	taken up	Total			
1	2	3	4	5	6	7	8	9	10	11	12	13	14	15	16
	ZIILA PARISHAD														
1	Devolution of Funds to Z.P. under 4th SFC	1306.17	248.41	0.00	1554.58	229.90	15	1324.68	0.00	303	117	420	98	322	1.42
2	Mega piped water supply (ZP)	4000.00	0.00	0.00	4000.00	0.00	0	4000.00	0.00	1	0	1	0	1	0.00
3	Maint./ improv. of road infrastructure under 4th SFC Z P (Motor Veh. Tax)	3691.60	216.63	0.00	3908.23	628.09	16	3280.14	0.00	516	237	753	219	534	2.34
	PANCHAYAT SAMITI				0.00		#####	0.00				0		0	
4	Devolution of Funds to P.S. 4th SFC	5245.69	138.43	8.92	5393.04	757.45	14	4635.59	0.00	1288	255	1543	218	1325	3.19
5	Staff Quarters (P.S.) under 4th SFC	1476.03	34.00	0.00	1510.03	108.45	7	1401.58	0.00	54	23	77	3	74	0.00
6	Grants to P.S. towards Salary of Computer Programmers	86.09	24.61	0.00	110.70	28.26	26	82.44	0.00	0	13	13	6	7	0.00
	GRAM PANCHAYAT				0.00		#####	0.00				0		0	
7	Devolution of Funds to G.P. under 4th SFC	23396.88	827.16	7.02	24231.06	2271.54	9	21959.52	0.00	3180	2082	5262	1155	4107	6.97
8	Grants for Creation of Capital Assets of G.P. for Revenue Generation	6506.06	346.21	10.01	6862.28	163.66	2	6698.62	0.00	684	48	732	22	710	0.00
9	Maintenance of Capital Assets of G.P.	1261.95	313.50	0.00	1575.45	86.67	6	1488.78	0.00	47	30	77	5	72	0.00
10	Street Lighting (Grants for creation of Capital Assets)	1334.50	228.06	0.00	1562.56	61.02	4	1501.54	0.00	1257	372	1629	16	1613	0.00
11	Construction of Staff Quarters G.P.	2227.67	158.15	0.10	2385.92	103.77	4	2282.15	0.00	219	51	270	13	257	0.00
12	Own Source of Revenue collected by GP	197.41	262.11	1.85	461.37	164.81	35.72	296.56	0.00	0	129	129	84	45	0.00
	Grand Total	50730.05	2797.27	27.90	53555.22	4603.62	9	48951.60	0.00	7549	3357	10906	1839	9067	13.92
	FINANCIAL AND PHYSICAL ACHIEVEMENT UNDER Non-CFC & SFC GRANTS DURING THE YEAR 2015-16														
	Maint. of Roads & Brides (Panchayat Roads) (ZP&PS)	1034.11	639.92	0.00	1674.03	250.45	15	1423.58	0.00	147	431	578	100	478	0.00
	Maint. of Residential Building of PRIs (ZP, PS, DPO & SIRD)	374.50	189.50	3.00	567.00	130.40	23	436.60	0.00	31	21	52	12	40	0.00
	Maint. of Non-Residential Building (ZP, PS, DPO & SIRD)	307.27	127.51	2.50	437.28	112.00	26	325.28	0.00	24	15	39	7	32	0.00
	G. TOTAL	1715.88	956.93	5.50	2678.31	492.85	18	2185.46	0.00	202	467	669	119	550	0.00

**ABSTRACT REPORT OF FINANCIAL AND PHYSICAL ACHIEVEMENT UNDER 4TH STATE FINANCE COMMISSION AWARD
During the year 2016-17 upto the month of May '16**

Sl. No.	Name of the District	Financial Achievement (Rs. in lakhs)								Physical achievement					Road (in Km.) CC/BT/ Water Board Maccadom / earthen
		OB as on 01.4.2016	Grant Receipt (2015-16)	Other receipt (int. etc.) 2015-16	Total Funds	Expenditure incurred	% Exp.	Balance	UC submitted	No. of projects			Project completed	Under progress	
										Spill Over	taken up	Total			
1	2	3	4	5	6	7	8	9	10	11	12	13	14	15	16
1	Angul	1331.38	186.96	0.00	1518.34	32.89	2	1485.45	0.00	148	0	148	0	148	0.76
2	Balasore	4006.66	0.00	0.00	4006.66	0.00	0	4006.66	0.00	110	0	110	0	110	0.00
3	Bargarh	640.67	0.00	0.00	640.67	161.83	25	478.84	0.00	491	0	491	61	430	1.47
4	Bhadrak	1744.28	0.00	0.00	1744.28	0.00	0	1744.28	0.00	310	0	310	0	310	0.00
5	Balangir	2231.69	447.74	1.29	2680.72	676.37	25	2004.35	0.00	0	758	758	340	418	0.00
6	Boudh	343.72	0.00	0.00	343.72	102.00	30	241.72	0.00	0	0	0	0	0	0.00
7	Cuttack	1781.34	0.00	0.00	1781.34	0.00	0	1781.34	0.00	0	0	0	0	0	0.00
8	Deogarh	363.48	0.00	0.00	363.48	15.20	4	348.28	0.00	85	0	85	1	84	0.00
9	Dhenkanal	1830.01	142.46	0.00	1972.47	372.17	19	1600.30	0.00	341	92	433	147	286	3.85
10	Gajapati	1557.67	40.00	0.00	1597.67	336.25	21	1261.42	0.00	265	65	330	28	302	0.00
11	Ganjam	5549.29	13.89	0.00	5563.18	0.50	0	5562.68	0.00	0	0	0	0	0	0.00
12	Jagatsinghpur	463.96	0.00	0.00	463.96	328.74	71	135.22	0.00	0	0	0	0	0	0.00
13	Jajpur	2018.74	0.00	0.00	2018.74	0.00	0	2018.74	0.00	0	0	0	0	0	0.00
14	Jharsuguda	723.63	109.30	10.08	843.01	94.22	11	748.79	0.00	139	47	186	10	176	0.00
15	Kalahandi	2955.32	0.00	0.00	2955.32	0.00	0	2955.32	0.00	139	0	139	0	139	0.00
16	Kandhamal	1602.41	0.00	0.00	1602.41	0.00	0	1602.41	0.00	0	0	0	0	0	0.00
17	Kendrapada	2160.76	0.00	0.00	2160.76	250.25	12	1910.51	0.00	153	417	570	109	461	0.00
18	Keonjhar	3136.21	164.00	0.00	3300.21	553.91	17	2746.30	0.00	1393	0	1393	359	1034	0.00
19	Khurda	866.98	0.00	0.00	866.98	278.41	32	588.57	0.00	411	86	497	149	348	7.44
20	Koraput	2894.07	100.00	0.00	2994.07	29.86	1	2964.21	0.00	1052	0	1052	0	1052	0.00
21	Malkangiri	978.33	0.00	0.00	978.33	0.00	0	978.33	0.00	51	0	51	0	51	0.00
22	Mayurbhanj	5079.43	0.00	0.00	5079.43	290.14	6	4789.29	0.00	1838	0	1838	45	1793	0.00
23	Nawarangpur	1816.52	1.55	0.00	1818.07	108.69	6	1709.38	0.00	316	180	496	97	399	0.00
24	Nayagarh	1656.63	0.00	0.00	1656.63	0.00	0	1656.63	0.00	0	0	0	0	0	0.00
25	Nuapada	2206.40	87.60	0.00	2294.00	189.57	8	2104.43	0.00	160	7	167	7	160	0.00
26	Puri	3865.64	0.00	0.00	3865.64	178.35	5	3687.29	0.00	132	68	200	63	137	0.00
27	Rayagada	1827.03	3.10	0.00	1830.13	229.79	13	1600.34	0.00	0	550	550	113	437	0.00
28	Sambalpur	320.22	1298.37	16.21	1634.80	411.07	25	1223.73	0.00	0	920	920	272	648	0.00
29	Subarnapur	1108.75	202.30	0.00	1311.05	292.15	22	1018.90	0.00	0	167	167	38	129	0.40
30	Sundergarh	2354.60	0.00	0.00	2354.60	0.00	0	2354.60	0.00	15	0	15	0	15	0.00
	Total	59415.82	2797.27	27.58	62240.67	4932.36	8	57308.31	0.00	7549	3357	10906	1839	9067	13.92

ZILLA PARISHAD

**ZILLA PARISHAD REPORT OF FINANCIAL AND PHYSICAL ACHIEVEMENT UNDER 4TH STATE FINANCE COMMISSION AWARD
During the year 2016-17 upto the month of May '16**

Sl. No.	Name of the District	Financial Achievement (Rs. in lakhs)							Physical achievement					Road (in Km.) CC/BT/ Water Board Maccadom / earthen	
		OB as on 01.4.2016	Grant Receipt (2015-16)	Other receipt (int. etc.) 2015-16	Total Funds	Expenditure incurred	% Exp.	Balance	UC submitted	No. of projects			Project completed		Under progress
										Spill Over	taken up	Total			
1	2	3	4	5	6	7	8	9	10	11	12	13	14	15	16
1	Angul	98.36	158.36	0.00	256.72	0.00	0	256.72	0.00	0	0	0	0	0	0
2	Balasore	896.06	0.00	0.00	896.06	0.00	0	896.06	0.00	41	0	41	0	41	0
3	Bargarh	31.88	0.00	0.00	31.88	14.95	47	16.93	0.00	16	0	16	9	7	0
4	Bhadrak	500.00	0.00	0.00	500.00	0.00	0	500.00	0.00	0	0	0	0	0	0
5	Balangir	332.50	0.00	0.00	332.50	59.50	18	273.00	0.00	0	39	39	24	15	0
6	Boudh	23.24	0.00	0.00	23.24	8.00	34	15.24	0.00	0	0	0	0	0	0
7	Cuttack	0.00	0.00	0.00	0.00	0.00	###	0.00	0.00	0	0	0	0	0	0
8	Deogarh	71.68	0.00	0.00	71.68	15.20	21	56.48	0.00	25	0	25	1	24	0
9	Dhenkanal	195.16	0.00	0.00	195.16	93.17	48	101.99	0.00	41	25	66	39	27	1
10	Gajapati	135.36	0.00	0.00	135.36	30.80	23	104.56	0.00	12	30	42	3	39	0
11	Ganjam	649.78	0.00	0.00	649.78	0.00	0	649.78	0.00	0	0	0	0	0	0
12	Jagatsinghpur	0.00	0.00	0.00	0.00	0.00	###	0.00	0.00	0	0	0	0	0	0
13	Jajpur	0.00	0.00	0.00	0.00	0.00	###	0.00	0.00	0	0	0	0	0	0
14	Jharsuguda	102.49	14.53	0.00	117.02	18.80	16	98.22	0.00	20	17	37	0	37	0
15	Kalahandi	136.00	0.00	0.00	136.00	0.00	0	136.00	0.00	139	0	139	0	139	0
16	Kandhamal	0.00	0.00	0.00	0.00	0.00	###	0.00	0.00	0	0	0	0	0	0
17	Kendrapada	228.32	0.00	0.00	228.32	45.00	20	183.32	0.00	56	64	120	54	66	0
18	Keonjhar	1301.85	0.00	0.00	1301.85	182.11	14	1119.74	0.00	85	0	85	42	43	0
19	Khurda	88.48	0.00	0.00	88.48	65.55	74	22.93	0.00	44	0	44	27	17	2
20	Koraput	308.74	100.00	0.00	408.74	4.00	1	404.74	0.00	87	0	87	0	87	0
21	Malkangiri	157.88	0.00	0.00	157.88	0.00	0	157.88	0.00	0	0	0	0	0	0
22	Mayurbhanj	475.46	0.00	0.00	475.46	76.88	16	398.58	0.00	192	0	192	18	174	0
23	Nawarangpur	257.67	0.00	0.00	257.67	0.00	0	257.67	0.00	0	0	0	0	0	0
24	Nayagarh	60.00	0.00	0.00	60.00	0.00	0	60.00	0.00	0	0	0	0	0	0
25	Nuapada	1104.16	31.70	0.00	1135.86	0.00	0	1135.86	0.00	48	0	48	0	48	0
26	Puri	1314.35	0.00	0.00	1314.35	50.89	4	1263.46	0.00	0	23	23	13	10	0
27	Rayagada	237.06	0.00	0.00	237.06	87.43	37	149.63	0.00	0	67	67	24	43	0
28	Sambalpur	0.00	145.45	0.00	145.45	90.71	62	54.74	0.00	0	73	73	48	25	0
29	Subarnapur	121.34	15.00	0.00	136.34	15.00	11	121.34	0.00	0	16	16	15	1	0
30	Sundergarh	169.95	0.00	0.00	169.95	0.00	0	169.95	0.00	14	0	14	0	14	0
Total		8997.77	465.04	0.00	9462.81	857.99	9	8604.82	0.00	820	354	1174	317	857	

**Devolution of Funds to Z.P. under award of 4th SFC (ZP)
During the year 2016-17 upto the month of May '16**

Sl. No.	Name of the District	Financial Achievement (Rs. in lakhs)								Physical achievement					Road (in Km.) CC/BT/ Water Board Maccadom / earthen
		OB as on 01.4.2016	Grant Receipt (2015-16)	Other receipt (int. etc.) 2015-16	Total Funds	Expenditure incurred	% of Exp.	Balance	UC submitted	No. of projects			Project completed	Under progress	
										Spill Over	taken up	Total			
1	2	3	4	5	6	7	8	9	10	11	12	13	14	15	16
1	Angul	0.00	60.00	0.00	60.00	0.00	0	60.00	0.00	0	0	0	0	0	0.00
2	Balasore	87.00	0.00	0.00	87.00	0.00	0	87.00	0.00	31	0	31	0	31	0.00
3	Bargarh	0.00	0.00	0.00	0.00	0.00	0	0.00	0.00	0	0	0	0	0	0.00
4	Bhadrak	0.00	0.00	0.00	0.00	0.00	0	0.00	0.00	0	0	0	0	0	0.00
5	Balangir	105.00	0.00	0.00	105.00	21.00	20	84.00	0.00	0	16	16	12	4	0.00
6	Boudh	0.00	0.00	0.00	0.00	0.00	0	0.00	0.00	0	0	0	0	0	0.00
7	Cuttack	0.00	0.00	0.00	0.00	0.00	0	0.00	0.00	0	0	0	0	0	0.00
8	Deogarh	22.50	0.00	0.00	22.50	5.00	22	17.50	0.00	7	0	7	0	7	0.00
9	Dhenkanal	56.00	0.00	0.00	56.00	18.50	33	37.50	0.00	12	12	24	12	12	0.55
10	Gajapati	37.00	0.00	0.00	37.00	5.40	15	31.60	0.00	12	0	12	1	11	0.00
11	Ganjam	165.00	0.00	0.00	165.00	0.00	0	165.00	0.00	0	0	0	0	0	0.00
12	Jagatsinghpur	0.00	0.00	0.00	0.00	0.00	0	0.00	0.00	0	0	0	0	0	0.00
13	Jajpur	0.00	0.00	0.00	0.00	0.00	0	0.00	0.00	0	0	0	0	0	0.00
14	Jharsuguda	37.50	14.53	0.00	52.03	6.81	13	45.22	0.00	5	17	22	0	22	0.00
15	Kalahandi	19.50	0.00	0.00	19.50	0.00	0	19.50	0.00	45	0	45	0	45	0.00
16	Kandhamal	0.00	0.00	0.00	0.00	0.00	0	0.00	0.00	0	0	0	0	0	0.00
17	Kendrapada	38.50	0.00	0.00	38.50	15.00	39	23.50	0.00	18	0	18	10	8	0.00
18	Keonjhar	41.90	0.00	0.00	41.90	28.43	68	13.47	0.00	20	0	20	15	5	0.00
19	Khurda	20.75	0.00	0.00	20.75	14.25	69	6.50	0.00	14	0	14	6	8	0.47
20	Koraput	105.00	100.00	0.00	205.00	0.00	0	205.00	0.00	29	0	29	0	29	0.00
21	Malkangiri	52.50	0.00	0.00	52.50	0.00	0	52.50	0.00	0	0	0	0	0	0.00
22	Mayurbhanj	106.52	0.00	0.00	106.52	11.25	11	95.27	0.00	82	0	82	0	82	0.00
23	Nawarangpur	75.00	0.00	0.00	75.00	0.00	0	75.00	0.00	0	0	0	0	0	0.00
24	Nayagarh	60.00	0.00	0.00	60.00	0.00	0	60.00	0.00	0	0	0	0	0	0.00
25	Nuapada	22.50	15.00	0.00	37.50	0.00	0	37.50	0.00	14	0	14	0	14	0.00
26	Puri	82.50	0.00	0.00	82.50	17.50	21	65.00	0.00	0	8	8	5	3	0.00
27	Rayagada	82.50	0.00	0.00	82.50	37.50	45	45.00	0.00	0	15	15	2	13	0.00
28	Sambalpur	0.00	55.88	0.00	55.88	34.26	61	21.62	0.00	0	33	33	20	13	0.00
29	Subarnapur	42.00	3.00	0.00	45.00	15.00	33	30.00	0.00	0	16	16	15	1	0.40
30	Sundergarh	47.00	0.00	0.00	47.00	0.00	0	47.00	0.00	14	0	14	0	14	0.00
	Total	1306.17	248.41	0.00	1554.58	229.90	15	1324.68	0.00	303	117	420	98	322	1.42

**Mega Piped Water Supply (ZP)
During the year 2016-17 upto the month of May '16**

Sl. No.	Name of the District	Financial Achievement (Rs. in lakhs)								Physical achievement					Road (in Km.) CC/BT/ Water Board Maccadom / earthen
		OB OB as on 01.4.2016	Grant Receipt (2015-16)	Other receipt (int. etc.) 2015-16	Total Funds	Expenditure incurred	% of Exp.	Balance	UC submitted	No. of projects			Project completed	Under progress	
										Spill Over	taken up	Total			
1	2	3	4	5	6	7	8	9	10	11	12	13	14	15	16
1	Angul	0.00	0.00	0.00	0.00	0.00	0	0.00	0.00	0	0	0	0	0	
2	Balasore	500.00	0.00	0.00	500.00	0.00	0	500.00	0.00	0	0	0	0	0	
3	Bargarh	0.00	0.00	0.00	0.00	0.00	0	0.00	0.00	0	0	0	0	0	
4	Bhadrak	500.00	0.00	0.00	500.00	0.00	0	500.00	0.00	0	0	0	0	0	
5	Balangir	0.00	0.00	0.00	0.00	0.00	0	0.00	0.00	0	0	0	0	0	
6	Boudh	0.00	0.00	0.00	0.00	0.00	0	0.00	0.00	0	0	0	0	0	
7	Cuttack	0.00	0.00	0.00	0.00	0.00	0	0.00	0.00	0	0	0	0	0	
8	Deogarh	0.00	0.00	0.00	0.00	0.00	0	0.00	0.00	0	0	0	0	0	
9	Dhenkanal	0.00	0.00	0.00	0.00	0.00	0	0.00	0.00	0	0	0	0	0	
10	Gajapati	0.00	0.00	0.00	0.00	0.00	0	0.00	0.00	0	0	0	0	0	
11	Ganjam	0.00	0.00	0.00	0.00	0.00	0	0.00	0.00	0	0	0	0	0	
12	Jagatsinghpur	0.00	0.00	0.00	0.00	0.00	0	0.00	0.00	0	0	0	0	0	
13	Jajpur	0.00	0.00	0.00	0.00	0.00	0	0.00	0.00	0	0	0	0	0	
14	Jharsuguda	0.00	0.00	0.00	0.00	0.00	0	0.00	0.00	0	0	0	0	0	
15	Kalahandi	0.00	0.00	0.00	0.00	0.00	0	0.00	0.00	0	0	0	0	0	
16	Kandhamal	0.00	0.00	0.00	0.00	0.00	0	0.00	0.00	0	0	0	0	0	
17	Kendrapada	0.00	0.00	0.00	0.00	0.00	0	0.00	0.00	0	0	0	0	0	
18	Keonjhar	1000.00	0.00	0.00	1000.00	0.00	0	1000.00	0.00	0	0	0	0	0	
19	Khurda	0.00	0.00	0.00	0.00	0.00	0	0.00	0.00	0	0	0	0	0	
20	Koraput	0.00	0.00	0.00	0.00	0.00	0	0.00	0.00	0	0	0	0	0	
21	Malkangiri	0.00	0.00	0.00	0.00	0.00	0	0.00	0.00	0	0	0	0	0	
22	Mayurbhanj	0.00	0.00	0.00	0.00	0.00	0	0.00	0.00	0	0	0	0	0	
23	Nawarangpur	0.00	0.00	0.00	0.00	0.00	0	0.00	0.00	0	0	0	0	0	
24	Nayagarh	0.00	0.00	0.00	0.00	0.00	0	0.00	0.00	0	0	0	0	0	
25	Nuapada	1000.00	0.00	0.00	1000.00	0.00	0	1000.00	0.00	1	0	1	0	1	
26	Puri	1000.00	0.00	0.00	1000.00	0.00	0	1000.00	0.00	0	0	0	0	0	
27	Rayagada	0.00	0.00	0.00	0.00	0.00	0	0.00	0.00	0	0	0	0	0	
28	Sambalpur	0.00	0.00	0.00	0.00	0.00	0	0.00	0.00	0	0	0	0	0	
29	Subarnapur	0.00	0.00	0.00	0.00	0.00	0	0.00	0.00	0	0	0	0	0	
30	Sundergarh	0.00	0.00	0.00	0.00	0.00	0	0.00	0.00	0	0	0	0	0	
	Total	4000.00	0.00	0.00	4000.00	0.00	0	4000.00	0.00	1	0	1	0	1	

**Maintenance/ improvement of road infrastructure under the award of 4th SFC Zilla Parishad (Motor Vehicle Tax) (ZP)
During the year 2016-17 upto the month of May '16**

Sl. No.	Name of the District	Financial Achievement (Rs. in lakhs)								Physical achievement					Road (in Km.) CC/BT/ Water Board
		OB as on 01.4.2016	Grant Receipt (2015-16)	Other receipt (int. etc.) 2015-16	Total Funds	Expenditure incurred	% of Exp.	Balance	UC submitted	No. of projects			Project completed	Under progress	
										Spill Over	taken up	Total			
1	2	3	4	5	6	7	8	9	10	11	12	13	14	15	16
1	Angul	98.36	98.36	0.00	196.72	0.00	0	196.72	0.00	0	0	0	0	0	0.00
2	Balasore	309.06	0.00	0.00	309.06	0.00	0	309.06	0.00	10	0	10	0	10	0.00
3	Bargarh	31.88	0.00	0.00	31.88	14.95	47	16.93	0.00	16	0	16	9	7	0.44
4	Bhadrak	0.00	0.00	0.00	0.00	0.00	0	0.00	0.00	0	0	0	0	0	0.00
5	Balangir	227.50	0.00	0.00	227.50	38.50	17	189.00	0.00	0	23	23	12	11	0.00
6	Boudh	23.24	0.00	0.00	23.24	8.00	34	15.24	0.00	0	0	0	0	0	0.00
7	Cuttack	0.00	0.00	0.00	0.00	0.00	0	0.00	0.00	0	0	0	0	0	0.00
8	Deogarh	49.18	0.00	0.00	49.18	10.20	21	38.98	0.00	18	0	18	1	17	0.00
9	Dhenkanal	139.16	0.00	0.00	139.16	74.67	54	64.49	0.00	29	13	42	27	15	0.59
10	Gajapati	98.36	0.00	0.00	98.36	25.40	26	72.96	0.00	0	30	30	2	28	0.00
11	Ganjam	484.78	0.00	0.00	484.78	0.00	0	484.78	0.00	0	0	0	0	0	0.00
12	Jagatsinghpur	0.00	0.00	0.00	0.00	0.00	0	0.00	0.00	0	0	0	0	0	0.00
13	Jajpur	0.00	0.00	0.00	0.00	0.00	0	0.00	0.00	0	0	0	0	0	0.00
14	Jharsuguda	64.99	0.00	0.00	64.99	11.99	18	53.00	0.00	15	0	15	0	15	0.00
15	Kalahandi	116.50	0.00	0.00	116.50	0.00	0	116.50	0.00	94	0	94	0	94	0.00
16	Kandhamal	0.00	0.00	0.00	0.00	0.00	0	0.00	0.00	0	0	0	0	0	0.00
17	Kendrapada	189.82	0.00	0.00	189.82	30.00	16	159.82	0.00	38	64	102	44	58	0.00
18	Keonjhar	259.95	0.00	0.00	259.95	153.68	59	106.27	0.00	65	0	65	27	38	0.00
19	Khurda	67.73	0.00	0.00	67.73	51.30	76	16.43	0.00	30	0	30	21	9	1.31
20	Koraput	203.74	0.00	0.00	203.74	4.00	2	199.74	0.00	58	0	58	0	58	0.00
21	Malkangiri	105.38	0.00	0.00	105.38	0.00	0	105.38	0.00	0	0	0	0	0	0.00
22	Mayurbhanj	368.94	0.00	0.00	368.94	65.63	18	303.31	0.00	110	0	110	18	92	0.00
23	Nawarangpur	182.67	0.00	0.00	182.67	0.00	0	182.67	0.00	0	0	0	0	0	0.00
24	Nayagarh	0.00	0.00	0.00	0.00	0.00	0	0.00	0.00	0	0	0	0	0	0.00
25	Nuapada	81.66	16.70	0.00	98.36	0.00	0	98.36	0.00	33	0	33	0	33	0.00
26	Puri	231.85	0.00	0.00	231.85	33.39	14	198.46	0.00	0	15	15	8	7	0.00
27	Rayagada	154.56	0.00	0.00	154.56	49.93	32	104.63	0.00	0	52	52	22	30	0.00
28	Sambalpur	0.00	89.57	0.00	89.57	56.45	63	33.12	0.00	0	40	40	28	12	0.00
29	Subarnapur	79.34	12.00	0.00	91.34	0.00	0	91.34	0.00	0	0	0	0	0	0.00
30	Sundergarh	122.95	0.00	0.00	122.95	0.00	0	122.95	0.00	0	0	0	0	0	0.00
	Total	3691.60	216.63	0.00	3908.23	628.09	16	3280.14	0.00	516	237	753	219	534	2.34

PANCHAYAT SAMITI

PANCHAYAT SAMIT REPORT OF FINANCIAL AND PHYSICAL ACHIEVEMENT UNDER 4TH STATE FINANCE COMMISSION AWARD
During the year 2016-17 upto the month of May '16

Sl. No.	Name of the District	Financial Achievement (Rs. in lakhs)							Physical achievement					Road (in Km.) CC/BT/ Water Board Maccadom / earthen	
		OB as on 01.4.2016	Grant Receipt (2015-16)	Other receipt (int. etc.) 2015-16	Total Funds	Expenditure incurred	% Exp.	Balance	UC submitted	No. of projects			Project completed		Under progress
										Spill Over	taken up	Total			
1	2	3	4	5	6	7	8	9	10	11	12	13	14	15	16
1	Angul	144.65	28.60	0.00	173.25	0.00	0	173.25	0.00	9	0	9	0	9	1
2	Balasore	473.40	0.00	0.00	473.40	0.00	0	473.40	0.00	38	0	38	0	38	0
3	Bargarh	86.51	0.00	0.00	86.51	34.21	40	52.30	0.00	37	0	37	5	32	1
4	Bhadrak	265.95	0.00	0.00	265.95	0.00	0	265.95	0.00	79	0	79	0	79	0
5	Balangir	93.62	85.17	0.00	178.79	56.66	32	122.13	0.00	0	13	13	3	10	0
6	Boudh	41.09	0.00	0.00	41.09	15.00	37	26.09	0.00	0	0	0	0	0	0
7	Cuttack	0.00	0.00	0.00	0.00	0.00	###	0.00	0.00	0	0	0	0	0	0
8	Deogarh	0.00	0.00	0.00	0.00	0.00	###	0.00	0.00	0	0	0	0	0	0
9	Dhenkanal	238.18	0.00	0.00	238.18	54.48	23	183.70	0.00	38	20	58	28	30	0
10	Gajapati	276.83	0.00	0.00	276.83	142.85	52	133.98	0.00	112	7	119	14	105	0
11	Ganjam	1074.79	0.00	0.00	1074.79	0.00	0	1074.79	0.00	0	0	0	0	0	0
12	Jagatsinghpur	0.00	0.00	0.00	0.00	0.00	###	0.00	0.00	0	0	0	0	0	0
13	Jajpur	0.00	0.00	0.00	0.00	0.00	###	0.00	0.00	0	0	0	0	0	0
14	Jharsuguda	175.08	9.00	0.00	184.08	27.69	15	156.39	0.00	52	10	62	5	57	0
15	Kalahandi	0.00	0.00	0.00	0.00	0.00	###	0.00	0.00	0	0	0	0	0	0
16	Kandhamal	0.00	0.00	0.00	0.00	0.00	###	0.00	0.00	0	0	0	0	0	0
17	Kendrapada	308.01	0.00	0.00	308.01	62.00	20	246.01	0.00	25	0	25	2	23	0
18	Keonjhar	197.56	14.00	0.00	211.56	85.30	40	126.26	0.00	198	0	198	72	126	0
19	Khurda	115.34	0.00	0.00	115.34	36.66	32	78.68	0.00	57	14	71	32	39	1
20	Koraput	591.64	0.00	0.00	591.64	0.00	0	591.64	0.00	240	0	240	0	240	0
21	Malkangiri	193.69	0.00	0.00	193.69	0.00	0	193.69	0.00	0	0	0	0	0	0
22	Mayurbhanj	760.96	0.00	0.00	760.96	91.46	12	669.50	0.00	416	0	416	0	416	0
23	Nawarangpur	56.54	0.00	0.00	56.54	0.00	0	56.54	0.00	0	0	0	0	0	0
24	Nayagarh	274.01	0.00	0.00	274.01	0.00	0	274.01	0.00	0	0	0	0	0	0
25	Nuapada	151.90	8.00	0.00	159.90	0.00	0	159.90	0.00	22	4	26	0	26	0
26	Puri	356.77	0.00	0.00	356.77	14.50	4	342.27	0.00	18	7	25	3	22	0
27	Rayagada	122.55	0.00	0.00	122.55	39.63	32	82.92	0.00	0	9	9	0	9	0
28	Sambalpur	271.29	26.96	8.92	307.17	151.92	49	155.25	0.00	0	131	131	44	87	0
29	Subarnapur	188.15	25.31	0.00	213.46	81.80	38	131.66	0.00	0	76	76	19	57	0
30	Sundergarh	349.30	0.00	0.00	349.30	0.00	0	349.30	0.00	1	0	1	0	1	0
	Total	6807.81	197.04	8.92	7013.77	894.16	13	6119.61	0.00	1342	291	1633	227	1406	

**Devolution of Funds to P.S. under award of 4th SFC (PS)
During the year 2016-17 upto the month of May '16**

Sl. No.	Name of the District	Financial Achievement (Rs. in lakhs)							Physical achievement					Road (in Km.) CC/BT/ Water Board Maccadom / earthen	
		OB as on 01.4.2016	Grant Receipt (2015-16)	Other receipt (int. etc.) 2015-16	Total Funds	Expenditure incurred	% of Exp.	Balance	UC submitted	No. of projects			Project completed		Under progress
										Spill Over	taken up	Total			
1	2	3	4	5	6	7	8	9	10	11	12	13	14	15	16
1	Angul	127.72	28.60	0.00	156.32	0.00	0	156.32	0.00	8	0	8	0	8	0.76
2	Balasore	401.16	0.00	0.00	401.16	0.00	0	401.16	0.00	38	0	38	0	38	0.00
3	Bargarh	86.51	0.00	0.00	86.51	34.21	40	52.30	0.00	37	0	37	5	32	1.03
4	Bhadrak	240.07	0.00	0.00	240.07	0.00	0	240.07	0.00	77	0	77	0	77	0.00
5	Balangir	88.40	82.94	0.00	171.34	51.09	30	120.25	0.00	0	13	13	3	10	0.00
6	Boudh	41.09	0.00	0.00	41.09	15.00	37	26.09	0.00	0	0	0	0	0	0.00
7	Cuttack	0.00	0.00	0.00	0.00	0.00	0	0.00	0.00	0	0	0	0	0	0.00
8	Deogarh	0.00	0.00	0.00	0.00	0.00	0	0.00	0.00	0	0	0	0	0	0.00
9	Dhenkanal	224.18	0.00	0.00	224.18	51.98	23	172.20	0.00	38	19	57	28	29	0.25
10	Gajapati	156.79	0.00	0.00	156.79	65.80	42	90.99	0.00	99	0	99	12	87	0.00
11	Ganjam	762.19	0.00	0.00	762.19	0.00	0	762.19	0.00	0	0	0	0	0	0.00
12	Jagatsinghpur	0.00	0.00	0.00	0.00	0.00	0	0.00	0.00	0	0	0	0	0	0.00
13	Jajpur	0.00	0.00	0.00	0.00	0.00	0	0.00	0.00	0	0	0	0	0	0.00
14	Jharsuguda	102.74	0.00	0.00	102.74	27.60	27	75.14	0.00	50	8	58	5	53	0.00
15	Kalahandi	0.00	0.00	0.00	0.00	0.00	0	0.00	0.00	0	0	0	0	0	0.00
16	Kandhamal	0.00	0.00	0.00	0.00	0.00	0	0.00	0.00	0	0	0	0	0	0.00
17	Kendrapada	300.01	0.00	0.00	300.01	60.00	20	240.01	0.00	24	0	24	2	22	0.00
18	Keonjhar	197.56	0.00	0.00	197.56	85.30	43	112.26	0.00	198	0	198	72	126	0.00
19	Khurda	59.94	0.00	0.00	59.94	34.66	58	25.28	0.00	48	14	62	32	30	1.15
20	Koraput	362.64	0.00	0.00	362.64	0.00	0	362.64	0.00	226	0	226	0	226	0.00
21	Malkangiri	173.30	0.00	0.00	173.30	0.00	0	173.30	0.00	0	0	0	0	0	0.00
22	Mayurbhanj	612.96	0.00	0.00	612.96	81.46	13	531.50	0.00	406	0	406	0	406	0.00
23	Nawarangpur	22.45	0.00	0.00	22.45	0.00	0	22.45	0.00	0	0	0	0	0	0.00
24	Nayagarh	274.01	0.00	0.00	274.01	0.00	0	274.01	0.00	0	0	0	0	0	0.00
25	Nuapada	123.90	0.00	0.00	123.90	0.00	0	123.90	0.00	20	4	24	0	24	0.00
26	Puri	329.77	0.00	0.00	329.77	12.50	4	317.27	0.00	18	7	25	3	22	0.00
27	Rayagada	108.24	0.00	0.00	108.24	39.44	36	68.80	0.00	0	9	9	0	9	0.00
28	Sambalpur	211.29	6.89	8.92	227.10	120.03	53	107.07	0.00	0	111	111	43	68	0.00
29	Subarnapur	134.04	20.00	0.00	154.04	78.38	51	75.66	0.00	0	70	70	13	57	0.00
30	Sundergarh	104.73	0.00	0.00	104.73	0.00	0	104.73	0.00	1	0	1	0	1	0.00
	Total	5245.69	138.43	8.92	5393.04	757.45	14	4635.59	0.00	1288	255	1543	218	1325	3.19

**Staff Quarters (P.S.) under the award of 4th SFC(P.S.)
During the year 2016-17 upto the month of May '16**

Sl. No.	Name of the District	Financial Achievement (Rs. in lakhs)								Physical achievement					Road (in Km.) CC/BT/ Water Board Maccadom / earthen
		OB as on 01.4.2016	Grant Receipt (2015-16)	Other receipt (int. etc.) 2015-16	Total Funds	Expenditure incurred	% of Exp.	Balance	UC submitted	No. of projects			Project completed	Under progress	
										Spill Over	taken up	Total			
1	2	3	4	5	6	7	8	9	10	11	12	13	14	15	16
1	Angul	16.84	0.00	0.00	16.84	0.00	0	16.84	0.00	1	0	1	0	1	
2	Balasore	60.00	0.00	0.00	60.00	0.00	0	60.00	0.00	0	0	0	0	0	
3	Bargarh	0.00	0.00	0.00	0.00	0.00	0	0.00	0.00	0	0	0	0	0	
4	Bhadrak	25.88	0.00	0.00	25.88	0.00	0	25.88	0.00	2	0	2	0	2	
5	Balangir	0.00	0.00	0.00	0.00	0.00	0	0.00	0.00	0	0	0	0	0	
6	Boudh	0.00	0.00	0.00	0.00	0.00	0	0.00	0.00	0	0	0	0	0	
7	Cuttack	0.00	0.00	0.00	0.00	0.00	0	0.00	0.00	0	0	0	0	0	
8	Deogarh	0.00	0.00	0.00	0.00	0.00	0	0.00	0.00	0	0	0	0	0	
9	Dhenkanal	14.00	0.00	0.00	14.00	2.50	18	11.50	0.00	0	1	1	0	1	
10	Gajapati	115.75	0.00	0.00	115.75	75.95	66	39.80	0.00	13	0	13	2	11	
11	Ganjam	287.00	0.00	0.00	287.00	0.00	0	287.00	0.00	0	0	0	0	0	
12	Jagatsinghpur	0.00	0.00	0.00	0.00	0.00	0	0.00	0.00	0	0	0	0	0	
13	Jajpur	0.00	0.00	0.00	0.00	0.00	0	0.00	0.00	0	0	0	0	0	
14	Jharsuguda	69.00	9.00	0.00	78.00	0.00	0	78.00	0.00	2	2	4	0	4	
15	Kalahandi	0.00	0.00	0.00	0.00	0.00	0	0.00	0.00	0	0	0	0	0	
16	Kandhamal	0.00	0.00	0.00	0.00	0.00	0	0.00	0.00	0	0	0	0	0	
17	Kendrapada	8.00	0.00	0.00	8.00	2.00	25	6.00	0.00	1	0	1	0	1	
18	Keonjhar	0.00	14.00	0.00	14.00	0.00	0	14.00	0.00	0	0	0	0	0	
19	Khurda	55.40	0.00	0.00	55.40	2.00	4	53.40	0.00	9	0	9	0	9	
20	Koraput	229.00	0.00	0.00	229.00	0.00	0	229.00	0.00	14	0	14	0	14	
21	Malkangiri	18.00	0.00	0.00	18.00	0.00	0	18.00	0.00	0	0	0	0	0	
22	Mayurbhanj	148.00	0.00	0.00	148.00	10.00	7	138.00	0.00	10	0	10	0	10	
23	Nawarangpur	22.96	0.00	0.00	22.96	0.00	0	22.96	0.00	0	0	0	0	0	
24	Nayagarh	0.00	0.00	0.00	0.00	0.00	0	0.00	0.00	0	0	0	0	0	
25	Nuapada	28.00	8.00	0.00	36.00	0.00	0	36.00	0.00	2	0	2	0	2	
26	Puri	27.00	0.00	0.00	27.00	2.00	7	25.00	0.00	0	0	0	0	0	
27	Rayagada	13.20	0.00	0.00	13.20	0.00	0	13.20	0.00	0	0	0	0	0	
28	Sambalpur	60.00	0.00	0.00	60.00	14.00	23	46.00	0.00	0	20	20	1	19	
29	Subarnapur	53.00	3.00	0.00	56.00	0.00	0	56.00	0.00	0	0	0	0	0	
30	Sundergarh	225.00	0.00	0.00	225.00	0.00	0	225.00	0.00	0	0	0	0	0	
	Total	1476.03	34.00	0.00	1510.03	108.45	7	1401.58	0.00	54	23	77	3	74	

**Grants to P.S. towards Salary of Computer Programmers (P.S.)
During the year 2016-17 upto the month of May '16**

Sl. No.	Name of the District	Financial Achievement (Rs. in lakhs)							Physical achievement		
		OB as on 01.4.2016	Grant Receipt	Other receipt (int. etc.)	Total Funds	Expenditure incurred	% of Exp.	Balance	UC submitted	No. of Projects	Project complete

1	2	3	4	5	6	7	8	9	10	12	13	14	15	16	17
1	Angul	1088.37	0.00	0.00	1088.37	32.89	3	1055.48	0.00	139	0	139	0	139	0.00
2	Balasore	2637.20	0.00	0.00	2637.20	0.00	0	2637.20	0.00	31	0	31	0	31	0.00
3	Bargarh	522.28	0.00	0.00	522.28	112.67	22	409.61	0.00	438	0	438	47	391	0.00
4	Bhadrak	978.33	0.00	0.00	978.33	0.00	0	978.33	0.00	231	0	231	0	231	0.00
5	Balangir	1805.57	362.57	1.29	2169.43	560.21	26	1609.22	0.00	0	706	706	313	393	0.00
6	Boudh	279.39	0.00	0.00	279.39	79.00	28	200.39	0.00	0	0	0	0	0	0.00
7	Cuttack	0.00	0.00	0.00	0.00	0.00	###	0.00	0.00	0	0	0	0	0	0.00
8	Deogarh	291.80	0.00	0.00	291.80	0.00	0	291.80	0.00	60	0	60	0	60	0.00
9	Dhenkanal	1396.67	142.46	0.00	1539.13	224.52	15	1314.61	0.00	262	47	309	80	229	2.46
10	Gajapati	1145.48	40.00	0.00	1185.48	162.60	14	1022.88	0.00	141	28	169	11	158	0.00
11	Ganjam	3824.72	13.89	0.00	3838.61	0.50	0	3838.11	0.00	0	0	0	0	0	0.00
12	Jagatsinghpur	0.00	0.00	0.00	0.00	0.00	###	0.00	0.00	0	0	0	0	0	0.00
13	Jajpur	0.00	0.00	0.00	0.00	0.00	###	0.00	0.00	0	0	0	0	0	0.00
14	Jharsuguda	446.06	85.77	10.08	541.91	47.73	9	494.18	0.00	67	20	87	5	82	0.00
15	Kalahandi	0.00	0.00	0.00	0.00	0.00	###	0.00	0.00	0	0	0	0	0	0.00
16	Kandhamal	0.00	0.00	0.00	0.00	0.00	###	0.00	0.00	0	0	0	0	0	0.00
17	Kendrapada	1624.43	0.00	0.00	1624.43	143.25	9	1481.18	0.00	72	353	425	53	372	0.00
18	Keonjhar	1636.80	150.00	0.00	1786.80	286.50	16	1500.30	0.00	1110	0	1110	245	865	0.00
19	Khurda	663.16	0.00	0.00	663.16	176.20	27	486.96	0.00	310	72	382	90	292	4.51
20	Koraput	1993.69	0.00	0.00	1993.69	25.86	1	1967.83	0.00	725	0	725	0	725	0.00
21	Malkangiri	626.76	0.00	0.00	626.76	0.00	0	626.76	0.00	51	0	51	0	51	0.00
22	Mayurbhanj	3843.01	0.00	0.00	3843.01	121.80	3	3721.21	0.00	1230	0	1230	27	1203	0.00
23	Nawarangpur	1502.31	1.55	0.00	1503.86	108.69	7	1395.17	0.00	316	180	496	97	399	0.00
24	Nayagarh	1322.62	0.00	0.00	1322.62	0.00	0	1322.62	0.00	0	0	0	0	0	0.00
25	Nuapada	950.34	47.90	0.00	998.24	189.57	19	808.67	0.00	90	3	93	7	86	0.00
26	Puri	2194.52	0.00	0.00	2194.52	112.96	5	2081.56	0.00	114	38	152	47	105	0.00
27	Rayagada	1467.42	3.10	0.32	1470.84	102.73	7	1368.11	0.00	0	474	474	89	385	0.00
28	Sambalpur	48.93	1125.96	7.29	1182.18	168.44	14	1013.74	0.00	0	716	716	180	536	0.00
29	Subarnapur	799.26	161.99	0.00	961.25	195.35	20	765.90	0.00	0	75	75	4	71	0.00
30	Sundergarh	1835.35	0.00	0.00	1835.35	0.00	0	1835.35	0.00	0	0	0	0	0	0.00
	Total	34924.47	2135.19	18.98	37078.64	2851.47	8	34227.17	0.00	5387	2712	8099	1295	6804	6.97

**Devolution of Funds to G.P. under award of 4th SFC (GP)
During the year 2016-17 upto the month of May '16**

Sl. No.	Name of the District	Financial Achievement (Rs. in lakhs)								Physical achievement				Road (in Km.) CC/BT/ Water Board Maccadam/ earthen	
		OB as on 1.4.2016	Grant Released	Other received (int. etc.)	Total Funds	Expenditure incurred	% of Exp.	Balance	UC submitted	No. of projects			Project completed		Under progress
										Spill Over	taken up	Total			
1	2	3	4	5	6	7	8	9	10	12	13	14	15	16	17
1	Angul	760.97	0.00	0.00	760.97	23.79	3	737.18	0.00	139	0	139	0	139	0.00
2	Balasore	1780.02	0.00	0.00	1780.02	0.00	0	1780.02	0.00	29	0	29	0	29	0.00
3	Bargarh	333.67	0.00	0.00	333.67	76.29	23	257.38	0.00	123	0	123	26	97	0.00

4	Bhadrak	717.35	0.00	0.00	717.35	0.00	0	717.35	0.00	140	0	140	0	140	0.00
5	Balangir	1509.69	0.00	1.29	1510.98	429.14	28	1081.84	0.00	0	593	593	237	356	0.00
6	Boudh	135.39	0.00	0.00	135.39	45.00	33	90.39	0.00	0	0	0	0	0	0.00
7	Cuttack	0.00	0.00	0.00	0.00	0.00	0	0.00	0.00	0	0	0	0	0	0.00
8	Deogarh	291.80	0.00	0.00	291.80	0.00	0	291.80	0.00	60	0	60	0	60	0.00
9	Dhenkanal	867.14	0.00	0.00	867.14	199.11	23	668.03	0.00	238	42	280	80	200	2.46
10	Gajapati	690.41	0.00	0.00	690.41	95.50	14	594.91	0.00	110	0	110	10	100	0.00
11	Ganjam	2747.73	13.89	0.00	2761.62	0.50	0	2761.12	0.00	0	0	0	0	0	0.00
12	Jagatsinghpur	0.00	0.00	0.00	0.00	0.00	0	0.00	0.00	0	0	0	0	0	0.00
13	Jajpur	0.00	0.00	0.00	0.00	0.00	0	0.00	0.00	0	0	0	0	0	0.00
14	Jharsuguda	348.48	55.77	0.03	404.28	28.89	7	375.39	0.00	61	10	71	0	71	0.00
15	Kalahandi	0.00	0.00	0.00	0.00	0.00	0	0.00	0.00	0	0	0	0	0	0.00
16	Kandhamal	0.00	0.00	0.00	0.00	0.00	0	0.00	0.00	0	0	0	0	0	0.00
17	Kendrapada	1079.99	0.00	0.00	1079.99	85.25	8	994.74	0.00	34	101	135	53	82	0.00
18	Keonjhar	948.24	0.00	0.00	948.24	286.50	30	661.74	0.00	758	0	758	245	513	0.00
19	Khurda	462.88	0.00	0.00	462.88	135.31	29	327.57	0.00	181	72	253	78	175	4.51
20	Koraput	1338.40	0.00	0.00	1338.40	25.86	2	1312.54	0.00	452	0	452	0	452	0.00
21	Malkangiri	302.48	0.00	0.00	302.48	0.00	0	302.48	0.00	0	0	0	0	0	0.00
22	Mayurbhanj	2639.83	0.00	0.00	2639.83	107.30	4	2532.53	0.00	382	0	382	25	357	0.00
23	Nawarangpur	1049.30	0.00	0.00	1049.30	106.73	10	942.57	0.00	315	174	489	97	392	0.00
24	Nayagarh	947.56	0.00	0.00	947.56	0.00	0	947.56	0.00	0	0	0	0	0	0.00
25	Nuapada	557.26	26.40	0.00	583.66	145.92	25	437.74	0.00	44	3	47	7	40	0.00
26	Puri	1320.58	0.00	0.00	1320.58	102.46	8	1218.12	0.00	114	30	144	45	99	0.00
27	Rayagada	1068.28	0.00	0.00	1068.28	98.25	9	970.03	0.00	0	426	426	86	340	0.00
28	Sambalpur	0.00	706.10	5.70	711.80	156.84	22	554.96	0.00	0	574	574	165	409	0.00
29	Subarnapur	518.33	25.00	0.00	543.33	122.90	23	420.43	0.00	0	57	57	1	56	0.00
30	Sundergarh	981.10	0.00	0.00	981.10	0.00	0	981.10	0.00	0	0	0	0	0	0.00
	Total	23396.88	827.16	7.02	24231.06	2271.54	9	21959.52	0.00	3180	2082	5262	1155	4107	6.97

**Grants for Creation of Capital Assets of G.P. for Revenue Generation (GP)
During the year 2016-17 upto the month of May '16**

Sl. No.	Name of the District	Financial Achievement (Rs. in lakhs)								Physical achievement					Road (in Km.) CC/BT/ Water Board Maccadom/ earthen	
		OB as on 01.4.2016	Grant Released	Other received (int. etc.)	Total Funds	Expenditure incurred	% of Exp.	Balance	UC submitted	No. of projects			Project completed	Under progress		
										Spill Over	taken up	Total				
1	2	3	4	5	6	7	8	9	10	12	13	14	15	16	17	
1	Angul	220.00	0.00	0.00	220.00	0.00	0	220.00	0.00	0	0	0	0	0	0	0.00
2	Balasore	510.00	0.00	0.00	510.00	0.00	0	510.00	0.00	0	0	0	0	0	0	0.00
3	Bargarh	77.79	0.00	0.00	77.79	14.88	19	62.91	0.00	88	0	88	18	70	0.00	
4	Bhadrak	180.00	0.00	0.00	180.00	0.00	0	180.00	0.00	18	0	18	0	18	0.00	
5	Balangir	137.79	85.21	0.00	223.00	0.00	0	223.00	0.00	0	6	6	0	6	0.00	
6	Boudh	50.00	0.00	0.00	50.00	12.00	24	38.00	0.00	0	0	0	0	0	0.00	

7	Cuttack	0.00	0.00	0.00	0.00	0.00	0	0.00	0.00	0	0	0	0	0	0.00
8	Deogarh	0.00	0.00	0.00	0.00	0.00	0	0.00	0.00	0	0	0	0	0	0.00
9	Dhenkanal	308.75	0.00	0.00	308.75	17.55	6	291.20	0.00	15	5	20	0	20	0.00
10	Gajapati	234.80	40.00	0.00	274.80	35.95	13	238.85	0.00	15	2	17	1	16	0.00
11	Ganjam	820.00	0.00	0.00	820.00	0.00	0	820.00	0.00	0	0	0	0	0	0.00
12	Jagatsinghpur	0.00	0.00	0.00	0.00	0.00	0	0.00	0.00	0	0	0	0	0	0.00
13	Jajpur	0.00	0.00	0.00	0.00	0.00	0	0.00	0.00	0	0	0	0	0	0.00
14	Jharsuguda	50.00	30.00	10.00	90.00	5.00	6	85.00	0.00	5	0	5	0	5	0.00
15	Kalahandi	0.00	0.00	0.00	0.00	0.00	0	0.00	0.00	0	0	0	0	0	0.00
16	Kandhamal	0.00	0.00	0.00	0.00	0.00	0	0.00	0.00	0	0	0	0	0	0.00
17	Kendrapada	272.00	0.00	0.00	272.00	20.00	7	252.00	0.00	38	0	38	0	38	0.00
18	Keonjhar	460.00	0.00	0.00	460.00	0.00	0	460.00	0.00	49	0	49	0	49	0.00
19	Khurda	103.93	0.00	0.00	103.93	24.78	24	79.15	0.00	19	0	19	3	16	0.00
20	Koraput	380.00	0.00	0.00	380.00	0.00	0	380.00	0.00	36	0	36	0	36	0.00
21	Malkangiri	230.00	0.00	0.00	230.00	0.00	0	230.00	0.00	0	0	0	0	0	0.00
22	Mayurbhanj	426.00	0.00	0.00	426.00	0.00	0	426.00	0.00	382	0	382	0	382	0.00
23	Nawarangpur	240.00	0.00	0.00	240.00	0.00	0	240.00	0.00	0	0	0	0	0	0.00
24	Nayagarh	250.00	0.00	0.00	250.00	0.00	0	250.00	0.00	0	0	0	0	0	0.00
25	Nuapada	210.00	0.00	0.00	210.00	0.00	0	210.00	0.00	19	0	19	0	19	0.00
26	Puri	600.00	0.00	0.00	600.00	0.00	0	600.00	0.00	0	0	0	0	0	0.00
27	Rayagada	222.00	0.00	0.00	222.00	0.00	0	222.00	0.00	0	17	17	0	17	0.00
28	Sambalpur	0.00	156.00	0.01	156.01	0.00	0	156.01	0.00	0	15	15	0	15	0.00
29	Subarnapur	113.00	35.00	0.00	148.00	33.50	23	114.50	0.00	0	3	3	0	3	0.00
30	Sundergarh	410.00	0.00	0.00	410.00	0.00	0	410.00	0.00	0	0	0	0	0	0.00
	Total	6506.06	346.21	10.01	6862.28	163.66	2	6698.62	0.00	684	48	732	22	710	0.00

**Maintenance of Capital Assets of G.P.
During the year 2016-17 upto the month of May '16**

Sl. No.	Name of the District	Financial Achievement (Rs. in lakhs)								Physical achievement					Road (in Km.) CC/BT/ Water Board Maccadom/ earthen
		OB as on 1.4.2016	Grant Released	Other received (int. etc.)	Total Funds	Expenditure incurred	% of Exp.	Balance	UC submitted	No. of projects			Project completed	Under progress	
										Spill Over	taken up	Total			
1	2	3	4	5	6	7	8	9	10	12	13	14	15	16	17
1	Angul	0.10	0.00	0.00	0.10	0.10	100	0.00	0.00	0	0	0	0	0	0.00
2	Balasore	198.00	0.00	0.00	198.00	0.00	0	198.00	0.00	0	0	0	0	0	0.00
3	Bargarh	35.00	0.00	0.00	35.00	12.00	34	23.00	0.00	17	0	17	3	14	0.00
4	Bhadrak	0.00	0.00	0.00	0.00	0.00	0	0.00	0.00	0	0	0	0	0	0.00
5	Balangir	0.00	12.00	0.00	12.00	0.00	0	12.00	0.00	0	4	4	0	4	0.00
6	Boudh	94.00	0.00	0.00	94.00	22.00	23	72.00	0.00	0	0	0	0	0	0.00
7	Cuttack	0.00	0.00	0.00	0.00	0.00	0	0.00	0.00	0	0	0	0	0	0.00
8	Deogarh	0.00	0.00	0.00	0.00	0.00	0	0.00	0.00	0	0	0	0	0	0.00
9	Dhenkanal	0.00	139.50	0.00	139.50	0.00	0	139.50	0.00	0	0	0	0	0	0.00

10	Gajapati	0.00	0.00	0.00	0.00	0.00	0	0.00	0.00	0	0	0	0	0	0.00
11	Ganjam	100.21	0.00	0.00	100.21	0.00	0	100.21	0.00	0	0	0	0	0	0.00
12	Jagatsinghpur	0.00	0.00	0.00	0.00	0.00	0	0.00	0.00	0	0	0	0	0	0.00
13	Jajpur	0.00	0.00	0.00	0.00	0.00	0	0.00	0.00	0	0	0	0	0	0.00
14	Jharsuguda	0.00	0.00	0.00	0.00	0.00	0	0.00	0.00	0	0	0	0	0	0.00
15	Kalahandi	0.00	0.00	0.00	0.00	0.00	0	0.00	0.00	0	0	0	0	0	0.00
16	Kandhamal	0.00	0.00	0.00	0.00	0.00	0	0.00	0.00	0	0	0	0	0	0.00
17	Kendrapada	189.00	0.00	0.00	189.00	20.00	11	169.00	0.00	0	13	13	0	13	0.00
18	Keonjhar	0.00	150.00	0.00	150.00	0.00	0	150.00	0.00	0	0	0	0	0	0.00
19	Khurda	0.00	0.00	0.00	0.00	0.00	0	0.00	0.00	0	0	0	0	0	0.00
20	Koraput	0.00	0.00	0.00	0.00	0.00	0	0.00	0.00	0	0	0	0	0	0.00
21	Malkangiri	0.00	0.00	0.00	0.00	0.00	0	0.00	0.00	0	0	0	0	0	0.00
22	Mayurbhanj	223.00	0.00	0.00	223.00	9.00	4	214.00	0.00	23	0	23	2	21	0.00
23	Nawarangpur	54.21	0.00	0.00	54.21	0.00	0	54.21	0.00	0	0	0	0	0	0.00
24	Nayagarh	0.00	0.00	0.00	0.00	0.00	0	0.00	0.00	0	0	0	0	0	0.00
25	Nuapada	30.00	0.00	0.00	30.00	0.00	0	30.00	0.00	7	0	7	0	7	0.00
26	Puri	88.00	0.00	0.00	88.00	0.00	0	88.00	0.00	0	0	0	0	0	0.00
27	Rayagada	12.50	0.00	0.00	12.50	0.00	0	12.50	0.00	0	10	10	0	10	0.00
28	Sambalpur	0.00	6.00	0.00	6.00	0.00	0	6.00	0.00	0	3	3	0	3	0.00
29	Subarnapur	117.00	6.00	0.00	123.00	23.57	19	99.43	0.00	0	0	0	0	0	0.00
30	Sundergarh	120.93	0.00	0.00	120.93	0.00	0	120.93	0.00	0	0	0	0	0	0.00
	Total	1261.95	313.50	0.00	1575.45	86.67	6	1488.78	0.00	47	30	77	5	72	0.00

**Street Lighting (Grants for creation of Capital Assets) (GP)
During the year 2016-17 upto the month of May '16**

Sl. No.	Name of the District	Financial Achievement (Rs. in lakhs)								Physical achievement					Road (in Km.) CC/BT/ Water Board Maccadom/ earthen	
		OB as on 01.4.2016	Grant Released	Other received (int. etc.)	Total Funds	Expenditure incurred	% of Exp.	Balance	UC submitted	No. of projects			Project completed	Under progress		
										Spill Over	taken up	Total				
1	2	3	4	5	6	7	8	9	10	12	13	14	15	16	17	
1	Angul	58.17	0.00	0.00	58.17	0.00	0	58.17	0.00	0	0	0	0	0	0	0.00
2	Balasore	58.18	0.00	0.00	58.18	0.00	0	58.18	0.00	2	0	2	0	2	0.00	
3	Bargarh	54.82	0.00	0.00	54.82	0.00	0	54.82	0.00	198	0	198	0	198	0.00	
4	Bhadrak	19.55	0.00	0.00	19.55	0.00	0	19.55	0.00	62	0	62	0	62	0.00	
5	Balangir	73.94	110.56	0.00	184.50	8.00	4	176.50	0.00	0	23	23	3	20	0.00	
6	Boudh	0.00	0.00	0.00	0.00	0.00	0	0.00	0.00	0	0	0	0	0	0.00	
7	Cuttack	0.00	0.00	0.00	0.00	0.00	0	0.00	0.00	0	0	0	0	0	0.00	
8	Deogarh	0.00	0.00	0.00	0.00	0.00	0	0.00	0.00	0	0	0	0	0	0.00	
9	Dhenkanal	81.72	0.00	0.00	81.72	0.00	0	81.72	0.00	0	0	0	0	0	0.00	
10	Gajapati	25.97	0.00	0.00	25.97	5.40	21	20.57	0.00	0	25	25	0	25	0.00	
11	Ganjam	0.00	0.00	0.00	0.00	0.00	0	0.00	0.00	0	0	0	0	0	0.00	
12	Jagatsinghpur	0.00	0.00	0.00	0.00	0.00	0	0.00	0.00	0	0	0	0	0	0.00	

13	Jajpur	0.00	0.00	0.00	0.00	0.00	0	0.00	0.00	0	0	0	0	0	0.00
14	Jharsuguda	20.67	0.00	0.00	20.67	0.00	0	20.67	0.00	0	3	3	0	3	0.00
15	Kalahandi	0.00	0.00	0.00	0.00	0.00	0	0.00	0.00	0	0	0	0	0	0.00
16	Kandhamal	0.00	0.00	0.00	0.00	0.00	0	0.00	0.00	0	0	0	0	0	0.00
17	Kendrapada	59.94	0.00	0.00	59.94	11.00	18	48.94	0.00	0	230	230	0	230	0.00
18	Keonjhar	118.06	0.00	0.00	118.06	0.00	0	118.06	0.00	286	0	286	0	286	0.00
19	Khurda	48.48	0.00	0.00	48.48	5.61	12	42.87	0.00	101	0	101	8	93	0.00
20	Koraput	93.29	0.00	0.00	93.29	0.00	0	93.29	0.00	226	0	226	0	226	0.00
21	Malkangiri	0.00	0.00	0.00	0.00	0.00	0	0.00	0.00	0	0	0	0	0	0.00
22	Mayurbhanj	157.68	0.00	0.00	157.68	0.00	0	157.68	0.00	382	0	382	0	382	0.00
23	Nawarangpur	69.76	0.00	0.00	69.76	0.00	0	69.76	0.00	0	0	0	0	0	0.00
24	Nayagarh	73.06	0.00	0.00	73.06	0.00	0	73.06	0.00	0	0	0	0	0	0.00
25	Nuapada	44.58	0.00	0.00	44.58	11.15	25	33.43	0.00	0	0	0	0	0	0.00
26	Puri	94.94	0.00	0.00	94.94	10.50	11	84.44	0.00	0	8	8	2	6	0.00
27	Rayagada	56.07	0.00	0.00	56.07	3.58	6	52.49	0.00	0	21	21	3	18	0.00
28	Sambalpur	0.00	96.17	0.00	96.17	5.78	6	90.39	0.00	0	62	62	0	62	0.00
29	Subarnapur	18.30	21.33	0.00	39.63	0.00	0	39.63	0.00	0	0	0	0	0	0.00
30	Sundergarh	107.32	0.00	0.00	107.32	0.00	0	107.32	0.00	0	0	0	0	0	0.00
	Total	1334.50	228.06	0.00	1562.56	61.02	4	1501.54	0.00	1257	372	1629	16	1613	0.00

**Construction of Staff Quarters G.P.
During the year 2016-17 upto the month of May '16**

Sl. No.	Name of the District	Financial Achievement (Rs. in lakhs)								Physical achievement				
		OB as on 01.4.2016	Grant Released	Other received (int. etc.)	Total Funds	Expenditure incurred	% of Exp.	Balance	UC submitted	No. of projects			Project completed	Under progress
										Spill Over	taken up	Total		
1	2	3	4	5	6	7	8	9	10	12	13	14	15	16
1	Angul	32.50	0.00	0.00	32.50	0.00	0	32.50	0.00	0	0	0	0	0
2	Balasore	91.00	0.00	0.00	91.00	0.00	0	91.00	0.00	0	0	0	0	0
3	Bargarh	21.00	0.00	0.00	21.00	9.50	45	11.50	0.00	12	0	12	0	12
4	Bhadrak	47.38	0.00	0.00	47.38	0.00	0	47.38	0.00	11	0	11	0	11
5	Balangir	39.30	51.20	0.00	90.50	0.00	0	90.50	0.00	0	19	19	12	7
6	Boudh	0.00	0.00	0.00	0.00	0.00	0	0.00	0.00	0	0	0	0	0
7	Cuttack	0.00	0.00	0.00	0.00	0.00	0	0.00	0.00	0	0	0	0	0
8	Deogarh	0.00	0.00	0.00	0.00	0.00	0	0.00	0.00	0	0	0	0	0
9	Dhenkanal	110.50	0.00	0.00	110.50	5.96	5	104.54	0.00	9	0	9	0	9
10	Gajapati	133.80	0.00	0.00	133.80	25.75	19	108.05	0.00	16	1	17	0	17
11	Ganjam	149.50	0.00	0.00	149.50	0.00	0	149.50	0.00	0	0	0	0	0
12	Jagatsinghpur	0.00	0.00	0.00	0.00	0.00	0	0.00	0.00	0	0	0	0	0
13	Jajpur	0.00	0.00	0.00	0.00	0.00	0	0.00	0.00	0	0	0	0	0
14	Jharsuguda	12.50	0.00	0.00	12.50	0.00	0	12.50	0.00	1	0	1	0	1
15	Kalahandi	0.00	0.00	0.00	0.00	0.00	0	0.00	0.00	0	0	0	0	0

16	Kandhamal	0.00	0.00	0.00	0.00	0.00	0	0.00	0.00	0	0	0	0	0
17	Kendrapada	23.50	0.00	0.00	23.50	7.00	30	16.50	0.00	0	9	9	0	9
18	Keonjhar	110.50	0.00	0.00	110.50	0.00	0	110.50	0.00	17	0	17	0	17
19	Khurda	44.59	0.00	0.00	44.59	10.50	24	34.09	0.00	9	0	9	1	8
20	Koraput	182.00	0.00	0.00	182.00	0.00	0	182.00	0.00	11	0	11	0	11
21	Malkangiri	91.00	0.00	0.00	91.00	0.00	0	91.00	0.00	51	0	51	0	51
22	Mayurbhanj	396.50	0.00	0.00	396.50	5.50	1	391.00	0.00	61	0	61	0	61
23	Nawarangpur	89.04	0.00	0.00	89.04	1.96	2	87.08	0.00	1	6	7	0	7
24	Nayagarh	52.00	0.00	0.00	52.00	0.00	0	52.00	0.00	0	0	0	0	0
25	Nuapada	108.50	21.50	0.00	130.00	32.50	25	97.50	0.00	20	0	20	0	20
26	Puri	91.00	0.00	0.00	91.00	0.00	0	91.00	0.00	0	0	0	0	0
27	Rayagada	104.00	0.00	0.00	104.00	0.00	0	104.00	0.00	0	0	0	0	0
28	Sambalpur	48.93	75.57	0.10	124.60	0.10	0	124.50	0.00	0	16	16	0	16
29	Subarnapur	32.63	9.88	0.00	42.51	5.00	12	37.51	0.00	0	0	0	0	0
30	Sundergarh	216.00	0.00	0.00	216.00	0.00	0	216.00	0.00	0	0	0	0	0
	Total	2227.67	158.15	0.10	2385.92	103.77	4	2282.15	0.00	219	51	270	13	257

**Own Source of Revenue collected by GP
During the year 2016-17 upto the month of May '16**

Sl. No.	Name of the District	Financial Achievement (Rs. in lakhs)								Physical achievement					Road (in Km.) CC/BT/ Water Board Maccadam/ earthen
		OB as on 01.4.2016	Grant Released	Other received (int. etc.)	Total Funds	Expenditure incurred	% of Exp.	Balance	UC submitted	No. of projects			Project completed	Under progress	
										Spill Over	taken up	Total			
1	2	3	4	5	6	7	8	9	10	12	13	14	15	16	17
1	Angul	16.63	0.00	0.00	16.63	9.00	54	7.63	0.00	0	0	0	0	0	0.00
2	Balasore	0.00	0.00	0.00	0.00	0.00	###	0.00	0.00	0	0	0	0	0	0.00
3	Bargarh	0.00	0.00	0.00	0.00	0.00	###	0.00	0.00	0	0	0	0	0	0.00
4	Bhadrak	14.05	0.00	0.00	14.05	0.00	0	14.05	0.00	0	0	0	0	0	0.00
5	Balangir	44.85	103.60	0.00	148.45	123.07	83	25.38	0.00	0	61	61	61	0	0.00
6	Boudh	0.00	0.00	0.00	0.00	0.00	###	0.00	0.00	0	0	0	0	0	0.00
7	Cuttack	0.00	0.00	0.00	0.00	0.00	###	0.00	0.00	0	0	0	0	0	0.00
8	Deogarh	0.00	0.00	0.00	0.00	0.00	###	0.00	0.00	0	0	0	0	0	0.00
9	Dhenkanal	28.56	2.96	0.00	31.52	1.90	6	29.62	0.00	0	0	0	0	0	0.00
10	Gajapati	60.50	0.00	0.00	60.50	0.00	0	60.50	0.00	0	0	0	0	0	0.00
11	Ganjam	7.28	0.00	0.00	7.28	0.00	0	7.28	0.00	0	0	0	0	0	0.00
12	Jagatsinghpur	0.00	0.00	0.00	0.00	0.00	###	0.00	0.00	0	0	0	0	0	0.00
13	Jajpur	0.00	0.00	0.00	0.00	0.00	###	0.00	0.00	0	0	0	0	0	0.00
14	Jharsuguda	14.41	0.00	0.05	14.46	13.84	96	0.62	0.00	0	7	7	5	2	0.00
15	Kalahandi	0.00	0.00	0.00	0.00	0.00	###	0.00	0.00	0	0	0	0	0	0.00
16	Kandhamal	0.00	0.00	0.00	0.00	0.00	###	0.00	0.00	0	0	0	0	0	0.00
17	Kendrapada	0.00	0.00	0.00	0.00	0.00	###	0.00	0.00	0	0	0	0	0	0.00

18	Keonjhar	0.00	0.00	0.00	0.00	0.00	###	0.00	0.00	0	0	0	0	0	0.00
19	Khurda	3.28	0.00	0.00	3.28	0.00	0	3.28	0.00	0	0	0	0	0	0.00
20	Koraput	0.00	0.00	0.00	0.00	0.00	###	0.00	0.00	0	0	0	0	0	0.00
21	Malkangiri	3.28	0.00	0.00	3.28	0.00	0	3.28	0.00	0	0	0	0	0	0.00
22	Mayurbhanj	0.00	0.00	0.00	0.00	0.00	###	0.00	0.00	0	0	0	0	0	0.00
23	Nawarangpur	0.00	1.55	0.00	1.55	0.00	0	1.55	0.00	0	0	0	0	0	0.00
24	Nayagarh	0.00	0.00	0.00	0.00	0.00	###	0.00	0.00	0	0	0	0	0	0.00
25	Nuapada	0.00	0.00	0.00	0.00	0.00	###	0.00	0.00	0	0	0	0	0	0.00
26	Puri	0.00	0.00	0.00	0.00	0.00	###	0.00	0.00	0	0	0	0	0	0.00
27	Rayagada	4.57	3.10	0.32	7.99	0.90	11	7.09	0.00	0	0	0	0	0	0.00
28	Sambalpur	0.00	86.12	1.48	87.60	5.72	7	81.88	0.00	0	46	46	15	31	0.00
29	Subarnapur	0.00	64.78	0.00	64.78	10.38	16	54.40	0.00	0	15	15	3	12	0.00
30	Sundergarh	0.00	0.00	0.00	0.00	0.00	###	0.00	0.00	0	0	0	0	0	0.00
	Total	197.41	262.11	1.85	461.37	164.81	36	296.56	0.00	0	129	129	84	45	0.00

**ABSTRACT REPORT OF FINANCIAL AND PHYSICAL ACHIEVEMENT UNDER Non-CFC & SFC
During the year 2016-17 upto the month of May '16**

Sl. No.	Name of the District	Financial Achievement (Rs. in lakhs)								Physical achievement					Road (in Km.) CC/BT/Water Board Maccadam/earthen
		OB as on 01.4.2016	Grant Released	Other received (int. etc.)	Total Funds	Expenditure incurred	% of Exp.	Balance	UC submitted	No. of projects			Project completed	Under progress	
										Spill Over	taken up	Total			
1	2	3	4	5	6	7	8	9	10	11	12	13	14	15	
1	Angul	26.00	0.00	0.00	26.00	0.00	0	26.00	0.00	0	0	0	0	0	
2	Balasore	187.00	0.00	0.00	187.00	0.00	0	187.00	0.00	13	0	13	0	13	
3	Bargarh	35.00	0.00	0.00	35.00	27.00	77	8.00	0.00	13	0	13	8	5	
4	Bhadrak	8.77	0.00	0.00	8.77	0.00	0	8.77	0.00	2	0	2	0	2	
5	Balangir	0.00	0.00	0.00	0.00	0.00	###	0.00	0.00	0	0	0	0	0	
6	Boudh	12.50	0.00	0.00	12.50	12.50	100	0.00	0.00	0	0	0	0	0	
7	Cuttack	0.00	0.00	0.00	0.00	0.00	###	0.00	0.00	0	0	0	0	0	
8	Deogarh	21.50	0.00	0.00	21.50	0.00	0	21.50	0.00	0	0	0	0	0	
9	Dhenkanal	146.12	0.00	0.00	146.12	14.00	10	132.12	0.00	60	0	60	2	58	
10	Gajapati	20.00	129.00	0.00	149.00	0.00	0	149.00	0.00	0	0	0	0	0	
11	Ganjam	0.00	183.00	0.00	183.00	0.00	0	183.00	0.00	0	0	0	0	0	
12	Jagatsinghpur	0.00	0.00	0.00	0.00	0.00	###	0.00	0.00	0	0	0	0	0	
13	Jajpur	0.00	0.00	0.00	0.00	0.00	###	0.00	0.00	0	0	0	0	0	
14	Jharsuguda	50.00	3.00	0.00	53.00	11.00	21	42.00	0.00	9	0	9	0	9	
15	Kalahandi	0.00	0.00	0.00	0.00	0.00	###	0.00	0.00	0	0	0	0	0	
16	Kandhamal	0.00	0.00	0.00	0.00	0.00	###	0.00	0.00	0	0	0	0	0	
17	Kendrapada	85.39	0.00	0.00	85.39	28.00	33	57.39	0.00	0	263	263	0	263	
18	Keonjhar	305.00	0.00	0.00	305.00	19.00	6	286.00	0.00	4	0	4	0	4	
19	Khurda	46.10	0.00	0.00	46.10	18.75	41	27.35	0.00	23	0	23	13	10	
20	Koraput	143.00	0.00	0.00	143.00	0.00	0	143.00	0.00	41	0	41	0	41	

21	Malkangiri	108.00	0.00	0.00	108.00	0.00	0	108.00	0.00	0	0	0	0	0
22	Mayurbhanj	101.50	163.00	0.00	264.50	168.00	64	96.50	0.00	37	15	52	4	48
23	Nawarangpur	0.00	47.50	0.00	47.50	0.00	0	47.50	0.00	0	0	0	0	0
24	Nayagarh	0.00	0.00	0.00	0.00	0.00	###	0.00	0.00	0	0	0	0	0
25	Nuapada	108.50	34.50	0.00	143.00	0.00	0	143.00	0.00	0	5	5	0	5
26	Puri	0.00	0.00	0.00	0.00	0.00	###	0.00	0.00	0	0	0	0	0
27	Rayagada	0.00	114.50	5.50	120.00	26.00	22	94.00	0.00	0	47	47	5	42
28	Sambalpur	0.00	174.43	0.00	174.43	76.50	44	97.93	0.00	0	111	111	63	48
29	Subarnapur	68.00	98.00	0.00	166.00	92.10	55	73.90	0.00	0	26	26	24	2
30	Sundergarh	243.50	0.00	0.00	243.50	0.00	0	243.50	0.00	0	0	0	0	0
	Total	1715.88	946.93	5.50	2668.31	492.85	18	2175.46	0.00	202	467	669	119	550

**Maintanance of Roads & Brides (Panchayat Roads) (ZP & PS)
During the year 2016-17 upto the month of May '16**

Sl. No.	Name of the District	Financial Ahiement (Rs. in lakhs)							Physical achievement					Road (in Km.) CC/BT/ Water Board Maccadom/ earthen	
		OB as on 01.4.2016	Grant Released	Other received (int. etc.)	Total Funds	Expenditure incurred	% of Exp.	Balance	UC submitte d	No. of projects			Project complete d		Under progress
										Spill Over	taken up	Total			
1	2	3	4	5	6	7	8	9	10	11	12	13	14	15	16
1	Angul	26.00	0.00	0.00	26.00	0.00	0	26.00	0.00	0	0	0	0	0	0.00
2	Balasore	119.00	0.00	0.00	119.00	0.00	0	119.00	0.00	12	0	12	0	12	0.00
3	Bargarh	14.00	0.00	0.00	14.00	14.00	100	0.00	0.00	3	0	3	3	0	0.00
4	Bhadrak	0.00	0.00	0.00	0.00	0.00	0	0.00	0.00	0	0	0	0	0	0.00
5	Balangir	0.00	0.00	0.00	0.00	0.00	0	0.00	0.00	0	0	0	0	0	0.00
6	Boudh	12.50	0.00	0.00	12.50	12.50	100	0.00	0.00	0	0	0	0	0	0.00
7	Cuttack	0.00	0.00	0.00	0.00	0.00	0	0.00	0.00	0	0	0	0	0	0.00
8	Deogarh	0.00	0.00	0.00	0.00	0.00	0	0.00	0.00	0	0	0	0	0	0.00
9	Dhenkanal	146.12	0.00	0.00	146.12	14.00	10	132.12	0.00	60	0	60	2	58	0.00
10	Gajapati	20.00	129.00	0.00	149.00	0.00	0	149.00	0.00	0	0	0	0	0	0.00
11	Ganjam	0.00	193.00	0.00	193.00	0.00	0	193.00	0.00	0	0	0	0	0	0.00
12	Jagatsinghpur	0.00	0.00	0.00	0.00	0.00	0	0.00	0.00	0	0	0	0	0	0.00
13	Jajpur	0.00	0.00	0.00	0.00	0.00	0	0.00	0.00	0	0	0	0	0	0.00
14	Jharsuguda	50.00	3.00	0.00	53.00	11.00	21	42.00	0.00	9	0	9	0	9	0.00
15	Kalahandi	0.00	0.00	0.00	0.00	0.00	0	0.00	0.00	0	0	0	0	0	0.00
16	Kandhamal	0.00	0.00	0.00	0.00	0.00	0	0.00	0.00	0	0	0	0	0	0.00
17	Kendrapada	23.89	0.00	0.00	23.89	8.00	33	15.89	0.00	0	261	261	0	261	0.00
18	Keonjhar	286.00	0.00	0.00	286.00	0.00	0	286.00	0.00	0	0	0	0	0	0.00
19	Khurda	42.60	0.00	0.00	42.60	18.25	43	24.35	0.00	19	0	19	12	7	0.00
20	Koraput	32.00	0.00	0.00	32.00	0.00	0	32.00	0.00	11	0	11	0	11	0.00
21	Malkangiri	0.00	0.00	0.00	0.00	0.00	0	0.00	0.00	0	0	0	0	0	0.00
22	Mayurbhanj	83.50	0.00	0.00	83.50	24.70	30	58.80	0.00	33	0	33	2	31	0.00
23	Nawarangpur	0.00	17.50	0.00	17.50	0.00	0	17.50	0.00	0	0	0	0	0	0.00

24	Nayagarh	0.00	0.00	0.00	0.00	0.00	0	0.00	0.00	0	0	0	0	0.00	
25	Nuapada	108.50	34.50	0.00	143.00	0.00	0	143.00	0.00	0	5	5	0	5	0.00
26	Puri	0.00	0.00	0.00	0.00	0.00	0	0.00	0.00	0	0	0	0	0	0.00
27	Rayagada	0.00	49.00	0.00	49.00	23.00	47	26.00	0.00	0	38	38	0	38	0.00
28	Sambalpur	0.00	130.92	0.00	130.92	64.00	49	66.92	0.00	0	103	103	59	44	0.00
29	Subarnapur	15.00	83.00	0.00	98.00	61.00	62	37.00	0.00	0	24	24	22	2	0.00
30	Sundergarh	55.00	0.00	0.00	55.00	0.00	0	55.00	0.00	0	0	0	0	0	0.00
	Total	1034.11	639.92	0.00	1674.03	250.45	15	1423.58	0.00	147	431	578	100	478	0.00

**Maintanance of Residential Building of PRIs (ZP, PS, DPO & SIRD)
During the year 2016-17 upto the month of May '16**

Sl. No.	Name of the District	Financial Ahievement (Rs. in lakhs)								Physical achievement				
		OB as on 01.4.2016	Grant Released	Other received (int.etc.)	Total Funds	Expenditure incurred	% of Exp.	Balance	UC submitted	No. of projects			Project completed	Under progress
										Spill Over	taken up	Total		
1	2	3	4	5	6	7	8	9	10	11	12	13	14	15
1	Angul	0.00	0.00	0.00	0.00	0.00	0	0.00	0.00	0	0	0	0	0
2	Balasore	33.00	0.00	0.00	33.00	0.00	0	33.00	0.00	1	0	1	0	1
3	Bargarh	13.00	0.00	0.00	13.00	5.00	38	8.00	0.00	6	0	6	1	5
4	Bhadrak	0.00	0.00	0.00	0.00	0.00	0	0.00	0.00	0	0	0	0	0
5	Balangir	0.00	0.00	0.00	0.00	0.00	0	0.00	0.00	0	0	0	0	0
6	Boudh	0.00	0.00	0.00	0.00	0.00	0	0.00	0.00	0	0	0	0	0
7	Cuttack	0.00	0.00	0.00	0.00	0.00	0	0.00	0.00	0	0	0	0	0
8	Deogarh	9.00	0.00	0.00	9.00	0.00	0	9.00	0.00	0	0	0	0	0
9	Dhenkanal	0.00	0.00	0.00	0.00	0.00	0	0.00	0.00	0	0	0	0	0
10	Gajapati	0.00	0.00	0.00	0.00	0.00	0	0.00	0.00	0	0	0	0	0
11	Ganjam	0.00	0.00	0.00	0.00	0.00	0	0.00	0.00	0	0	0	0	0
12	Jagatsinghpur	0.00	0.00	0.00	0.00	0.00	0	0.00	0.00	0	0	0	0	0
13	Jajpur	0.00	0.00	0.00	0.00	0.00	0	0.00	0.00	0	0	0	0	0
14	Jharsuguda	0.00	0.00	0.00	0.00	0.00	0	0.00	0.00	0	0	0	0	0
15	Kalahandi	0.00	0.00	0.00	0.00	0.00	0	0.00	0.00	0	0	0	0	0
16	Kandhamal	0.00	0.00	0.00	0.00	0.00	0	0.00	0.00	0	0	0	0	0
17	Kendrapada	13.00	0.00	0.00	13.00	5.00	38	8.00	0.00	0	0	0	0	0
18	Keonjhar	9.00	0.00	0.00	9.00	9.00	100	0.00	0.00	3	0	3	0	3
19	Khurda	1.50	0.00	0.00	1.50	0.50	33	1.00	0.00	2	0	2	1	1
20	Koraput	76.00	0.00	0.00	76.00	0.00	0	76.00	0.00	16	0	16	0	16
21	Malkangiri	108.00	0.00	0.00	108.00	0.00	0	108.00	0.00	0	0	0	0	0
22	Mayurbhanj	13.00	98.00	0.00	111.00	78.30	71	32.70	0.00	3	9	12	2	10
23	Nawarangpur	0.00	30.00	0.00	30.00	0.00	0	30.00	0.00	0	0	0	0	0
24	Nayagarh	0.00	0.00	0.00	0.00	0.00	0	0.00	0.00	0	0	0	0	0
25	Nuapada	0.00	0.00	0.00	0.00	0.00	0	0.00	0.00	0	0	0	0	0

26	Puri	0.00	0.00	0.00	0.00	0.00	0	0.00	0.00	0	0	0	0	0
27	Rayagada	0.00	23.00	3.00	26.00	3.00	12	23.00	0.00	0	5	5	4	1
28	Sambalpur	0.00	38.50	0.00	38.50	10.00	26	28.50	0.00	0	6	6	3	3
29	Subarnapur	48.00	0.00	0.00	48.00	19.60	41	28.40	0.00	0	1	1	1	0
30	Sundergarh	51.00	0.00	0.00	51.00	0.00	0	51.00	0.00	0	0	0	0	0
	Total	374.50	189.50	3.00	567.00	130.40	23	436.60	0.00	31	21	52	12	40

**Maintenance of Non-Residential Building (ZP, PS, DPO & SIRD)
During the year 2016-17 upto the month of May '16**

Sl. No.	Name of the District	Financial Achievement (Rs. in lakhs)								Physical achievement				
		OB as on 01.4.2016	Grant Released	Other received (int. etc.)	Total Funds	Expenditure incurred	% of Exp.	Balance	UC submitted	No. of projects			Project completed	Under progress
										Spill Over	taken up	Total		
1	2	3	4	5	6	7	8	9	10	11	12	13	14	15
1	Angul	0.00	0.00	0.00	0.00	0.00	0	0.00	0.00	0	0	0	0	0
2	Balasore	35.00	0.00	0.00	35.00	0.00	0	35.00	0.00	0	0	0	0	0
3	Bargarh	8.00	0.00	0.00	8.00	8.00	100	0.00	0.00	4	0	4	4	0
4	Bhadrak	8.77	0.00	0.00	8.77	0.00	0	8.77	0.00	2	0	2	0	2
5	Balangir	0.00	0.00	0.00	0.00	0.00	0	0.00	0.00	0	0	0	0	0
6	Boudh	0.00	0.00	0.00	0.00	0.00	0	0.00	0.00	0	0	0	0	0
7	Cuttack	0.00	0.00	0.00	0.00	0.00	0	0.00	0.00	0	0	0	0	0
8	Deogarh	12.50	0.00	0.00	12.50	0.00	0	12.50	0.00	0	0	0	0	0
9	Dhenkanal	0.00	0.00	0.00	0.00	0.00	0	0.00	0.00	0	0	0	0	0
10	Gajapati	0.00	0.00	0.00	0.00	0.00	0	0.00	0.00	0	0	0	0	0
11	Ganjam	0.00	0.00	0.00	0.00	0.00	0	0.00	0.00	0	0	0	0	0
12	Jagatsinghpur	0.00	0.00	0.00	0.00	0.00	0	0.00	0.00	0	0	0	0	0
13	Jajpur	0.00	0.00	0.00	0.00	0.00	0	0.00	0.00	0	0	0	0	0
14	Jharsuguda	0.00	0.00	0.00	0.00	0.00	0	0.00	0.00	0	0	0	0	0
15	Kalahandi	0.00	0.00	0.00	0.00	0.00	0	0.00	0.00	0	0	0	0	0
16	Kandhamal	0.00	0.00	0.00	0.00	0.00	0	0.00	0.00	0	0	0	0	0
17	Kendrapada	48.50	0.00	0.00	48.50	15.00	31	33.50	0.00	0	2	2	0	2
18	Keonjhar	10.00	0.00	0.00	10.00	10.00	100	0.00	0.00	1	0	1	0	1
19	Khurda	2.00	0.00	0.00	2.00	0.00	0	2.00	0.00	2	0	2	0	2
20	Koraput	35.00	0.00	0.00	35.00	0.00	0	35.00	0.00	14	0	14	0	14
21	Malkangiri	0.00	0.00	0.00	0.00	0.00	0	0.00	0.00	0	0	0	0	0
22	Mayurbhanj	5.00	65.00	0.00	70.00	65.00	93	5.00	0.00	1	6	7	0	7
23	Nawarangpur	0.00	0.00	0.00	0.00	0.00	0	0.00	0.00	0	0	0	0	0
24	Nayagarh	0.00	0.00	0.00	0.00	0.00	0	0.00	0.00	0	0	0	0	0
25	Nuapada	0.00	0.00	0.00	0.00	0.00	0	0.00	0.00	0	0	0	0	0
26	Puri	0.00	0.00	0.00	0.00	0.00	0	0.00	0.00	0	0	0	0	0
27	Rayagada	0.00	42.50	2.50	45.00	0.00	0	45.00	0.00	0	4	4	1	3
28	Sambalpur	0.00	5.01	0.00	5.01	2.50	50	2.51	0.00	0	2	2	1	1

29	Subarnapur	5.00	15.00	0.00	20.00	11.50	58	8.50	0.00	0	1	1	1	0
30	Sundergarh	137.50	0.00	0.00	137.50	0.00	0	137.50	0.00	0	0	0	0	0
	Total	307.27	127.51	2.50	437.28	112.00	26	325.28	0.00	24	15	39	7	32

ABSTRACT REPORT OF FINANCIAL AND PHYSICAL ACHIEVEMENT UNDER 3rd STATE FINANCE COMMISSION AWARD

During the year 2016-17 upto the month of June '16

Sl. No.	Name of the District	Financial Achievement (Rs. in lakhs)								Physical achievement						Road (in Km.) CC/BT/ Water Board Maccadam /
		OB as on 01.04.2016	Grant Released	Other received (int. etc.)	Total Funds	Expenditure incurred	% of Exp.	Balance	UC submitted	Balance UC to be submit	No. of projects			Project completed	Under progress	
											Spill Over	taken up	Total			
1	2	3	4	5	6	7	8	9	10	11	12	13	14	15	16	17
1	Angul	0.00	0.00	0.00	0.00	0.00	###	0.00	0.00	0.00	0	0	0	0	0	0.00
2	Balasore	61.26	0.00	0.00	61.26	8.95	15	52.31	0.00	0.00	32	0	32	3	29	0.00
3	Bargarh	0.00	0.00	0.00	0.00	0.00	###	0.00	0.00	0.00	0	0	0	0	0	0.00
4	Bhadrak	79.00	0.00	0.00	79.00	64.00	81	15.00	0.00	0.00	51	0	51	51	0	0.00
5	Balangir	0.00	0.00	0.00	0.00	0.00	###	0.00	0.00	0.00	0	0	0	0	0	0.00
6	Boudh	0.00	0.00	0.00	0.00	0.00	0	0.00	0.00	0.00	0	0	0	0	0	0.00
7	Cuttack	3.76	0.00	0.00	3.76	0.00	0	3.76	0.00	0.00	3	0	3	0	3	0.00
8	Deogarh	0.00	0.00	0.00	0.00	0.00	0	0.00	0.00	0.00	0	0	0	0	0	0.00
9	Dhenkanal	119.48	0.00	0.00	119.48	20.49	17	98.99	0.00	0.00	48	0	48	9	39	0.20
10	Gajapati	0.00	0.00	0.00	0.00	0.00	0	0.00	0.00	0.00	0	0	0	0	0	0.00
11	Ganjam	1.41	0.00	0.00	1.41	0.40	28	1.01	0.00	2.36	6	0	6	0	6	0.00
12	Jagatsinghpur	166.25	0.00	0.00	166.25	74.22	45	92.03	0.00	0.00	57	0	57	27	30	2.40
13	Jajpur	18.06	0.00	0.00	18.06	0.00	0	18.06	0.00	0.00	9	0	9	0	9	0.00
14	Jharsuguda	308.70	0.00	0.00	308.70	7.63	2	301.07	0.00	0.00	12	11	23	2	21	0.00
15	Kalahandi	952.32	0.00	0.00	952.32	0.00	0	952.32	0.00	0.00	222	0	222	0	222	0.00
16	Kandhamal	0.00	0.00	0.00	0.00	0.00	###	0.00	0.00	0.00	0	0	0	0	0	0.00
17	Kendrapada	3.00	0.00	0.00	3.00	0.00	0	3.00	0.00	0.00	2	0	2	0	2	0.00
18	Keonjhar	0.00	0.00	0.00	0.00	0.00	0	0.00	0.00	0.00	0	0	0	0	0	0.00
19	Khurda	13.91	0.00	0.00	13.91	0.00	0	13.91	0.00	0.00	18	0	18	0	18	0.00
20	Koraput	410.95	0.00	0.00	410.95	52.40	13	358.55	0.00	0.00	117	0	117	7	110	0.00
21	Malkangiri	0.00	0.00	0.00	0.00	0.00	0	0.00	0.00	0.00	0	0	0	0	0	0.00
22	Mayurbhanj	130.44	0.00	0.00	130.44	95.94	74	34.50	0.00	0.00	16	0	16	7	9	0.00
23	Nawarangpur	198.17	0.00	0.00	198.17	0.00	0	198.17	0.00	0.00	33	0	33	0	33	0.00
24	Nayagarh	0.00	0.00	0.00	0.00	0.00	###	0.00	0.00	0.00	0	0	0	0	0	0.00
25	Nuapada	0.00	0.00	0.00	0.00	0.00	0	0.00	0.00	0.00	0	0	0	0	0	0.00
26	Puri	0.00	0.00	0.00	0.00	0.00	###	0.00	0.00	0.00	0	0	0	0	0	0.00
27	Rayagada	71.58	0.00	0.00	71.58	27.00	38	44.58	0.00	0.00	11	0	11	0	11	0.00
28	Sambalpur	77.92	0.00	0.00	77.92	0.00	0	77.92	0.00	0.00	32	0	32	0	32	0.00
29	Subarnapur	0.55	0.00	0.00	0.55	0.00	0	0.55	0.00	0.00	6	0	6	0	6	0.00
30	Sundergarh	0.00	0.00	0.00	0.00	0.00	###	0.00	0.00	0.00	0	0	0	0	0	0.00
	Total	2616.76	0.00	0.00	2616.76	351.03	13	2265.73	0.00	2.36	675	11	686	106	580	2.60

3RD STATE FINANCE COMMISSION AWARD FOR DEVOLUTION OF FUNDS (ZP SHARE)
During the year 2016-17 upto the month of June '16

Sl. No.	Name of the District	Financial Achievement (Rs. in lakhs)								Physical achievement					Road (in Km.) CC/BT/ Water Board Maccadom/	
		OB as on 01.04.2016	Grant Released	Other received (int. etc.)	Total Funds	Expenditure incurred	% of Exp.	Balance	UC submitted	Balance UC to be submit	No. of projects			Project completed		Under progress
											Spill Over	taken up	Total			
1	2	3	4	5	6	7	8	9	10	11	12	13	14	15	16	17
1	Angul	0.00	0.00	0.00	0.00	0.00	0	0.00	0.00	0.00	0	0	0	0	0	0.00
2	Balasore	10.74	0.00	0.00	10.74	3.00	28	7.74	0.00	0.00	6	0	6	1	5	0.00
3	Bargarh	0.00	0.00	0.00	0.00	0.00	0	0.00	0.00	0.00	0	0	0	0	0	0.00
4	Bhadrak	0.00	0.00	0.00	0.00	0.00	0	0.00	0.00	0.00	0	0	0	0	0	0.00
5	Balangir	0.00	0.00	0.00	0.00	0.00	0	0.00	0.00	0.00	0	0	0	0	0	0.00
6	Boudh	0.00	0.00	0.00	0.00	0.00	0	0.00	0.00	0.00	0	0	0	0	0	0.00
7	Cuttack	0.56	0.00	0.00	0.56	0.00	0	0.56	0.00	0.00	1	0	1	0	1	0.00
8	Deogarh	0.00	0.00	0.00	0.00	0.00	0	0.00	0.00	0.00	0	0	0	0	0	0.00
9	Dhenkanal	13.25	0.00	0.00	13.25	3.35	25	9.90	0.00	0.00	7	0	7	2	5	0.10
10	Gajapati	0.00	0.00	0.00	0.00	0.00	0	0.00	0.00	0.00	0	0	0	0	0	0.00
11	Ganjam	0.94	0.00	0.00	0.94	0.30	32	0.64	0.00	0.00	4	0	4	0	4	0.00
12	Jagatsinghpur	5.00	0.00	0.00	5.00	5.00	100	0.00	0.00	0.00	5	0	5	1	4	0.00
13	Jajpur	0.00	0.00	0.00	0.00	0.00	0	0.00	0.00	0.00	0	0	0	0	0	0.00
14	Jharsuguda	6.46	0.00	0.00	6.46	1.32	20	5.14	0.00	0.00	2	0	2	1	1	0.00
15	Kalahandi	93.98	0.00	0.00	93.98	0.00	0	93.98	0.00	0.00	0	0	0	0	0	0.00
16	Kandhamal	0.00	0.00	0.00	0.00	0.00	0	0.00	0.00	0.00	0	0	0	0	0	0.00
17	Kendrapada	0.00	0.00	0.00	0.00	0.00	0	0.00	0.00	0.00	0	0	0	0	0	0.00
18	Keonjhar	0.00	0.00	0.00	0.00	0.00	0	0.00	0.00	0.00	0	0	0	0	0	0.00
19	Khurda	0.00	0.00	0.00	0.00	0.00	0	0.00	0.00	0.00	0	0	0	0	0	0.00
20	Koraput	0.00	0.00	0.00	0.00	0.00	0	0.00	0.00	0.00	0	0	0	0	0	0.00
21	Malkangiri	0.00	0.00	0.00	0.00	0.00	0	0.00	0.00	0.00	0	0	0	0	0	0.00
22	Mayurbhanj	0.00	0.00	0.00	0.00	0.00	0	0.00	0.00	0.00	0	0	0	0	0	0.00
23	Nawarangpur	0.00	0.00	0.00	0.00	0.00	0	0.00	0.00	0.00	0	0	0	0	0	0.00
24	Nayagarh	0.00	0.00	0.00	0.00	0.00	0	0.00	0.00	0.00	0	0	0	0	0	0.00
25	Nuapada	0.00	0.00	0.00	0.00	0.00	0	0.00	0.00	0.00	0	0	0	0	0	0.00
26	Puri	0.00	0.00	0.00	0.00	0.00	0	0.00	0.00	0.00	0	0	0	0	0	0.00
27	Rayagada	0.00	0.00	0.00	0.00	0.00	0	0.00	0.00	0.00	0	0	0	0	0	0.00
28	Sambalpur	0.00	0.00	0.00	0.00	0.00	0	0.00	0.00	0.00	0	0	0	0	0	0.00
29	Subarnapur	0.00	0.00	0.00	0.00	0.00	0	0.00	0.00	0.00	0	0	0	0	0	0.00
30	Sundergarh	0.00	0.00	0.00	0.00	0.00	0	0.00	0.00	0.00	0	0	0	0	0	0.00
Total		130.93	0.00	0.00	130.93	12.97	10	117.96	0.00	0.00	25	0	25	5	20	0.10

3RD STATE FINANCE COMMISSION AWARD FOR DEVOLUTION OF FUNDS (GP SHARE)

During the year 2016-17 upto the month of June '16

Sl. No.	Name of the District	Financial Achievement (Rs. in lakhs)								Physical achievement					Road (in Km.) CC/BT/ Water Board Maccadam/ earthen	
		OB as on 01.04.2016	Grant Released	Other received (int. etc.)	Total Funds	Expenditure incurred	% of Exp.	Balance	UC submitted	Balance UC to be submit	No. of projects			Project completed		Under progress
											Spill Over	taken up	Total			
1	2	3	4	5	6	7	8	9	10	11	12	13	14	15	16	17
1	Angul	0.00	0.00	0.00	0.00	0.00	0	0.00	0.00	0.00	0	0	0	0	0	0.00
2	Balasore	0.00	0.00	0.00	0.00	0.00	0	0.00	0.00	0.00	0	0	0	0	0	0.00
3	Bargarh	0.00	0.00	0.00	0.00	0.00	0	0.00	0.00	0.00	0	0	0	0	0	0.00
4	Bhadrak	0.00	0.00	0.00	0.00	0.00	0	0.00	0.00	0.00	0	0	0	0	0	0.00
5	Balangir	0.00	0.00	0.00	0.00	0.00	0	0.00	0.00	0.00	0	0	0	0	0	0.00
6	Boudh	0.00	0.00	0.00	0.00	0.00	0	0.00	0.00	0.00	0	0	0	0	0	0.00
7	Cuttack	0.00	0.00	0.00	0.00	0.00	0	0.00	0.00	0.00	0	0	0	0	0	0.00
8	Deogarh	0.00	0.00	0.00	0.00	0.00	0	0.00	0.00	0.00	0	0	0	0	0	0.00
9	Dhenkanal	0.00	0.00	0.00	0.00	0.00	0	0.00	0.00	0.00	0	0	0	0	0	0.00
10	Gajapati	0.00	0.00	0.00	0.00	0.00	0	0.00	0.00	0.00	0	0	0	0	0	0.00
11	Ganjam	0.00	0.00	0.00	0.00	0.00	0	0.00	0.00	0.00	0	0	0	0	0	0.00
12	Jagatsinghpur	0.00	0.00	0.00	0.00	0.00	0	0.00	0.00	0.00	0	0	0	0	0	0.00
13	Jajpur	0.00	0.00	0.00	0.00	0.00	0	0.00	0.00	0.00	0	0	0	0	0	0.00
14	Jharsuguda	27.28	0.00	0.00	27.28	0.00	0	27.28	0.00	0.00	0	0	0	0	0	0.00
15	Kalahandi	0.00	0.00	0.00	0.00	0.00	0	0.00	0.00	0.00	0	0	0	0	0	0.00
16	Kandhamal	0.00	0.00	0.00	0.00	0.00	0	0.00	0.00	0.00	0	0	0	0	0	0.00
17	Kendrapada	0.00	0.00	0.00	0.00	0.00	0	0.00	0.00	0.00	0	0	0	0	0	0.00
18	Keonjhar	0.00	0.00	0.00	0.00	0.00	0	0.00	0.00	0.00	0	0	0	0	0	0.00
19	Khurda	0.00	0.00	0.00	0.00	0.00	0	0.00	0.00	0.00	0	0	0	0	0	0.00
20	Koraput	0.00	0.00	0.00	0.00	0.00	0	0.00	0.00	0.00	0	0	0	0	0	0.00
21	Malkangiri	0.00	0.00	0.00	0.00	0.00	0	0.00	0.00	0.00	0	0	0	0	0	0.00
22	Mayurbhanj	0.00	0.00	0.00	0.00	0.00	0	0.00	0.00	0.00	0	0	0	0	0	0.00
23	Nawarangpur	81.49	0.00	0.00	81.49	0.00	0	81.49	0.00	0.00	28	0	28	0	28	0.00
24	Nayagarh	0.00	0.00	0.00	0.00	0.00	0	0.00	0.00	0.00	0	0	0	0	0	0.00
25	Nuapada	0.00	0.00	0.00	0.00	0.00	0	0.00	0.00	0.00	0	0	0	0	0	0.00
26	Puri	0.00	0.00	0.00	0.00	0.00	0	0.00	0.00	0.00	0	0	0	0	0	0.00
27	Rayagada	0.00	0.00	0.00	0.00	0.00	0	0.00	0.00	0.00	0	0	0	0	0	0.00
28	Sambalpur	6.68	0.00	0.00	6.68	0.00	0	6.68	0.00	0.00	6	0	6	0	6	0.00
29	Subarnapur	0.00	0.00	0.00	0.00	0.00	0	0.00	0.00	0.00	0	0	0	0	0	0.00
30	Sundergarh	0.00	0.00	0.00	0.00	0.00	0	0.00	0.00	0.00	0	0	0	0	0	0.00
Total		115.45	0.00	0.00	115.45	0.00	0	115.45	0.00	0.00	34	0	34	0	34	0.00

**3RD STATE FINANCE COMMISSION AWARD FOR DEVOLUTION OF FUNDS (PS SHARE)
During the year 2016-17 upto the month of June '16**

Sl. No.	Name of the District	Financial Achievement (Rs. in lakhs)								Physical achievement					Road (in Km.) CC/BT/ Water Board Maccadom/ earthen	
		OB as on 1.4.2016	Grant Released	Other received (int. etc.)	Total Funds	Expenditure incurred	% of Exp.	Balance	UC submitted	Balance UC to be submit	No. of projects			Project completed		Under progress
											Spill Over	taken up	Total			
1	2	3	4	5	6	7	8	9	10	11	12	13	14	15	16	17
1	Angul	0.00	0.00	0.00	0.00	0.00	0	0.00	0.00	0.00	0	0	0	0	0	0.00
2	Balasore	0.00	0.00	0.00	0.00	0.00	0	0.00	0.00	0.00	0	0	0	0	0	0.00
3	Bargarh	0.00	0.00	0.00	0.00	0.00	0	0.00	0.00	0.00	0	0	0	0	0	0.00
4	Bhadrak	0.00	0.00	0.00	0.00	0.00	0	0.00	0.00	0.00	0	0	0	0	0	0.00
5	Balangir	0.00	0.00	0.00	0.00	0.00	0	0.00	0.00	0.00	0	0	0	0	0	0.00
6	Boudh	0.00	0.00	0.00	0.00	0.00	0	0.00	0.00	0.00	0	0	0	0	0	0.00
7	Cuttack	0.00	0.00	0.00	0.00	0.00	0	0.00	0.00	0.00	0	0	0	0	0	0.00
8	Deogarh	0.00	0.00	0.00	0.00	0.00	0	0.00	0.00	0.00	0	0	0	0	0	0.00
9	Dhenkanal	0.00	0.00	0.00	0.00	0.00	0	0.00	0.00	0.00	0	0	0	0	0	0.00
10	Gajapati	0.00	0.00	0.00	0.00	0.00	0	0.00	0.00	0.00	0	0	0	0	0	0.00
11	Ganjam	0.00	0.00	0.00	0.00	0.00	0	0.00	0.00	0.00	0	0	0	0	0	0.00
12	Jagatsinghpur	0.00	0.00	0.00	0.00	0.00	0	0.00	0.00	0.00	0	0	0	0	0	0.00
13	Jajpur	0.00	0.00	0.00	0.00	0.00	0	0.00	0.00	0.00	0	0	0	0	0	0.00
14	Jharsuguda	0.00	0.00	0.00	0.00	0.00	0	0.00	0.00	0.00	0	0	0	0	0	0.00
15	Kalahandi	0.00	0.00	0.00	0.00	0.00	0	0.00	0.00	0.00	0	0	0	0	0	0.00
16	Kandhamal	0.00	0.00	0.00	0.00	0.00	0	0.00	0.00	0.00	0	0	0	0	0	0.00
17	Kendrapada	0.00	0.00	0.00	0.00	0.00	0	0.00	0.00	0.00	0	0	0	0	0	0.00
18	Keonjhar	0.00	0.00	0.00	0.00	0.00	0	0.00	0.00	0.00	0	0	0	0	0	0.00
19	Khurda	0.00	0.00	0.00	0.00	0.00	0	0.00	0.00	0.00	0	0	0	0	0	0.00
20	Koraput	0.00	0.00	0.00	0.00	0.00	0	0.00	0.00	0.00	0	0	0	0	0	0.00
21	Malkangiri	0.00	0.00	0.00	0.00	0.00	0	0.00	0.00	0.00	0	0	0	0	0	0.00
22	Mayurbhanj	0.00	0.00	0.00	0.00	0.00	0	0.00	0.00	0.00	0	0	0	0	0	0.00
23	Nawarangpur	0.00	0.00	0.00	0.00	0.00	0	0.00	0.00	0.00	0	0	0	0	0	0.00
24	Nayagarh	0.00	0.00	0.00	0.00	0.00	0	0.00	0.00	0.00	0	0	0	0	0	0.00
25	Nuapada	0.00	0.00	0.00	0.00	0.00	0	0.00	0.00	0.00	0	0	0	0	0	0.00
26	Puri	0.00	0.00	0.00	0.00	0.00	0	0.00	0.00	0.00	0	0	0	0	0	0.00
27	Rayagada	0.00	0.00	0.00	0.00	0.00	0	0.00	0.00	0.00	0	0	0	0	0	0.00
28	Sambalpur	0.00	0.00	0.00	0.00	0.00	0	0.00	0.00	0.00	0	0	0	0	0	0.00
29	Subarnapur	0.00	0.00	0.00	0.00	0.00	0	0.00	0.00	0.00	0	0	0	0	0	0.00
30	Sundergarh	0.00	0.00	0.00	0.00	0.00	0	0.00	0.00	0.00	0	0	0	0	0	0.00
	Total	0.00	0.00	0.00	0.00	0.00	##	0.00	0.00	0.00	0	0	0	0	0	0.00

**3RD STATE FINANCE COMMISSION AWARD FOR UNTIED FUNDS
During the year 2016-17 upto the month of June '16**

Sl. No.	Name of the District	Financial Achievement (Rs. in lakhs)									Physical achievement					Road (in Km.) CC/BT/ Water Board Maccadom/ earthen
		OB as on 01.4.2016	Grant Released	Other received (int. etc.)	Total Funds	Expenditure incurred	% of Exp.	Balance	UC submitted	Balance UC to be submit	No. of projects			Project completed	Under progress	
											Spill Over	taken up	Total			
1	2	3	4	5	6	7	8	9	10	11	12	13	14	15	16	17
1	Angul	0.00	0.00	0.00	0.00	0.00	0	0.00	0.00	0.00	0	0	0	0	0	0.00
2	Balasore	32.33	0.00	0.00	32.33	4.73	15	27.60	0.00	0.00	17	0	17	1	16	0.00
3	Bargarh	0.00	0.00	0.00	0.00	0.00	0	0.00	0.00	0.00	0	0	0	0	0	0.00
4	Bhadrak	0.00	0.00	0.00	0.00	0.00	0	0.00	0.00	0.00	0	0	0	0	0	0.00
5	Balangir	0.00	0.00	0.00	0.00	0.00	0	0.00	0.00	0.00	0	0	0	0	0	0.00
6	Boudh	0.00	0.00	0.00	0.00	0.00	0	0.00	0.00	0.00	0	0	0	0	0	0.00
7	Cuttack	0.00	0.00	0.00	0.00	0.00	0	0.00	0.00	0.00	0	0	0	0	0	0.00
8	Deogarh	0.00	0.00	0.00	0.00	0.00	0	0.00	0.00	0.00	0	0	0	0	0	0.00
9	Dhenkanal	42.26	0.00	0.00	42.26	13.64	32	28.62	0.00	0.00	13	0	13	4	9	0.00
10	Gajapati	0.00	0.00	0.00	0.00	0.00	0	0.00	0.00	0.00	0	0	0	0	0	0.00
11	Ganjam	0.00	0.00	0.00	0.00	0.00	3	0.00	0.00	0.00	0	0	0	0	0	0.00
12	Jagatsinghpur	43.31	0.00	0.00	43.31	5.10	12	38.21	0.00	0.00	3	0	3	0	3	0.00
13	Jajpur	0.00	0.00	0.00	0.00	0.00	0	0.00	0.00	0.00	0	0	0	0	0	0.00
14	Jharsuguda	0.00	0.00	0.00	0.00	0.00	0	0.00	0.00	0.00	0	0	0	0	0	0.00
15	Kalahandi	431.31	0.00	0.00	431.31	0.00	0	431.31	0.00	0.00	0	0	0	0	0	0.00
16	Kandhamal	0.00	0.00	0.00	0.00	0.00	0	0.00	0.00	0.00	0	0	0	0	0	0.00
17	Kendrapada	0.00	0.00	0.00	0.00	0.00	0	0.00	0.00	0.00	0	0	0	0	0	0.00
18	Keonjhar	0.00	0.00	0.00	0.00	0.00	0	0.00	0.00	0.00	0	0	35	0	35	0.00
19	Khurda	0.00	0.00	0.00	0.00	0.00	0	0.00	0.00	0.00	0	0	0	0	0	0.00
20	Koraput	234.00	0.00	0.00	234.00	28.50	12	205.50	0.00	0.00	32	0	32	7	25	0.00
21	Malkangiri	0.00	0.00	0.00	0.00	0.00	0	0.00	0.00	0.00	0	0	0	0	0	0.00
22	Mayurbhanj	109.70	0.00	0.00	109.70	75.20	69	34.50	0.00	0.00	11	0	11	2	9	0.00
23	Nawarangpur	116.68	0.00	0.00	116.68	0.00	0	116.68	0.00	0.00	5	0	5	0	5	0.00
24	Nayagarh	0.00	0.00	0.00	0.00	0.00	0	0.00	0.00	0.00	0	0	0	0	0	0.00
25	Nuapada	0.00	0.00	0.00	0.00	0.00	0	0.00	0.00	0.00	0	0	0	0	0	0.00
26	Puri	0.00	0.00	0.00	0.00	0.00	0	0.00	0.00	0.00	0	0	0	0	0	0.00
27	Rayagada	71.58	0.00	0.00	71.58	27.00	38	44.58	0.00	0.00	11	0	11	0	11	0.00
28	Sambalpur	17.24	0.00	0.00	17.24	0.00	0	17.24	0.00	0.00	7	0	7	0	7	0.00
29	Subarnapur	0.48	0.00	0.00	0.48	0.00	0	0.48	0.00	0.00	5	0	5	0	5	0.00
30	Sundergarh	0.00	0.00	0.00	0.00	0.00	0	0.00	0.00	0.00	0	0	0	0	0	0.00
	Total	1098.89	0.00	0.00	1098.89	154.17	14	944.72	0.00	0.00	104	0	104	14	90	0.00

**3RD STATE FINANCE COMMISSION AWARD FOR PERFORMANCE OF LINKED INCENTIVE
During the year 2016-17 upto the month of June '16**

Sl.	Name of the	Financial Achievement (Rs. in lakhs)	Physical achievement
-----	-------------	--------------------------------------	----------------------

No	District	OB as on 01.4.2016	Grant Released	Other received (int. etc.)	Total Funds	Expenditure incurred	% of Exp.	Balance	UC submitte d	Balance UC to be submit	No. of projects			Project complete d	Under progress
											Spill Over	taken up	Total		
1	2	3	4	5	6	7	8	9	10	11	12	13	14	15	16
1	Angul	0.00	0.00	0.00	0.00	0.00	0	0.00	0.00	0.00	0	0	0	0	0
2	Balasore	0.00	0.00	0.00	0.00	0.00	0	0.00	0.00	0.00	0	0	0	0	0
3	Bargarh	0.00	0.00	0.00	0.00	0.00	0	0.00	0.00	0.00	0	0	0	0	0
4	Bhadrak	0.00	0.00	0.00	0.00	0.00	0	0.00	0.00	0.00	0	0	0	0	0
5	Balangir	0.00	0.00	0.00	0.00	0.00	0	0.00	0.00	0.00	0	0	0	0	0
6	Boudh	0.00	0.00	0.00	0.00	0.00	0	0.00	0.00	0.00	0	0	0	0	0
7	Cuttack	0.00	0.00	0.00	0.00	0.00	0	0.00	0.00	0.00	0	0	0	0	0
8	Deogarh	0.00	0.00	0.00	0.00	0.00	0	0.00	0.00	0.00	0	0	0	0	0
9	Dhenkanal	0.00	0.00	0.00	0.00	0.00	0	0.00	0.00	0.00	0	0	0	0	0
10	Gajapati	0.00	0.00	0.00	0.00	0.00	0	0.00	0.00	0.00	0	0	0	0	0
11	Ganjam	0.00	0.00	0.00	0.00	0.00	0	0.00	0.00	2.36	0	0	0	0	0
12	Jagatsinghpur	0.00	0.00	0.00	0.00	0.00	0	0.00	0.00	0.00	0	0	0	0	0
13	Jajpur	0.00	0.00	0.00	0.00	0.00	0	0.00	0.00	0.00	0	0	0	0	0
14	Jharsuguda	0.00	0.00	0.00	0.00	0.00	0	0.00	0.00	0.00	0	0	0	0	0
15	Kalahandi	22.89	0.00	0.00	22.89	0.00	0	22.89	0.00	0.00	26	0	26	0	26
16	Kandhamal	0.00	0.00	0.00	0.00	0.00	0	0.00	0.00	0.00	0	0	0	0	0
17	Kendrapada	0.00	0.00	0.00	0.00	0.00	0	0.00	0.00	0.00	0	0	0	0	0
18	Keonjhar	0.00	0.00	0.00	0.00	0.00	0	0.00	0.00	0.00	0	0	0	0	0
19	Khurda	0.00	0.00	0.00	0.00	0.00	0	0.00	0.00	0.00	0	0	0	0	0
20	Koraput	0.00	0.00	0.00	0.00	0.00	0	0.00	0.00	0.00	0	0	0	0	0
21	Malkangiri	0.00	0.00	0.00	0.00	0.00	0	0.00	0.00	0.00	0	0	0	0	0
22	Mayurbhanj	0.00	0.00	0.00	0.00	0.00	0	0.00	0.00	0.00	0	0	0	0	0
23	Nawarangpur	0.00	0.00	0.00	0.00	0.00	0	0.00	0.00	0.00	0	0	0	0	0
24	Nayagarh	0.00	0.00	0.00	0.00	0.00	0	0.00	0.00	0.00	0	0	0	0	0
25	Nuapada	0.00	0.00	0.00	0.00	0.00	0	0.00	0.00	0.00	0	0	0	0	0
26	Puri	0.00	0.00	0.00	0.00	0.00	0	0.00	0.00	0.00	0	0	0	0	0
27	Rayagada	0.00	0.00	0.00	0.00	0.00	0	0.00	0.00	0.00	0	0	0	0	0
28	Sambalpur	3.14	0.00	0.00	3.14	0.00	0	3.14	0.00	0.00	2	0	2	0	2
29	Subarnapur	0.00	0.00	0.00	0.00	0.00	0	0.00	0.00	0.00	0	0	0	0	0
30	Sundergarh	0.00	0.00	0.00	0.00	0.00	0	0.00	0.00	0.00	0	0	0	0	0
	Total	26.03	0.00	0.00	26.03	0.00	0	26.03	0.00	2.36	28	0	28	0	28

**3RD STATE FINANCE COMMISSION AWARD FOR MAINTANANCE OF ROADS & BRIDGE (NORMAL)
During the year 2016-17 upto the month of June '16**

Sl. No	Name of the District	Financial Ahièvement (Rs. in lakhs)								Physical achievement				Road (in Km.) CC/BT/
		OB as on	Grant	Other	Total Funds	Expenditure	%	Balance	UC	Balance	No. of projects	Project	Under	

1	2	01.4.2016	Released	received (int. etc.)	6	incurred	of Exp.	9	submitte d	UC to be submit	Spill Over	taken up	Total	complete d	progress	Water Board Maccadom/ earthen
		3	4	5		7	8		10	11	12	13	14	15	16	17
1	Angul	0.00	0.00	0.00	0.00	0.00	###	0.00	0.00	0.00	0	0	0	0	0	0.00
2	Balasore	8.02	0.00	0.00	8.02	1.22	15	6.80	0.00	0.00	4	0	4	1	3	0.00
3	Bargarh	0.00	0.00	0.00	0.00	0.00	###	0.00	0.00	0.00	0	0	0	0	0	0.00
4	Bhadrak	64.00	0.00	0.00	64.00	64.00	100	0.00	0.00	0.00	51	0	51	51	0	0.00
5	Balangir	0.00	0.00	0.00	0.00	0.00	###	0.00	0.00	0.00	0	0	0	0	0	0.00
6	Boudh	0.00	0.00	0.00	0.00	0.00	###	0.00	0.00	0.00	0	0	0	0	0	0.00
7	Cuttack	0.00	0.00	0.00	0.00	0.00	###	0.00	0.00	0.00	0	0	0	0	0	0.00
8	Deogarh	0.00	0.00	0.00	0.00	0.00	0	0.00	0.00	0.00	0	0	0	0	0	0.00
9	Dhenkanal	14.14	0.00	0.00	14.14	3.50	25	10.64	0.00	0.00	11	0	11	3	8	0.10
10	Gajapati	0.00	0.00	0.00	0.00	0.00	###	0.00	0.00	0.00	0	0	0	0	0	0.00
11	Ganjam	0.11	0.00	0.00	0.11	0.00	0	0.11	0.00	0.00	1	0	1	0	1	0.00
12	Jagatsinghpur	88.40	0.00	0.00	88.40	62.32	70	26.08	0.00	0.00	49	0	49	26	23	2.40
13	Jajpur	0.00	0.00	0.00	0.00	0.00	###	0.00	0.00	0.00	0	0	0	0	0	0.00
14	Jharsuguda	274.96	0.00	0.00	274.96	6.31	2	268.65	0.00	0.00	10	11	21	1	20	0.00
15	Kalahandi	331.52	0.00	0.00	331.52	0.00	0	331.52	0.00	0.00	184	0	184	0	184	0.00
16	Kandhamal	0.00	0.00	0.00	0.00	0.00	###	0.00	0.00	0.00	0	0	0	0	0	0.00
17	Kendrapada	3.00	0.00	0.00	3.00	0.00	0	3.00	0.00	0.00	2	0	2	0	2	0.00
18	Keonjhar	0.00	0.00	0.00	0.00	0.00	###	0.00	0.00	0.00	0	0	0	0	0	0.00
19	Khurda	0.00	0.00	0.00	0.00	0.00	0	0.00	0.00	0.00	0	0	0	0	0	0.00
20	Koraput	176.95	0.00	0.00	176.95	23.90	14	153.05	0.00	0.00	85	0	85	0	85	0.00
21	Malkangiri	0.00	0.00	0.00	0.00	0.00	###	0.00	0.00	0.00	0	0	0	0	0	0.00
22	Mayurbhanj	20.74	0.00	0.00	20.74	20.74	100	0.00	0.00	0.00	5	0	5	5	0	0.00
23	Nawarangpur	0.00	0.00	0.00	0.00	0.00	###	0.00	0.00	0.00	0	0	0	0	0	0.00
24	Nayagarh	0.00	0.00	0.00	0.00	0.00	###	0.00	0.00	0.00	0	0	0	0	0	0.00
25	Nuapada	0.00	0.00	0.00	0.00	0.00	###	0.00	0.00	0.00	0	0	0	0	0	0.00
26	Puri	0.00	0.00	0.00	0.00	0.00	###	0.00	0.00	0.00	0	0	0	0	0	0.00
27	Rayagada	0.00	0.00	0.00	0.00	0.00	###	0.00	0.00	0.00	0	0	0	0	0	0.00
28	Sambalpur	50.86	0.00	0.00	50.86	0.00	0	50.86	0.00	0.00	17	0	17	0	17	0.00
29	Subarnapur	0.07	0.00	0.00	0.07	0.00	0	0.07	0.00	0.00	1	0	1	0	1	0.00
30	Sundergarh	0.00	0.00	0.00	0.00	0.00	###	0.00	0.00	0.00	0	0	0	0	0	0.00
	Total	1032.77	0.00	0.00	1032.77	181.99	18	850.78	0.00	0.00	420	11	431	87	344	2.50

**3rd STATE FINANCE COMMISSION AWARD FOR CONSTRUCTION OF G.P. BUILDING
During the year 2016-17 upto the month of June '16**

Sl. No	Name of the District	Financial Achievement (Rs. in lakhs)							Physical achievement		
		OB as on	Grant	Other	Total Funds	Expenditure %	Balance	UC	Balance	No. of projects	Project

	01.4.2016	Released	received (int. etc.)		incurred	of Exp.		submitte d	UC to be submit	Spill Over	taken up	Total	complete d	progress	
1	2	3	4	5	6	7	8	9	10	11	12	13	14	15	16
1	Angul	0.00	0.00	0.00	0.00	0.00	0	0.00	0.00	0.00	0	0	0	0	0
2	Balasore	2.17	0.00	0.00	2.17	0.00	0	2.17	0.00	0.00	3	0	3	0	3
3	Bargarh	0.00	0.00	0.00	0.00	0.00	0	0.00	0.00	0.00	0	0	0	0	0
4	Bhadrak	0.00	0.00	0.00	0.00	0.00	0	0.00	0.00	0.00	0	0	0	0	0
5	Balangir	0.00	0.00	0.00	0.00	0.00	0	0.00	0.00	0.00	0	0	0	0	0
6	Boudh	0.00	0.00	0.00	0.00	0.00	0	0.00	0.00	0.00	0	0	0	0	0
7	Cuttack	0.20	0.00	0.00	0.20	0.00	0	0.20	0.00	0.00	1	0	1	0	1
8	Deogarh	0.00	0.00	0.00	0.00	0.00	0	0.00	0.00	0.00	0	0	0	0	0
9	Dhenkanal	0.28	0.00	0.00	0.28	0.00	0	0.28	0.00	0.00	1	0	1	0	1
10	Gajapati	0.00	0.00	0.00	0.00	0.00	0	0.00	0.00	0.00	0	0	0	0	0
11	Ganjam	0.36	0.00	0.00	0.36	0.10	28	0.26	0.00	0.00	1	0	1	0	1
12	Jagatsinghpur	4.54	0.00	0.00	4.54	1.80	40	2.74	0.00	0.00	0	0	0	0	0
13	Jajpur	0.00	0.00	0.00	0.00	0.00	0	0.00	0.00	0.00	0	0	0	0	0
14	Jharsuguda	0.00	0.00	0.00	0.00	0.00	0	0.00	0.00	0.00	0	0	0	0	0
15	Kalahandi	7.30	0.00	0.00	7.30	0.00	0	7.30	0.00	0.00	4	0	4	0	4
16	Kandhamal	0.00	0.00	0.00	0.00	0.00	0	0.00	0.00	0.00	0	0	0	0	0
17	Kendrapada	0.00	0.00	0.00	0.00	0.00	0	0.00	0.00	0.00	0	0	0	0	0
18	Keonjhar	0.00	0.00	0.00	0.00	0.00	0	0.00	0.00	0.00	0	0	0	0	0
19	Khurda	0.00	0.00	0.00	0.00	0.00	0	0.00	0.00	0.00	0	0	0	0	0
20	Koraput	0.00	0.00	0.00	0.00	0.00	0	0.00	0.00	0.00	0	0	0	0	0
21	Malkangiri	0.00	0.00	0.00	0.00	0.00	0	0.00	0.00	0.00	0	0	0	0	0
22	Mayurbhanj	0.00	0.00	0.00	0.00	0.00	0	0.00	0.00	0.00	0	0	0	0	0
23	Nawarangpur	0.00	0.00	0.00	0.00	0.00	0	0.00	0.00	0.00	0	0	0	0	0
24	Nayagarh	0.00	0.00	0.00	0.00	0.00	0	0.00	0.00	0.00	0	0	0	0	0
25	Nuapada	0.00	0.00	0.00	0.00	0.00	0	0.00	0.00	0.00	0	0	0	0	0
26	Puri	0.00	0.00	0.00	0.00	0.00	0	0.00	0.00	0.00	0	0	0	0	0
27	Rayagada	0.00	0.00	0.00	0.00	0.00	0	0.00	0.00	0.00	0	0	0	0	0
28	Sambalpur	0.00	0.00	0.00	0.00	0.00	0	0.00	0.00	0.00	0	0	0	0	0
29	Subarnapur	0.00	0.00	0.00	0.00	0.00	0	0.00	0.00	0.00	0	0	0	0	0
30	Sundergarh	0.00	0.00	0.00	0.00	0.00	0	0.00	0.00	0.00	0	0	0	0	0
Total		14.85	0.00	0.00	14.85	1.90	13	12.95	0.00	0.00	10	0	10	0	10

**3rd STATE FINANCE COMMISSION AWARD FOR MIPs (BELOW 40 HECT.) OF PANCHAYATS
During the year 2016-17 upto the month of June '16**

Sl. No	Name of the District	Financial Achievement (Rs. in lakhs)							Physical achievement				
		OB as on 01.4.2016	Grant Released	Other received	Total Funds	Expenditure incurred	% of	Balance	UC submitte	Balance UC to be	No. of projects	Project complete	Under progress

			(int. etc.)		Exp.	d	submit	Spill Over	taken up	Total	d				
1	2	3	4	5	6	7	8	9	10	11	12	13	14	15	16
1	Angul	0.00	0.00	0.00	0.00	0.00	0	0.00	0.00	0.00	0	0	0	0	0
2	Balasore	8.00	0.00	0.00	8.00	0.00	0	8.00	0.00	0.00	2	0	2	0	2
3	Bargarh	0.00	0.00	0.00	0.00	0.00	0	0.00	0.00	0.00	0	0	0	0	0
4	Bhadrak	15.00	0.00	0.00	15.00	0.00	0	15.00	0.00	0.00	0	0	0	0	0
5	Balangir	0.00	0.00	0.00	0.00	0.00	0	0.00	0.00	0.00	0	0	0	0	0
6	Boudh	0.00	0.00	0.00	0.00	0.00	0	0.00	0.00	0.00	0	0	0	0	0
7	Cuttack	3.00	0.00	0.00	3.00	0.00	0	3.00	0.00	0.00	1	0	1	0	1
8	Deogarh	0.00	0.00	0.00	0.00	0.00	0	0.00	0.00	0.00	0	0	0	0	0
9	Dhenkanal	49.55	0.00	0.00	49.55	0.00	0	49.55	0.00	0.00	16	0	16	0	16
10	Gajapati	0.00	0.00	0.00	0.00	0.00	0	0.00	0.00	0.00	0	0	0	0	0
11	Ganjam	0.00	0.00	0.00	0.00	0.00	0	0.00	0.00	0.00	0	0	0	0	0
12	Jagatsinghpur	25.00	0.00	0.00	25.00	0.00	0	25.00	0.00	0.00	0	0	0	0	0
13	Jajpur	18.06	0.00	0.00	18.06	0.00	0	18.06	0.00	0.00	9	0	9	0	9
14	Jharsuguda	0.00	0.00	0.00	0.00	0.00	0	0.00	0.00	0.00	0	0	0	0	0
15	Kalahandi	65.32	0.00	0.00	65.32	0.00	0	65.32	0.00	0.00	8	0	8	0	8
16	Kandhamal	0.00	0.00	0.00	0.00	0.00	0	0.00	0.00	0.00	0	0	0	0	0
17	Kendrapada	0.00	0.00	0.00	0.00	0.00	0	0.00	0.00	0.00	0	0	0	0	0
18	Keonjhar	0.00	0.00	0.00	0.00	0.00	0	0.00	0.00	0.00	0	0	0	0	0
19	Khurda	13.91	0.00	0.00	13.91	0.00	0	13.91	0.00	0.00	18	0	18	0	18
20	Koraput	0.00	0.00	0.00	0.00	0.00	0	0.00	0.00	0.00	0	0	0	0	0
21	Malkangiri	0.00	0.00	0.00	0.00	0.00	0	0.00	0.00	0.00	0	0	0	0	0
22	Mayurbhanj	0.00	0.00	0.00	0.00	0.00	0	0.00	0.00	0.00	0	0	0	0	0
23	Nawarangpur	0.00	0.00	0.00	0.00	0.00	0	0.00	0.00	0.00	0	0	0	0	0
24	Nayagarh	0.00	0.00	0.00	0.00	0.00	0	0.00	0.00	0.00	0	0	0	0	0
25	Nuapada	0.00	0.00	0.00	0.00	0.00	0	0.00	0.00	0.00	0	0	0	0	0
26	Puri	0.00	0.00	0.00	0.00	0.00	0	0.00	0.00	0.00	0	0	0	0	0
27	Rayagada	0.00	0.00	0.00	0.00	0.00	0	0.00	0.00	0.00	0	0	0	0	0
28	Sambalpur	0.00	0.00	0.00	0.00	0.00	0	0.00	0.00	0.00	0	0	0	0	0
29	Subarnapur	0.00	0.00	0.00	0.00	0.00	0	0.00	0.00	0.00	0	0	0	0	0
30	Sundergarh	0.00	0.00	0.00	0.00	0.00	0	0.00	0.00	0.00	0	0	0	0	0
	Total	197.84	0.00	0.00	197.84	0.00	0	197.84	0.00	0.00	54	0	54	0	54

Undistributed amount Rs. 21.00 lakhs (MIP) is laying at DRDA Khurda

**NON PLAN FINANCIAL AND PHYSICAL ACHIEVEMENT (NON-TFC/ 3RD SFC)
During the year 2016-17 upto the month of June '16**

Sl. No.	Name of the District	Financial Achievement (Rs. in lakhs)							Physical achievement			
		OB as on 01.4.2016	Grant Released	Other received	Total Funds	Expenditure incurred	% of	Balance	UC submitte	Balance UC to be	No. of projects	Project complete

				(int. etc.)			Exp.	d	submit	Spill Over	taken up	Total	d		
1	2	3	4	5	6	7	8	9	10	11	12	13	14	15	16
1	Angul	0.00	0.00	0.00	0.00	0.00	###	0.00	0.00	0.00	0	0	0	0	0
2	Balasore	6.50	0.00	0.00	6.50	0.00	0	6.50	0.00	0.00	3	0	3	0	3
3	Bargarh	0.00	0.00	0.00	0.00	0.00	###	0.00	0.00	0.00	0	0	0	0	0
4	Bhadrak	0.00	0.00	0.00	0.00	0.00	###	0.00	0.00	0.00	1	0	1	0	1
5	Balangir	0.00	0.00	0.00	0.00	0.00	###	0.00	0.00	0.00	0	0	0	0	0
6	Boudh	0.00	0.00	0.00	0.00	0.00	###	0.00	0.00	0.00	0	0	0	0	0
7	Cuttack	9.90	0.00	0.00	9.90	0.00	0	9.90	0.00	0.00	2	0	2	0	2
8	Deogarh	0.00	0.00	0.00	0.00	70.63	###	-70.63	0.00	0.00	0	0	0	0	0
9	Dhenkanal	15.13	0.00	0.00	15.13	3.53	23	11.60	0.00	0.00	5	0	5	1	4
10	Gajapati	0.00	0.00	0.00	0.00	0.00	###	0.00	0.00	0.00	0	0	0	0	0
11	Ganjam	31.14	0.00	0.00	31.14	5.70	18	25.44	0.00	0.00	2	1	3	1	2
12	Jagatsinghpur	29.33	0.00	0.00	29.33	4.44	15	24.89	0.00	0.00	7	0	7	0	7
13	Jajpur	0.00	0.00	0.00	0.00	0.00	###	0.00	0.00	0.00	0	0	0	0	0
14	Jharsuguda	168.67	0.00	0.00	168.67	14.89	9	153.78	0.00	0.00	7	0	7	0	7
15	Kalahandi	180.15	0.00	0.00	180.15	0.00	0	180.15	0.00	0.00	9	0	9	0	9
16	Kandhamal	0.00	0.00	0.00	0.00	0.00	###	0.00	0.00	0.00	0	0	0	0	0
17	Kendrapada	56.00	0.00	0.00	56.00	0.00	0	56.00	0.00	0.00	15	0	15	0	15
18	Keonjhar	10.00	0.00	0.00	10.00	0.00	0	10.00	0.00	0.00	1	0	1	0	1
19	Khurda	0.00	0.00	0.00	0.00	0.00	###	0.00	0.00	0.00	0	0	0	0	0
20	Koraput	26.32	0.00	0.00	26.32	2.60	10	23.72	0.00	0.00	13	0	13	0	13
21	Malkangiri	7.25	0.00	0.00	7.25	7.25	100	0.00	0.00	0.00	5	0	5	5	0
22	Mayurbhanj	17.10	0.00	0.00	17.10	1.00	6	16.10	0.00	0.00	5	0	5	0	5
23	Nawarangpur	28.53	0.00	0.00	28.53	0.00	0	28.53	0.00	0.00	7	0	7	0	7
24	Nayagarh	0.00	0.00	0.00	0.00	0.00	###	0.00	0.00	0.00	0	0	0	0	0
25	Nuapada	0.00	0.00	0.00	0.00	0.00	###	0.00	0.00	0.00	0	0	0	0	0
26	Puri	0.00	0.00	0.00	0.00	0.00	###	0.00	0.00	0.00	0	0	0	0	0
27	Rayagada	0.00	0.00	0.00	0.00	0.00	###	0.00	0.00	0.00	0	0	0	0	0
28	Sambalpur	91.46	0.00	0.00	91.46	0.00	0	91.46	0.00	0.00	13	0	13	0	13
29	Subarnapur	2.46	0.00	0.00	2.46	0.00	0	2.46	0.00	0.00	7	0	7	0	7
30	Sundergarh	0.00	0.00	0.00	0.00	0.00	###	0.00	0.00	0.00	0	0	0	0	0
	Total	679.94	0.00	0.00	679.94	110.04	16	569.90	0.00	0.00	102	1	103	7	96

**STATE FINANCE COMMISSION AWARD FOR MAINTANANCE & REPAIR OF NON-RESIDENTIAL BUILDING
During the year 2016-17 upto the month of June '16**

Sl.	Name of the	Financial Ahièvement (Rs. in lakhs)	Physical achievement	Non-
-----	-------------	-------------------------------------	----------------------	------

No	District	OB as on 01.4.2016	Grant Released	Other received (int. etc.)	Total Funds	Expenditure incurred	% of Exp.	Balance	UC submitted	Balance UC to be submit	No. of projects			Project completed	Under progress	Residential Building for maintenance (in square meter)
											Spill Over	taken up	Total			
1	2	3	4	5	6	7	8	9	10	11	12	13	14	15	16	17
1	Anqul	0.00	0.00	0.00	0.00	0.00	0	0.00	0.00	0.00	0	0	0	0	0	0.00
2	Balasore	1.25	0.00	0.00	1.25	0.00	0	1.25	0.00	0.00	1	0	1	0	1	0.00
3	Bargarh	0.00	0.00	0.00	0.00	0.00	0	0.00	0.00	0.00	0	0	0	0	0	0.00
4	Bhadrak	0.00	0.00	0.00	0.00	0.00	0	0.00	0.00	0.00	0	0	0	0	0	0.00
5	Balangir	0.00	0.00	0.00	0.00	0.00	0	0.00	0.00	0.00	0	0	0	0	0	0.00
6	Boudh	0.00	0.00	0.00	0.00	0.00	0	0.00	0.00	0.00	0	0	0	0	0	0.00
7	Cuttack	6.09	0.00	0.00	6.09	0.00	0	6.09	0.00	0.00	1	0	1	0	1	0.00
8	Deogarh	0.00	0.00	0.00	0.00	0.00	0	0.00	0.00	0.00	0	0	0	0	0	0.00
9	Dhenkanal	5.00	0.00	0.00	5.00	0.00	0	5.00	0.00	0.00	2	0	2	0	2	0.00
10	Gajapati	0.00	0.00	0.00	0.00	0.00	0	0.00	0.00	0.00	0	0	0	0	0	0.00
11	Ganjam	10.00	0.00	0.00	10.00	2.50	25	7.50	0.00	0.00	0	0	0	0	0	0.00
12	Jagatsinghpur	9.64	0.00	0.00	9.64	0.94	10	8.70	0.00	0.00	2	0	2	0	2	0.00
13	Jajpur	0.00	0.00	0.00	0.00	0.00	0	0.00	0.00	0.00	0	0	0	0	0	0.00
14	Jharsuguda	7.31	0.00	0.00	7.31	0.00	0	7.31	0.00	0.00	2	0	2	0	2	0.00
15	Kalahandi	35.10	0.00	0.00	35.10	0.00	0	35.10	0.00	0.00	0	0	0	0	0	0.00
16	Kandhamal	0.00	0.00	0.00	0.00	0.00	0	0.00	0.00	0.00	0	0	0	0	0	0.00
17	Kendrapada	14.00	0.00	0.00	14.00	0.00	0	14.00	0.00	0.00	8	0	8	0	8	0.00
18	Keonjhar	10.00	0.00	0.00	10.00	0.00	0	10.00	0.00	0.00	1	0	1	0	1	0.00
19	Khurda	0.00	0.00	0.00	0.00	0.00	0	0.00	0.00	0.00	0	0	0	0	0	0.00
20	Koraput	14.46	0.00	0.00	14.46	1.25	9	13.21	0.00	0.00	7	0	7	0	7	0.00
21	Malkangiri	0.00	0.00	0.00	0.00	0.00	0	0.00	0.00	0.00	0	0	0	0	0	0.00
22	Mayurbhanj	1.00	0.00	0.00	1.00	0.00	0	1.00	0.00	0.00	1	0	1	0	1	0.00
23	Nawarangpur	14.87	0.00	0.00	14.87	0.00	0	14.87	0.00	0.00	1	0	1	0	1	0.00
24	Nayagarh	0.00	0.00	0.00	0.00	0.00	0	0.00	0.00	0.00	0	0	0	0	0	0.00
25	Nuapada	0.00	0.00	0.00	0.00	0.00	0	0.00	0.00	0.00	0	0	0	0	0	0.00
26	Puri	0.00	0.00	0.00	0.00	0.00	0	0.00	0.00	0.00	0	0	0	0	0	0.00
27	Rayaqada	0.00	0.00	0.00	0.00	0.00	0	0.00	0.00	0.00	0	0	0	0	0	0.00
28	Sambalpur	17.70	0.00	0.00	17.70	0.00	0	17.70	0.00	0.00	4	0	4	0	4	0.00
29	Subarnapur	0.19	0.00	0.00	0.19	0.00	0	0.19	0.00	0.00	2	0	2	0	2	0.00
30	Sundergarh	0.00	0.00	0.00	0.00	0.00	0	0.00	0.00	0.00	0	0	0	0	0	0.00
	Total	146.61	0.00	0.00	146.61	4.69	3	141.92	0.00	0.00	32	0	32	0	32	0.00

STATE FINANCE COMMISSION AWARD FOR MAINTANANCE & REPAIR OF RESIDENTIAL BUILDING
During the year 2016-17 upto the month of June '16

Sl. No	Name of the District	Financial Ahiement (Rs. in lakhs)								Physical achievement				Residential Building for maintenance (in square meter)		
		OB as on 01.4.2016	Grant Released	Other received (int.etc.)	Total Funds	Expenditure incurred	% of Exp.	Balance	UC submitted	Balance UC to be submit	No. of projects				Project completed	Under progress
											Spill	taken	Total			

1	2	3	4	5	6	7	8	9	10	11	Over	up	14	15	16	17	(meter)
1	Angul	0.00	0.00	0.00	0.00	0.00	0	0.00	0.00	0.00	0	0	0	0	0	0	
2	Balasore	0.00	0.00	0.00	0.00	0.00	0	0.00	0.00	0.00	0	0	0	0	0	0	
3	Bargarh	0.00	0.00	0.00	0.00	0.00	0	0.00	0.00	0.00	0	0	0	0	0	0	
4	Bhadrak	0.00	0.00	0.00	0.00	0.00	0	0.00	0.00	0.00	0	0	0	0	0	0	
5	Balangir	0.00	0.00	0.00	0.00	0.00	0	0.00	0.00	0.00	0	0	0	0	0	0	
6	Boudh	0.00	0.00	0.00	0.00	0.00	0	0.00	0.00	0.00	0	0	0	0	0	0	
7	Cuttack	3.81	0.00	0.00	3.81	0.00	0	3.81	0.00	0.00	1	0	1	0	1	0	
8	Deogarh	0.00	0.00	0.00	0.00	0.00	0	0.00	0.00	0.00	0	0	0	0	0	0	
9	Dhenkanal	3.00	0.00	0.00	3.00	0.00	0	3.00	0.00	0.00	1	0	1	0	1	0	
10	Gajapati	0.00	0.00	0.00	0.00	0.00	0	0.00	0.00	0.00	0	0	0	0	0	0	
11	Ganjam	0.00	0.00	0.00	0.00	0.00	0	0.00	0.00	0.00	0	0	0	0	0	0	
12	Jagatsinghpur	19.69	0.00	0.00	19.69	3.50	18	16.19	0.00	0.00	5	0	5	0	5	0	
13	Jajpur	0.00	0.00	0.00	0.00	0.00	0	0.00	0.00	0.00	0	0	0	0	0	0	
14	Jharsuguda	102.94	0.00	0.00	102.94	1.84	2	101.10	0.00	0.00	2	0	2	0	2	0	
15	Kalahandi	37.05	0.00	0.00	37.05	0.00	0	37.05	0.00	0.00	3	0	3	0	3	0	
16	Kandhamal	0.00	0.00	0.00	0.00	0.00	0	0.00	0.00	0.00	0	0	0	0	0	0	
17	Kendrapada	0.00	0.00	0.00	0.00	0.00	0	0.00	0.00	0.00	0	0	0	0	0	0	
18	Keonjhar	0.00	0.00	0.00	0.00	0.00	0	0.00	0.00	0.00	0	0	0	0	0	0	
19	Khurda	0.00	0.00	0.00	0.00	0.00	0	0.00	0.00	0.00	0	0	0	0	0	0	
20	Koraput	11.86	0.00	0.00	11.86	1.35	11	10.51	0.00	0.00	6	0	6	0	6	0	
21	Malkangiri	7.25	0.00	0.00	7.25	7.25	100	0.00	0.00	0.00	5	0	5	5	0	0	
22	Mayurbhanj	6.00	0.00	0.00	6.00	0.00	0	6.00	0.00	0.00	3	0	3	0	3	0	
23	Nawarangpur	13.66	0.00	0.00	13.66	0.00	0	13.66	0.00	0.00	6	0	6	0	6	0	
24	Nayagarh	0.00	0.00	0.00	0.00	0.00	0	0.00	0.00	0.00	0	0	0	0	0	0	
25	Nuapada	0.00	0.00	0.00	0.00	0.00	0	0.00	0.00	0.00	0	0	0	0	0	0	
26	Puri	0.00	0.00	0.00	0.00	0.00	0	0.00	0.00	0.00	0	0	0	0	0	0	
27	Rayagada	0.00	0.00	0.00	0.00	0.00	0	0.00	0.00	0.00	0	0	0	0	0	0	
28	Sambalpur	12.34	0.00	0.00	12.34	0.00	0	12.34	0.00	0.00	4	0	4	0	4	0	
29	Subarnapur	0.27	0.00	0.00	0.27	0.00	0	0.27	0.00	0.00	5	0	5	0	5	0	
30	Sundergarh	0.00	0.00	0.00	0.00	0.00	0	0.00	0.00	0.00	0	0	0	0	0	0	
	Total	217.87	0.00	0.00	217.87	13.94	6	203.93	0.00	0.00	41	0	41	5	36		

STATE FINANCE COMMISSION AWARD FOR CONSTRUCTION OF NON-RESIDENTIAL BUILDING OF PRIs
During the year 2016-17 upto the month of June '16

Sl. No.	Name of the District	Financial Achievement (Rs. in lakhs)							Physical achievement					
		OB as on 01.4.2016	Grant Released	Other received (int. etc.)	Total Funds	Expenditure incurred	% of Exp.	Balance	UC submitted	Balance UC to be submit	No. of projects			Project complete
										Spill	taken	Total	d	

1	2	3	4	5	6	7	8	9	10	11	Over	up	14	15	16
1	Angul	0.00	0.00	0.00	0.00	0.00	0	0.00	0.00	0.00	0	0	0	0	0
2	Balasore	5.25	0.00	0.00	5.25	0.00	0	5.25	0.00	0.00	2	0	2	0	2
3	Bargarh	0.00	0.00	0.00	0.00	0.00	0	0.00	0.00	0.00	0	0	0	0	0
4	Bhadrak	0.00	0.00	0.00	0.00	0.00	0	0.00	0.00	0.00	1	0	1	0	1
5	Balangir	0.00	0.00	0.00	0.00	0.00	0	0.00	0.00	0.00	0	0	0	0	0
6	Boudh	0.00	0.00	0.00	0.00	0.00	0	0.00	0.00	0.00	0	0	0	0	0
7	Cuttack	0.00	0.00	0.00	0.00	0.00	0	0.00	0.00	0.00	0	0	0	0	0
8	Deogarh	0.00	0.00	0.00	0.00	0.00	0	0.00	0.00	0.00	0	0	0	0	0
9	Dhenkanal	0.00	0.00	0.00	0.00	0.00	0	0.00	0.00	0.00	0	0	0	0	0
10	Gajapati	0.00	0.00	0.00	0.00	0.00	0	0.00	0.00	0.00	0	0	0	0	0
11	Ganjam	20.31	0.00	0.00	20.31	3.20	16	17.11	0.00	0.00	1	1	2	1	1
12	Jagatsinghpur	0.00	0.00	0.00	0.00	0.00	0	0.00	0.00	0.00	0	0	0	0	0
13	Jajpur	0.00	0.00	0.00	0.00	0.00	0	0.00	0.00	0.00	0	0	0	0	0
14	Jharsuguda	40.87	0.00	0.00	40.87	0.92	2	39.95	0.00	0.00	3	0	3	0	3
15	Kalahandi	40.00	0.00	0.00	40.00	0.00	0	40.00	0.00	0.00	6	0	6	0	6
16	Kandhamal	0.00	0.00	0.00	0.00	0.00	0	0.00	0.00	0.00	0	0	0	0	0
17	Kendrapada	12.00	0.00	0.00	12.00	0.00	0	12.00	0.00	0.00	6	0	6	0	6
18	Keonjhar	0.00	0.00	0.00	0.00	0.00	0	0.00	0.00	0.00	0	0	0	0	0
19	Khurda	0.00	0.00	0.00	0.00	0.00	0	0.00	0.00	0.00	0	0	0	0	0
20	Koraput	0.00	0.00	0.00	0.00	0.00	0	0.00	0.00	0.00	0	0	0	0	0
21	Malkangiri	0.00	0.00	0.00	0.00	0.00	0	0.00	0.00	0.00	0	0	0	0	0
22	Mayurbhanj	10.10	0.00	0.00	10.10	1.00	10	9.10	0.00	0.00	1	0	1	0	1
23	Nawarangpur	0.00	0.00	0.00	0.00	0.00	0	0.00	0.00	0.00	0	0	0	0	0
24	Nayagarh	0.00	0.00	0.00	0.00	0.00	0	0.00	0.00	0.00	0	0	0	0	0
25	Nuapada	0.00	0.00	0.00	0.00	0.00	0	0.00	0.00	0.00	0	0	0	0	0
26	Puri	0.00	0.00	0.00	0.00	0.00	0	0.00	0.00	0.00	0	0	0	0	0
27	Rayagada	0.00	0.00	0.00	0.00	0.00	0	0.00	0.00	0.00	0	0	0	0	0
28	Sambalpur	17.17	0.00	0.00	17.17	0.00	0	17.17	0.00	0.00	2	0	2	0	2
29	Subarnapur	0.00	0.00	0.00	0.00	0.00	0	0.00	0.00	0.00	0	0	0	0	0
30	Sundergarh	0.00	0.00	0.00	0.00	0.00	0	0.00	0.00	0.00	0	0	0	0	0
	Total	145.70	0.00	0.00	145.70	5.12	4	140.58	0.00	0.00	22	1	23	1	22

**STATE FINANCE COMMISSION AWARD FOR CONSTRUCTION OF RESIDENTIAL BUILDING OF PRIs
During the year 2016-17 upto the month of June '16**

Sl. No.	Name of the District	Financial Achievement (Rs. in lakhs)							Physical achievement						
		OB as on 01.4.2016	Grant Released	Other received (int. etc.)	Total Funds	Expenditure incurred	% of Exp.	Balance	UC submitted	Balance UC to be submit	No. of projects			Project completed	Under progress
											Spill Over	taken up	Total		


1	2	3	4	5	6	7	8	9	10	11	12	13	14	15	16
1	Angul	0.00	0.00	0.00	0.00	0.00	0	0.00	0.00	0.00	0	0	0	0	0
2	Balasore	0.00	0.00	0.00	0.00	0.00	0	0.00	0.00	0.00	0	0	0	0	0
3	Bargarh	0.00	0.00	0.00	0.00	0.00	0	0.00	0.00	0.00	0	0	0	0	0
4	Bhadrak	0.00	0.00	0.00	0.00	0.00	0	0.00	0.00	0.00	0	0	0	0	0
5	Balangir	0.00	0.00	0.00	0.00	0.00	0	0.00	0.00	0.00	0	0	0	0	0
6	Boudh	0.00	0.00	0.00	0.00	0.00	0	0.00	0.00	0.00	0	0	0	0	0
7	Cuttack	0.00	0.00	0.00	0.00	0.00	0	0.00	0.00	0.00	0	0	0	0	0
8	Deogarh	0.00	0.00	0.00	0.00	0.00	0	0.00	0.00	0.00	0	0	0	0	0
9	Dhenkanal	7.13	0.00	0.00	7.13	3.53	50	3.60	0.00	0.00	2	0	2	1	1
10	Gajapati	0.00	0.00	0.00	0.00	0.00	0	0.00	0.00	0.00	0	0	0	0	0
11	Ganjam	0.83	0.00	0.00	0.83	0.00	0	0.83	0.00	0.00	1	0	1	0	1
12	Jagatsinghpur	0.00	0.00	0.00	0.00	0.00	0	0.00	0.00	0.00	0	0	0	0	0
13	Jajpur	0.00	0.00	0.00	0.00	0.00	0	0.00	0.00	0.00	0	0	0	0	0
14	Jharsuguda	17.55	0.00	0.00	17.55	12.13	69	5.42	0.00	0.00	0	0	0	0	0
15	Kalahandi	68.00	0.00	0.00	68.00	0.00	0	68.00	0.00	0.00	0	0	0	0	0
16	Kandhamal	0.00	0.00	0.00	0.00	0.00	0	0.00	0.00	0.00	0	0	0	0	0
17	Kendrapada	30.00	0.00	0.00	30.00	0.00	0	30.00	0.00	0.00	1	0	1	0	1
18	Keonjhar	0.00	0.00	0.00	0.00	0.00	0	0.00	0.00	0.00	0	0	0	0	0
19	Khurda	0.00	0.00	0.00	0.00	0.00	0	0.00	0.00	0.00	0	0	0	0	0
20	Koraput	0.00	0.00	0.00	0.00	0.00	0	0.00	0.00	0.00	0	0	0	0	0
21	Malkangiri	0.00	0.00	0.00	0.00	0.00	0	0.00	0.00	0.00	0	0	0	0	0
22	Mayurbhanj	0.00	0.00	0.00	0.00	0.00	0	0.00	0.00	0.00	0	0	0	0	0
23	Nawarangpur	0.00	0.00	0.00	0.00	0.00	0	0.00	0.00	0.00	0	0	0	0	0
24	Nayagarh	0.00	0.00	0.00	0.00	0.00	0	0.00	0.00	0.00	0	0	0	0	0
25	Nuapada	0.00	0.00	0.00	0.00	0.00	0	0.00	0.00	0.00	0	0	0	0	0
26	Puri	0.00	0.00	0.00	0.00	0.00	0	0.00	0.00	0.00	0	0	0	0	0
27	Rayagada	0.00	0.00	0.00	0.00	0.00	0	0.00	0.00	0.00	0	0	0	0	0
28	Sambalpur	44.25	0.00	0.00	44.25	0.00	0	44.25	0.00	0.00	3	0	3	0	3
29	Subarnapur	2.00	0.00	0.00	2.00	0.00	0	2.00	0.00	0.00	0	0	0	0	0
30	Sundergarh	0.00	0.00	0.00	0.00	0.00	0	0.00	0.00	0.00	0	0	0	0	0
	Total	169.76	0.00	0.00	169.76	15.66	9	154.10	0.00	0.00	7	0	7	1	6

ABSTRACT REPORT OF FINANCIAL AND PHYSICAL ACHIEVEMENT UNDER 3RD SFC AND NON-SFC/CFC
During the year 2016-17 upto the month of June '16

Sl. No.	Name of the District	Financial Achievement (Rs. in lakhs)								Physical achievement					Road (in Km.) CC/BT/ Water Board Maccadom	
		OB as on 01.4.2016	Grant Released	Other received (int. etc.)	Total Funds	Expenditure incurred	% of Exp.	Balance	UC submitte d	Balance UC to be submit	No. of projects			Project complete d		Under progress
											Spill Over	taken up	Total			
1	2	3	4	5	6	7	8	9	10	11	12	13	14	15	16	17

1	Angul	0.00	0.00	0.00	0.00	0.00	###	0.00	0.00	0.00	0	0	0	0	0	0.00
2	Balasore	67.76	0.00	0.00	67.76	8.95	13	58.81	0.00	0.00	35	0	35	3	32	0.00
3	Bargarh	0.00	0.00	0.00	0.00	0.00	###	0.00	0.00	0.00	0	0	0	0	0	0.00
4	Bhadrak	79.00	0.00	0.00	79.00	64.00	81	15.00	0.00	0.00	52	0	52	51	1	0.00
5	Balangir	0.00	0.00	0.00	0.00	0.00	###	0.00	0.00	0.00	0	0	0	0	0	0.00
6	Boudh	0.00	0.00	0.00	0.00	0.00	0	0.00	0.00	0.00	0	0	0	0	0	0.00
7	Cuttack	13.66	0.00	0.00	13.66	0.00	0	13.66	0.00	0.00	5	0	5	0	5	0.00
8	Deogarh	0.00	0.00	0.00	0.00	70.63	###	-70.63	0.00	0.00	0	0	0	0	0	0.00
9	Dhenkanal	134.61	0.00	0.00	134.61	24.02	18	110.59	0.00	0.00	53	0	53	10	43	0.20
10	Gajapati	0.00	0.00	0.00	0.00	0.00	0	0.00	0.00	0.00	0	0	0	0	0	0.00
11	Ganjam	32.55	0.00	0.00	32.55	6.10	19	26.45	0.00	2.36	8	1	9	1	8	0.00
12	Jagatsinghpur	195.58	0.00	0.00	195.58	78.66	40	116.92	0.00	0.00	64	0	64	27	37	2.40
13	Jajpur	18.06	0.00	0.00	18.06	0.00	0	18.06	0.00	0.00	9	0	9	0	9	0.00
14	Jharsuguda	477.37	0.00	0.00	477.37	22.52	5	454.85	0.00	0.00	19	11	30	2	28	0.00
15	Kalahandi	1132.47	0.00	0.00	1132.47	0.00	0	1132.47	0.00	0.00	231	0	231	0	231	0.00
16	Kandhamal	0.00	0.00	0.00	0.00	0.00	###	0.00	0.00	0.00	0	0	0	0	0	0.00
17	Kendrapada	59.00	0.00	0.00	59.00	0.00	0	59.00	0.00	0.00	17	0	17	0	17	0.00
18	Keonjhar	10.00	0.00	0.00	10.00	0.00	0	10.00	0.00	0.00	1	0	1	0	1	0.00
19	Khurda	13.91	0.00	0.00	13.91	0.00	0	13.91	0.00	0.00	18	0	18	0	18	0.00
20	Koraput	437.27	0.00	0.00	437.27	55.00	13	382.27	0.00	0.00	130	0	130	7	123	0.00
21	Malkangiri	7.25	0.00	0.00	7.25	7.25	100	0.00	0.00	0.00	5	0	5	5	0	0.00
22	Mayurbhanj	147.54	0.00	0.00	147.54	96.94	66	50.60	0.00	0.00	21	0	21	7	14	0.00
23	Nawarangpur	226.70	0.00	0.00	226.70	0.00	0	226.70	0.00	0.00	40	0	40	0	40	0.00
24	Nayagarh	0.00	0.00	0.00	0.00	0.00	###	0.00	0.00	0.00	0	0	0	0	0	0.00
25	Nuapada	0.00	0.00	0.00	0.00	0.00	0	0.00	0.00	0.00	0	0	0	0	0	0.00
26	Puri	0.00	0.00	0.00	0.00	0.00	###	0.00	0.00	0.00	0	0	0	0	0	0.00
27	Rayagada	71.58	0.00	0.00	71.58	27.00	38	44.58	0.00	0.00	11	0	11	0	11	0.00
28	Sambalpur	169.38	0.00	0.00	169.38	0.00	0	169.38	0.00	0.00	45	0	45	0	45	0.00
29	Subarnapur	3.01	0.00	0.00	3.01	0.00	0	3.01	0.00	0.00	13	0	13	0	13	0.00
30	Sundergarh	0.00	0.00	0.00	0.00	0.00	###	0.00	0.00	0.00	0	0	0	0	0	0.00
	Total	3296.70	0.00	0.00	3296.70	461.07	14	2835.63	0.00	2.36	777	12	789	113	676	2.60

Non-Residential Building for maintenance (in square
18
0
0
0
0
0
0
0
0
0
0
0
0
0
0
0
0
0
0
0
0
0
0
0
0
0
0
0
0
0
0
0
3636.05
0
0
0
3636.05



STATE REPORT OF FINANCIAL AND PHYSICAL ACHIEVEMENT UNDER 4TH STATE FINANCE COMMISSION AWARD
During the year 2016-17 upto the month of June '16

Sl. No.	Name of the Scheme	Financial Achievement (Rs. in lakhs)								Physical achievement					Road (in Km.) CC/BT/ Water Board Maccadom / earthen
		OB as on 01.4.2016	Grant Receipt (2015-16)	Other receipt (int. etc.) 2015- 16	Total Funds	Expenditure incurred	% Exp.	Balance	UC submitted	No. of projects			Project completed	Under progress	
										Spill Over	taken up	Total			
1	2	3	4	5	6	7	8	9	10	11	12	13	14	15	16
ZILA PARISHAD															
1	Devolution of Funds to Z.P. under 4th SFC	1401.17	491.94	0.00	1893.11	593.18	31	1299.93	0.00	303	285	588	247	341	2.68
2	Mega piped water supply (ZP)	4000.00	0.00	0.00	4000.00	0.00	0	4000.00	0.00	1	0	1	0	1	0.00
3	Maint./ improv. of road infrastructure under 4th SFC Z P (Motor Veh. Tax)	3650.46	774.64	0.00	4425.10	982.30	22	3442.80	0.00	516	391	907	367	540	2.34
PANCHAYAT SAMITI															
4	Devolution of Funds to P.S. 4th SFC	5064.46	1639.99	9.73	6714.18	1730.19	26	4983.99	10.23	1288	733	2021	492	1529	3.94
5	Staff Quarters (P.S.) under 4th SFC	1636.99	207.04	0.00	1844.03	165.10	9	1678.93	0.00	54	35	89	7	82	0.00
6	Grants to P.S. towards Salary of Computer Programmers	101.36	21.18	0.00	122.54	43.59	36	78.95	0.00	0	13	13	6	7	0.00
GRAM PANCHAYAT															
7	Devolution of Funds to G.P. under 4th SFC	24741.22	4002.32	8.62	28752.16	6012.16	21	22740.00	0.00	3180	3016	6196	2420	3776	8.25
8	Grants for Creation of Capital Assets of G.P. for Revenue Generation	7181.06	1415.21	10.01	8606.28	596.63	7	8009.65	0.00	684	141	825	67	758	0.00
9	Maintenance of Capital Assets of G.P.	1330.31	379.61	0.00	1709.92	283.62	17	1426.30	0.00	47	94	141	16	125	0.00
10	Street Lighting (Grants for creation of Capital Assets)	1469.04	314.86	0.00	1783.90	66.04	4	1717.86	0.00	1257	389	1646	20	1626	0.00
11	Construction of Staff Quarters G.P.	2381.55	198.27	0.10	2579.92	180.65	7	2399.27	0.00	219	83	302	7	295	0.00
12	Own Source of Revenue collected by GP	255.13	242.35	31.05	528.53	191.21	36.18	337.32	0.00	0	129	129	84	45	0.00
Grand Total		53212.75	9687.41	59.51	62959.67	10844.67	17	52115.00	10.23	7549	5309	12858	3733	9125	17.21
FINANCIAL AND PHYSICAL ACHIEVEMENT UNDER Non-CFC & SFC GRANTS DURING THE YEAR 2015-16															
	Maint. of Roads & Brides (Panchayat Roads) (ZP&PS)	1028.61	1156.30	27.00	2211.91	630.50	29	1581.41	0.00	147	527	674	228	446	0.00
	Maint. of Residential Building of PRIs (ZP, PS, DPO & SIRD)	377.50	249.50	3.00	630.00	198.72	32	431.28	0.00	31	46	77	35	42	0.00
	Maint. of Non-Residential Building (ZP, PS, DPO & SIRD)	309.77	157.51	2.50	469.78	280.75	60	189.03	0.00	24	41	65	34	31	0.00
G. TOTAL		1715.88	1563.31	32.50	3311.69	1109.97	34	2201.72	0.00	202	614	816	297	519	0.00

**ABSTRACT REPORT OF FINANCIAL AND PHYSICAL ACHIEVEMENT UNDER 4TH STATE FINANCE COMMISSION AWARD
During the year 2016-17 upto the month of June '16**

Sl. No.	Name of the District	Financial Achievement (Rs. in lakhs)								Physical achievement					Road (in Km.) CC/BT/ Water Board Maccadom / earthen
		OB as on 01.4.2016	Grant Receipt (2016-17)	Other receipt (int. etc.) 2016-17	Total Funds	Expenditure incurred	% Exp.	Balance	UC submitted	No. of projects			Project completed	Under progress	
										Spill Over	taken up	Total			
1	2	3	4	5	6	7	8	9	10	11	12	13	14	15	16
1	Angul	1440.85	676.89	0.00	2117.74	497.40	23	1620.34	0.00	148	283	431	147	284	0.76
2	Balasore	4006.66	46.00	0.00	4052.66	569.93	14	3482.73	0.00	110	407	517	280	237	0.00
3	Bargarh	640.67	0.00	0.00	640.67	263.64	41	377.03	0.00	491	0	491	164	327	2.17
4	Bhadrak	1744.28	13.50	0.00	1757.78	0.00	0	1757.78	0.00	310	0	310	0	310	0.00
5	Balangir	2231.69	591.46	30.65	2853.80	1180.37	41	1673.43	0.00	0	896	896	595	301	0.00
6	Boudh	343.72	0.00	0.00	343.72	170.10	49	173.62	0.00	0	0	0	0	0	0.00
7	Cuttack	1781.34	0.00	0.00	1781.34	0.00	0	1781.34	0.00	0	0	0	0	0	0.00
8	Deogarh	363.48	0.00	0.00	363.48	20.27	6	343.21	0.00	85	0	85	4	81	0.00
9	Dhenkanal	1830.01	142.46	0.00	1972.47	512.21	26	1460.26	0.00	341	127	468	192	276	4.16
10	Gajapati	1557.67	54.53	0.00	1612.20	336.25	21	1275.95	0.00	265	65	330	28	302	0.00
11	Ganjam	5549.29	917.35	0.00	6466.64	65.00	1	6401.64	0.00	0	14	14	1	13	0.00
12	Jagatsinghpur	463.96	2190.40	0.00	2654.36	218.16	8	2436.20	0.00	0	289	289	111	178	0.00
13	Jajpur	2018.74	1591.41	0.00	3610.15	1115.72	31	2494.43	0.00	0	561	561	182	379	1.19
14	Jharsuguda	723.63	0.00	10.08	733.71	99.60	14	634.11	0.00	139	47	186	10	176	0.00
15	Kalahandi	2955.32	0.00	0.00	2955.32	0.00	0	2955.32	0.00	139	0	139	0	139	0.00
16	Kandhamal	1602.41	0.00	0.00	1602.41	0.00	0	1602.41	0.00	0	0	0	0	0	0.00
17	Kendrapada	2160.76	50.00	0.00	2210.76	338.91	15	1871.85	0.00	153	422	575	109	466	0.00
18	Keonjhar	3136.21	14.00	0.00	3150.21	809.65	26	2340.56	0.00	1393	114	1507	865	642	0.00
19	Khurda	859.46	0.00	0.00	859.46	317.87	37	541.59	0.00	411	95	506	173	333	8.53
20	Koraput	2894.07	100.00	0.00	2994.07	29.86	1	2964.21	0.00	1052	0	1052	0	1052	0.00
21	Malkangiri	978.33	0.00	0.00	978.33	0.00	0	978.33	0.00	51	0	51	0	51	0.00
22	Mayurbhanj	5079.43	0.00	0.00	5079.43	473.53	9	4605.90	0.00	1838	0	1838	93	1745	0.00
23	Nawarangpur	1816.52	440.11	0.00	2256.63	108.69	5	2147.94	0.00	316	180	496	97	399	0.00
24	Nayagarh	1656.63	0.00	0.00	1656.63	0.00	0	1656.63	0.00	0	0	0	0	0	0.00
25	Nuapada	2104.45	0.00	0.00	2104.45	203.26	10	1901.19	0.00	160	7	167	48	119	0.00
26	Puri	3865.64	0.00	0.00	3865.64	260.66	7	3604.98	0.00	132	68	200	63	137	0.00
27	Rayagada	1827.03	77.19	0.00	1904.22	367.38	19	1536.84	10.23	0	585	585	185	400	0.00
28	Sambalpur	320.22	1298.37	16.21	1634.80	411.07	25	1223.73	0.00	0	920	920	272	648	0.00
29	Subarnapur	1108.75	106.46	0.00	1215.21	468.69	39	746.52	0.00	0	167	167	38	129	0.40
30	Sundergarh	2354.60	1267.98	0.00	3622.58	2006.45	55	1616.13	0.00	15	62	77	76	1	0.00
	Total	59415.82	9578.11	56.94	69050.87	10844.67	16	58206.20	10.23	7549	5309	12858	3733	9125	17.21

59415.82

0.00

ZILLA PARISHAD

ZILLA PARISHAD REPORT OF FINANCIAL AND PHYSICAL ACHIEVEMENT UNDER 4TH STATE FINANCE COMMISSION AWARD
During the year 2016-17 upto the month of June '16

Sl. No.	Name of the District	Financial Achievement (Rs. in lakhs)							Physical achievement					Road (in Km.) CC/BT/ Water Board Maccadom / earthen	
		OB as on 01.4.2016	Grant Receipt (2016-17)	Other receipt (int. etc.) 2016-17	Total Funds	Expenditure incurred	% Exp.	Balance	UC submitted	No. of projects			Project completed		Under progress
										Spill Over	taken up	Total			
1	2	3	4	5	6	7	8	9	10	11	12	13	14	15	16
1	Angul	98.36	158.36	0.00	256.72	0.00	0	256.72	0.00	0	0	0	0	0	0
2	Balasore	896.06	7.10	0.00	903.16	38.65	4	864.51	0.00	41	29	70	17	53	0
3	Bargarh	31.88	0.00	0.00	31.88	18.85	59	13.03	0.00	16	0	16	9	7	0
4	Bhadrak	500.00	0.00	0.00	500.00	0.00	0	500.00	0.00	0	0	0	0	0	0
5	Balangir	332.50	31.50	0.00	364.00	196.83	54	167.17	0.00	0	105	105	71	34	0
6	Boudh	23.24	0.00	0.00	23.24	11.60	50	11.64	0.00	0	0	0	0	0	0
7	Cuttack	0.00	0.00	0.00	0.00	0.00	###	0.00	0.00	0	0	0	0	0	0
8	Deogarh	71.68	0.00	0.00	71.68	20.27	28	51.41	0.00	25	0	25	4	21	0
9	Dhenkanal	195.16	0.00	0.00	195.16	98.68	51	96.48	0.00	41	28	69	43	26	1
10	Gajapati	135.36	14.53	0.00	149.89	30.80	21	119.09	0.00	12	30	42	3	39	0
11	Ganjam	649.78	0.00	0.00	649.78	0.00	0	649.78	0.00	0	0	0	0	0	0
12	Jagatsinghpur	80.00	242.66	0.00	322.66	25.50	8	297.16	0.00	0	40	40	11	29	0
13	Jajpur	0.00	349.00	0.00	349.00	92.73	27	256.27	0.00	0	88	88	39	49	1
14	Jharsuguda	102.49	14.53	0.00	117.02	18.80	16	98.22	0.00	20	17	37	0	37	0
15	Kalahandi	136.00	0.00	0.00	136.00	0.00	0	136.00	0.00	139	0	139	0	139	0
16	Kandhamal	0.00	0.00	0.00	0.00	0.00	###	0.00	0.00	0	0	0	0	0	0
17	Kendrapada	228.32	0.00	0.00	228.32	45.00	20	183.32	0.00	56	64	120	54	66	0
18	Keonjhar	1301.85	0.00	0.00	1301.85	213.90	16	1087.95	0.00	85	27	112	108	4	0
19	Khurda	88.48	0.00	0.00	88.48	70.05	79	18.43	0.00	44	0	44	29	15	2
20	Koraput	308.74	100.00	0.00	408.74	4.00	1	404.74	0.00	87	0	87	0	87	0
21	Malkangiri	157.88	0.00	0.00	157.88	0.00	0	157.88	0.00	0	0	0	0	0	0
22	Mayurbhanj	475.46	0.00	0.00	475.46	126.16	27	349.30	0.00	192	0	192	41	151	0
23	Nawarangpur	257.67	0.00	0.00	257.67	0.00	0	257.67	0.00	0	0	0	0	0	0
24	Nayagarh	60.00	0.00	0.00	60.00	0.00	0	60.00	0.00	0	0	0	0	0	0
25	Nuapada	1135.86	0.00	0.00	1135.86	14.68	1	1121.18	0.00	48	0	48	1	47	0
26	Puri	1314.35	0.00	0.00	1314.35	50.89	4	1263.46	0.00	0	23	23	13	10	0
27	Rayagada	237.06	0.00	0.00	237.06	109.73	46	127.33	0.00	0	74	74	32	42	0
28	Sambalpur	0.00	145.45	0.00	145.45	90.71	62	54.74	0.00	0	73	73	48	25	0
29	Subarnapur	63.50	0.00	0.00	63.50	47.20	74	16.30	0.00	0	16	16	15	1	0
30	Sundergarh	169.95	203.45	0.00	373.40	250.45	67	122.95	0.00	14	62	76	76	0	0
	Total	9051.63	1266.58	0.00	10318.21	1575.48	15	8742.73	0.00	820	676	1496	614	882	

**Devolution of Funds to Z.P. under award of 4th SFC (ZP)
During the year 2016-17 upto the month of June '16**

Sl. No.	Name of the District	Financial Achievement (Rs. in lakhs)								Physical achievement					Road (in Km.) CC/BT/ Water Board Maccadom / earthen
		OB as on 01.4.2016	Grant Receipt (2016-17)	Other receipt (int. etc.) 2016-17	Total Funds	Expenditure incurred	% of Exp.	Balance	UC submitted	No. of projects			Project completed	Under progress	
										Spill Over	taken up	Total			
1	2	3	4	5	6	7	8	9	10	11	12	13	14	15	16
1	Angul	0.00	60.00	0.00	60.00	0.00	0	60.00	0.00	0	0	0	0	0	0.00
2	Balasore	87.00	0.00	0.00	87.00	15.00	17	72.00	0.00	31	13	44	6	38	0.00
3	Bargarh	0.00	0.00	0.00	0.00	0.00	0	0.00	0.00	0	0	0	0	0	0.00
4	Bhadrak	0.00	0.00	0.00	0.00	0.00	0	0.00	0.00	0	0	0	0	0	0.00
5	Balangir	105.00	31.50	0.00	136.50	91.63	67	44.87	0.00	0	43	43	32	11	0.00
6	Boudh	0.00	0.00	0.00	0.00	0.00	0	0.00	0.00	0	0	0	0	0	0.00
7	Cuttack	0.00	0.00	0.00	0.00	0.00	0	0.00	0.00	0	0	0	0	0	0.00
8	Deogarh	22.50	0.00	0.00	22.50	8.02	36	14.48	0.00	7	0	7	1	6	0.00
9	Dhenkanal	56.00	0.00	0.00	56.00	22.50	40	33.50	0.00	12	15	27	15	12	0.62
10	Gajapati	37.00	14.53	0.00	51.53	5.40	10	46.13	0.00	12	0	12	1	11	0.00
11	Ganjam	165.00	0.00	0.00	165.00	0.00	0	165.00	0.00	0	0	0	0	0	0.00
12	Jagatsinghpur	80.00	60.00	0.00	140.00	25.50	18	114.50	0.00	0	28	28	11	17	0.00
13	Jajpur	0.00	75.00	0.00	75.00	35.81	48	39.19	0.00	0	42	42	17	25	1.19
14	Jharsuguda	37.50	14.53	0.00	52.03	6.81	13	45.22	0.00	5	17	22	0	22	0.00
15	Kalahandi	19.50	0.00	0.00	19.50	0.00	0	19.50	0.00	45	0	45	0	45	0.00
16	Kandhamal	0.00	0.00	0.00	0.00	0.00	0	0.00	0.00	0	0	0	0	0	0.00
17	Kendrapada	38.50	0.00	0.00	38.50	15.00	39	23.50	0.00	18	0	18	10	8	0.00
18	Keonjhar	41.90	0.00	0.00	41.90	41.90	100	0.00	0.00	20	23	43	43	0	0.00
19	Khurda	20.75	0.00	0.00	20.75	14.25	69	6.50	0.00	14	0	14	6	8	0.47
20	Koraput	105.00	100.00	0.00	205.00	0.00	0	205.00	0.00	29	0	29	0	29	0.00
21	Malkangiri	52.50	0.00	0.00	52.50	0.00	0	52.50	0.00	0	0	0	0	0	0.00
22	Mayurbhanj	106.52	0.00	0.00	106.52	43.90	41	62.62	0.00	82	0	82	19	63	0.00
23	Nawarangpur	75.00	0.00	0.00	75.00	0.00	0	75.00	0.00	0	0	0	0	0	0.00
24	Nayagarh	60.00	0.00	0.00	60.00	0.00	0	60.00	0.00	0	0	0	0	0	0.00
25	Nuapada	37.50	0.00	0.00	37.50	0.00	0	37.50	0.00	14	0	14	0	14	0.00
26	Puri	82.50	0.00	0.00	82.50	17.50	21	65.00	0.00	0	8	8	5	3	0.00
27	Rayagada	82.50	0.00	0.00	82.50	47.50	58	35.00	0.00	0	22	22	7	15	0.00
28	Sambalpur	0.00	55.88	0.00	55.88	34.26	61	21.62	0.00	0	33	33	20	13	0.00
29	Subarnapur	42.00	0.00	0.00	42.00	40.70	97	1.30	0.00	0	16	16	15	1	0.40
30	Sundergarh	47.00	80.50	0.00	127.50	127.50	100	0.00	0.00	14	25	39	39	0	0.00
	Total	1401.17	491.94	0.00	1893.11	593.18	31	1299.93	0.00	303	285	588	247	341	2.68

**Mega Piped Water Supply (ZP)
During the year 2016-17 upto the month of June '16**

Sl. No.	Name of the District	Financial Achievement (Rs. in lakhs)							Physical achievement					Road (in Km.) CC/BT/ Water Board Maccadom / earthen	
		OB OB as on 01.4.2016	Grant Receipt (2016-17)	Other receipt (int. etc.) 2016-17	Total Funds	Expenditure incurred	% of Exp.	Balance	UC submitted	No. of projects			Project completed		Under progress
										Spill Over	taken up	Total			
1	2	3	4	5	6	7	8	9	10	11	12	13	14	15	16
1	Angul	0.00	0.00	0.00	0.00	0.00	0	0.00	0.00	0	0	0	0	0	0
2	Balasore	500.00	0.00	0.00	500.00	0.00	0	500.00	0.00	0	0	0	0	0	0
3	Bargarh	0.00	0.00	0.00	0.00	0.00	0	0.00	0.00	0	0	0	0	0	0
4	Bhadrak	500.00	0.00	0.00	500.00	0.00	0	500.00	0.00	0	0	0	0	0	0
5	Balangir	0.00	0.00	0.00	0.00	0.00	0	0.00	0.00	0	0	0	0	0	0
6	Boudh	0.00	0.00	0.00	0.00	0.00	0	0.00	0.00	0	0	0	0	0	0
7	Cuttack	0.00	0.00	0.00	0.00	0.00	0	0.00	0.00	0	0	0	0	0	0
8	Deogarh	0.00	0.00	0.00	0.00	0.00	0	0.00	0.00	0	0	0	0	0	0
9	Dhenkanal	0.00	0.00	0.00	0.00	0.00	0	0.00	0.00	0	0	0	0	0	0
10	Gajapati	0.00	0.00	0.00	0.00	0.00	0	0.00	0.00	0	0	0	0	0	0
11	Ganjam	0.00	0.00	0.00	0.00	0.00	0	0.00	0.00	0	0	0	0	0	0
12	Jagatsinghpur	0.00	0.00	0.00	0.00	0.00	0	0.00	0.00	0	0	0	0	0	0
13	Jajpur	0.00	0.00	0.00	0.00	0.00	0	0.00	0.00	0	0	0	0	0	0
14	Jharsuguda	0.00	0.00	0.00	0.00	0.00	0	0.00	0.00	0	0	0	0	0	0
15	Kalahandi	0.00	0.00	0.00	0.00	0.00	0	0.00	0.00	0	0	0	0	0	0
16	Kandhamal	0.00	0.00	0.00	0.00	0.00	0	0.00	0.00	0	0	0	0	0	0
17	Kendrapada	0.00	0.00	0.00	0.00	0.00	0	0.00	0.00	0	0	0	0	0	0
18	Keonjhar	1000.00	0.00	0.00	1000.00	0.00	0	1000.00	0.00	0	0	0	0	0	0
19	Khurda	0.00	0.00	0.00	0.00	0.00	0	0.00	0.00	0	0	0	0	0	0
20	Koraput	0.00	0.00	0.00	0.00	0.00	0	0.00	0.00	0	0	0	0	0	0
21	Malkangiri	0.00	0.00	0.00	0.00	0.00	0	0.00	0.00	0	0	0	0	0	0
22	Mayurbhanj	0.00	0.00	0.00	0.00	0.00	0	0.00	0.00	0	0	0	0	0	0
23	Nawarangpur	0.00	0.00	0.00	0.00	0.00	0	0.00	0.00	0	0	0	0	0	0
24	Nayagarh	0.00	0.00	0.00	0.00	0.00	0	0.00	0.00	0	0	0	0	0	0
25	Nuapada	1000.00	0.00	0.00	1000.00	0.00	0	1000.00	0.00	1	0	1	0	1	0
26	Puri	1000.00	0.00	0.00	1000.00	0.00	0	1000.00	0.00	0	0	0	0	0	0
27	Rayagada	0.00	0.00	0.00	0.00	0.00	0	0.00	0.00	0	0	0	0	0	0
28	Sambalpur	0.00	0.00	0.00	0.00	0.00	0	0.00	0.00	0	0	0	0	0	0
29	Subarnapur	0.00	0.00	0.00	0.00	0.00	0	0.00	0.00	0	0	0	0	0	0
30	Sundergarh	0.00	0.00	0.00	0.00	0.00	0	0.00	0.00	0	0	0	0	0	0
	Total	4000.00	0.00	0.00	4000.00	0.00	0	4000.00	0.00	1	0	1	0	1	

**Maintenance/ improvement of road infrastructure under the award of 4th SFC Zilla Parishad (Motor Vehicle Tax) (ZP)
During the year 2016-17 upto the month of June '16**

Sl. No.	Name of the District	Financial Achievement (Rs. in lakhs)							Physical achievement					Road (in Km.) CC/BT/ Water Board	
		OB as on 01.4.2016	Grant Receipt (2016-17)	Other receipt (int. etc.) 2016-17	Total Funds	Expenditure incurred	% of Exp.	Balance	UC submitte d	No. of projects			Project complete d		Under progress
										Spill Over	taken up	Total			
1	2	3	4	5	6	7	8	9	10	11	12	13	14	15	16
1	Angul	98.36	98.36	0.00	196.72	0.00	0	196.72	0.00	0	0	0	0	0	0.00
2	Balasore	309.06	7.10	0.00	316.16	23.65	7	292.51	0.00	10	16	26	11	15	0.00
3	Bargarh	31.88	0.00	0.00	31.88	18.85	59	13.03	0.00	16	0	16	9	7	0.44
4	Bhadrak	0.00	0.00	0.00	0.00	0.00	0	0.00	0.00	0	0	0	0	0	0.00
5	Balangir	227.50	0.00	0.00	227.50	105.20	46	122.30	0.00	0	62	62	39	23	0.00
6	Boudh	23.24	0.00	0.00	23.24	11.60	50	11.64	0.00	0	0	0	0	0	0.00
7	Cuttack	0.00	0.00	0.00	0.00	0.00	0	0.00	0.00	0	0	0	0	0	0.00
8	Deogarh	49.18	0.00	0.00	49.18	12.25	25	36.93	0.00	18	0	18	3	15	0.00
9	Dhenkanal	139.16	0.00	0.00	139.16	76.18	55	62.98	0.00	29	13	42	28	14	0.59
10	Gajapati	98.36	0.00	0.00	98.36	25.40	26	72.96	0.00	0	30	30	2	28	0.00
11	Ganjam	484.78	0.00	0.00	484.78	0.00	0	484.78	0.00	0	0	0	0	0	0.00
12	Jagatsinghpur	0.00	182.66	0.00	182.66	0.00	0	182.66	0.00	0	12	12	0	12	0.00
13	Jajpur	0.00	274.00	0.00	274.00	56.92	21	217.08	0.00	0	46	46	22	24	0.00
14	Jharsuguda	64.99	0.00	0.00	64.99	11.99	18	53.00	0.00	15	0	15	0	15	0.00
15	Kalahandi	116.50	0.00	0.00	116.50	0.00	0	116.50	0.00	94	0	94	0	94	0.00
16	Kandhamal	0.00	0.00	0.00	0.00	0.00	0	0.00	0.00	0	0	0	0	0	0.00
17	Kendrapada	189.82	0.00	0.00	189.82	30.00	16	159.82	0.00	38	64	102	44	58	0.00
18	Keonjhar	259.95	0.00	0.00	259.95	172.00	66	87.95	0.00	65	4	69	65	4	0.00
19	Khurda	67.73	0.00	0.00	67.73	55.80	82	11.93	0.00	30	0	30	23	7	1.31
20	Koraput	203.74	0.00	0.00	203.74	4.00	2	199.74	0.00	58	0	58	0	58	0.00
21	Malkangiri	105.38	0.00	0.00	105.38	0.00	0	105.38	0.00	0	0	0	0	0	0.00
22	Mayurbhanj	368.94	0.00	0.00	368.94	82.26	22	286.68	0.00	110	0	110	22	88	0.00
23	Nawarangpur	182.67	0.00	0.00	182.67	0.00	0	182.67	0.00	0	0	0	0	0	0.00
24	Nayagarh	0.00	0.00	0.00	0.00	0.00	0	0.00	0.00	0	0	0	0	0	0.00
25	Nuapada	98.36	0.00	0.00	98.36	14.68	15	83.68	0.00	33	0	33	1	32	0.00
26	Puri	231.85	0.00	0.00	231.85	33.39	14	198.46	0.00	0	15	15	8	7	0.00
27	Rayagada	154.56	0.00	0.00	154.56	62.23	40	92.33	0.00	0	52	52	25	27	0.00
28	Sambalpur	0.00	89.57	0.00	89.57	56.45	63	33.12	0.00	0	40	40	28	12	0.00
29	Subarnapur	21.50	0.00	0.00	21.50	6.50	30	15.00	0.00	0	0	0	0	0	0.00
30	Sundergarh	122.95	122.95	0.00	245.90	122.95	50	122.95	0.00	0	37	37	37	0	0.00
	Total	3650.46	774.64	0.00	4425.10	982.30	22	3442.80	0.00	516	391	907	367	540	2.34

PANCHAYAT SAMITI
PANCHAYAT SAMIT REPORT OF FINANCIAL AND PHYSICAL ACHIEVEMENT UNDER 4TH STATE FINANCE COMMISSION AWARD
During the year 2016-17 upto the month of June '16

Sl. No.	Name of the District	Financial Achievement (Rs. in lakhs)							Physical achievement					Road (in Km.) CC/BT/ Water Board Maccadom / earthen	
		OB as on 01.4.2016	Grant Receipt (2016-17)	Other receipt (int. etc.) 2016-17	Total Funds	Expenditure incurred	% Exp.	Balance	UC submitted	No. of projects			Project completed		Under progress
										Spill Over	taken up	Total			
1	2	3	4	5	6	7	8	9	10	11	12	13	14	15	16
1	Angul	152.56	59.40	0.00	211.96	35.30	17	176.66	0.00	9	19	28	22	6	0.76
2	Balasore	473.40	33.30	0.00	506.70	81.30	16	425.40	0.00	38	44	82	32	50	0.00
3	Bargarh	86.51	0.00	0.00	86.51	57.79	67	28.72	0.00	37	0	37	26	11	1.73
4	Bhadrak	265.95	0.00	0.00	265.95	0.00	0	265.95	0.00	79	0	79	0	79	0.00
5	Balangir	93.97	197.73	0.81	292.51	164.17	56	128.34	0.00	0	81	81	54	27	0.00
6	Boudh	41.09	0.00	0.00	41.09	21.50	52	19.59	0.00	0	0	0	0	0	0.00
7	Cuttack	0.00	0.00	0.00	0.00	0.00	###	0.00	0.00	0	0	0	0	0	0.00
8	Deogarh	0.00	0.00	0.00	0.00	0.00	###	0.00	0.00	0	0	0	0	0	0.00
9	Dhenkanal	238.18	0.00	0.00	238.18	83.48	35	154.70	0.00	38	21	59	28	31	0.25
10	Gajapati	276.83	0.00	0.00	276.83	142.85	52	133.98	0.00	112	7	119	14	105	0.00
11	Ganjam	693.56	0.00	0.00	693.56	0.00	0	693.56	0.00	0	0	0	0	0	0.00
12	Jagatsinghpur	263.96	312.40	0.00	576.36	44.66	8	531.70	0.00	0	94	94	41	53	0.00
13	Jajpur	93.24	449.29	0.00	542.53	117.23	22	425.30	0.00	0	159	159	41	118	0.00
14	Jharsuguda	175.08	9.00	0.00	184.08	31.35	17	152.73	0.00	52	10	62	5	57	0.00
15	Kalahandi	0.00	0.00	0.00	0.00	0.00	###	0.00	0.00	0	0	0	0	0	0.00
16	Kandhamal	0.00	0.00	0.00	0.00	0.00	###	0.00	0.00	0	0	0	0	0	0.00
17	Kendrapada	308.01	0.00	0.00	308.01	62.00	20	246.01	0.00	25	0	25	2	23	0.00
18	Keonjhar	197.56	14.00	0.00	211.56	120.25	57	91.31	0.00	198	87	285	104	181	0.00
19	Khurda	115.34	0.00	0.00	115.34	38.16	33	77.18	0.00	57	14	71	33	38	1.20
20	Koraput	591.64	0.00	0.00	591.64	0.00	0	591.64	0.00	240	0	240	0	240	0.00
21	Malkangiri	193.69	0.00	0.00	193.69	0.00	0	193.69	0.00	0	0	0	0	0	0.00
22	Mayurbhanj	760.96	0.00	0.00	760.96	142.35	19	618.61	0.00	416	0	416	8	408	0.00
23	Nawarangpur	56.54	432.77	0.00	489.31	0.00	0	489.31	0.00	0	0	0	0	0	0.00
24	Nayagarh	274.01	0.00	0.00	274.01	0.00	0	274.01	0.00	0	0	0	0	0	0.00
25	Nuapada	159.90	0.00	0.00	159.90	34.25	21	125.65	0.00	22	4	26	3	23	0.00
26	Puri	356.77	0.00	0.00	356.77	16.81	5	339.96	0.00	18	7	25	3	22	0.00
27	Rayagada	122.55	20.86	0.00	143.41	72.09	50	71.32	10.23	0	27	27	26	1	0.00
28	Sambalpur	271.29	26.96	8.92	307.17	151.92	49	155.25	0.00	0	131	131	44	87	0.00
29	Subarnapur	190.46	0.00	0.00	190.46	119.42	63	71.04	0.00	0	76	76	19	57	0.00
30	Sundergarh	349.76	312.50	0.00	662.26	402.00	61	260.26	0.00	1	0	1	0	1	0.00
	Total	6802.81	1868.21	9.73	8680.75	1938.88	22	6741.87	10.23	1342	781	2123	505	1618	3.94

**Devolution of Funds to P.S. under award of 4th SFC (PS)
During the year 2016-17 upto the month of June '16**

Sl. N o.	Name of the District	Financial Ahiement (Rs. in lakhs)							Physical achievement					Road (in Km.) CC/BT/ Water Board Maccadom / earthen	
		OB as on 01.4.2016	Grant Receipt (2016-17)	Other receipt (int. etc.) 2016-17	Total Funds	Expenditure incurred	% of Exp.	Balance	UC submitted	No. of projects			Project completed		Under progress
										Spill Over	taken up	Total			
1	2	3	4	5	6	7	8	9	10	11	12	13	14	15	16
1	Angul	127.72	59.40	0.00	187.12	35.30	19	151.82	0.00	8	19	27	22	5	0.76
2	Balasore	401.16	33.30	0.00	434.46	80.17	18	354.29	0.00	38	44	82	32	50	0.00
3	Bargarh	86.51	0.00	0.00	86.51	57.79	67	28.72	0.00	37	0	37	26	11	1.73
4	Bhadrak	240.07	0.00	0.00	240.07	0.00	0	240.07	0.00	77	0	77	0	77	0.00
5	Balangir	88.40	197.73	0.81	286.94	158.60	55	128.34	0.00	0	81	81	54	27	0.00
6	Boudh	41.09	0.00	0.00	41.09	21.50	52	19.59	0.00	0	0	0	0	0	0.00
7	Cuttack	0.00	0.00	0.00	0.00	0.00	0	0.00	0.00	0	0	0	0	0	0.00
8	Deogarh	0.00	0.00	0.00	0.00	0.00	0	0.00	0.00	0	0	0	0	0	0.00
9	Dhenkanal	224.18	0.00	0.00	224.18	80.98	36	143.20	0.00	38	20	58	28	30	0.25
10	Gajapati	156.79	0.00	0.00	156.79	65.80	42	90.99	0.00	99	0	99	12	87	0.00
11	Ganjam	380.96	0.00	0.00	380.96	0.00	0	380.96	0.00	0	0	0	0	0	0.00
12	Jagatsinghpur	200.00	311.29	0.00	511.29	43.55	9	467.74	0.00	0	92	92	41	51	0.00
13	Jajpur	0.00	449.29	0.00	449.29	80.99	18	368.30	0.00	0	149	149	38	111	0.00
14	Jharsuguda	102.74	0.00	0.00	102.74	31.26	30	71.48	0.00	50	8	58	5	53	0.00
15	Kalahandi	0.00	0.00	0.00	0.00	0.00	0	0.00	0.00	0	0	0	0	0	0.00
16	Kandhamal	0.00	0.00	0.00	0.00	0.00	0	0.00	0.00	0	0	0	0	0	0.00
17	Kendrapada	300.01	0.00	0.00	300.01	60.00	20	240.01	0.00	24	0	24	2	22	0.00
18	Keonjhar	197.56	0.00	0.00	197.56	120.25	61	77.31	0.00	198	87	285	104	181	0.00
19	Khurda	59.94	0.00	0.00	59.94	36.16	60	23.78	0.00	48	14	62	33	29	1.20
20	Koraput	362.64	0.00	0.00	362.64	0.00	0	362.64	0.00	226	0	226	0	226	0.00
21	Malkangiri	173.30	0.00	0.00	173.30	0.00	0	173.30	0.00	0	0	0	0	0	0.00
22	Mayurbhanj	612.96	0.00	0.00	612.96	115.20	19	497.76	0.00	406	0	406	7	399	0.00
23	Nawarangpur	22.45	248.73	0.00	271.18	0.00	0	271.18	0.00	0	0	0	0	0	0.00
24	Nayagarh	274.01	0.00	0.00	274.01	0.00	0	274.01	0.00	0	0	0	0	0	0.00
25	Nuapada	123.90	0.00	0.00	123.90	34.25	28	89.65	0.00	20	4	24	3	21	0.00
26	Puri	329.77	0.00	0.00	329.77	14.81	4	314.96	0.00	18	7	25	3	22	0.00
27	Rayagada	108.24	20.86	0.00	129.10	70.98	55	58.12	10.23	0	27	27	26	1	0.00
28	Sambalpur	211.29	6.89	8.92	227.10	120.03	53	107.07	0.00	0	111	111	43	68	0.00
29	Subarnapur	134.04	0.00	0.00	134.04	100.57	75	33.47	0.00	0	70	70	13	57	0.00
30	Sundergarh	104.73	312.50	0.00	417.23	402.00	96	15.23	0.00	1	0	1	0	1	0.00
	Total	5064.46	1639.99	9.73	6714.18	1730.19	26	4983.99	10.23	1288	733	2021	492	1529	3.94

271.18
248.73

Staff Quarters (P.S.) under the award of 4th SFC(P.S.)

During the year 2016-17 upto the month of June '16

Sl. No.	Name of the District	Financial Achievement (Rs. in lakhs)								Physical achievement					Road (in Km.) CC/BT/ Water Board Maccadom / earthen
		OB as on 01.4.2016	Grant Receipt (2016-17)	Other receipt (int. etc.) 2016-17	Total Funds	Expenditure incurred	% of Exp.	Balance	UC submitted	No. of projects			Project completed	Under progress	
										Spill Over	taken up	Total			
1	2	3	4	5	6	7	8	9	10	11	12	13	14	15	16
1	Angul	24.84	0.00	0.00	24.84	0.00	0	24.84	0.00	1	0	1	0	1	
2	Balasore	60.00	0.00	0.00	60.00	0.00	0	60.00	0.00	0	0	0	0	0	
3	Bargarh	0.00	0.00	0.00	0.00	0.00	0	0.00	0.00	0	0	0	0	0	
4	Bhadrak	25.88	0.00	0.00	25.88	0.00	0	25.88	0.00	2	0	2	0	2	
5	Balangir	0.00	0.00	0.00	0.00	0.00	0	0.00	0.00	0	0	0	0	0	
6	Boudh	0.00	0.00	0.00	0.00	0.00	0	0.00	0.00	0	0	0	0	0	
7	Cuttack	0.00	0.00	0.00	0.00	0.00	0	0.00	0.00	0	0	0	0	0	
8	Deogarh	0.00	0.00	0.00	0.00	0.00	0	0.00	0.00	0	0	0	0	0	
9	Dhenkanal	14.00	0.00	0.00	14.00	2.50	18	11.50	0.00	0	1	1	0	1	
10	Gajapati	115.75	0.00	0.00	115.75	75.95	66	39.80	0.00	13	0	13	2	11	
11	Ganjam	287.00	0.00	0.00	287.00	0.00	0	287.00	0.00	0	0	0	0	0	
12	Jagatsinghpur	63.96	0.00	0.00	63.96	0.00	0	63.96	0.00	0	2	2	0	2	
13	Jajpur	81.00	0.00	0.00	81.00	24.00	30	57.00	0.00	0	10	10	3	7	
14	Jharsuguda	69.00	9.00	0.00	78.00	0.00	0	78.00	0.00	2	2	4	0	4	
15	Kalahandi	0.00	0.00	0.00	0.00	0.00	0	0.00	0.00	0	0	0	0	0	
16	Kandhamal	0.00	0.00	0.00	0.00	0.00	0	0.00	0.00	0	0	0	0	0	
17	Kendrapada	8.00	0.00	0.00	8.00	2.00	25	6.00	0.00	1	0	1	0	1	
18	Keonjhar	0.00	14.00	0.00	14.00	0.00	0	14.00	0.00	0	0	0	0	0	
19	Khurda	55.40	0.00	0.00	55.40	2.00	4	53.40	0.00	9	0	9	0	9	
20	Koraput	229.00	0.00	0.00	229.00	0.00	0	229.00	0.00	14	0	14	0	14	
21	Malkangiri	18.00	0.00	0.00	18.00	0.00	0	18.00	0.00	0	0	0	0	0	
22	Mayurbhanj	148.00	0.00	0.00	148.00	27.15	18	120.85	0.00	10	0	10	1	9	
23	Nawarangpur	22.96	184.04	0.00	207.00	0.00	0	207.00	0.00	0	0	0	0	0	
24	Nayagarh	0.00	0.00	0.00	0.00	0.00	0	0.00	0.00	0	0	0	0	0	
25	Nuapada	36.00	0.00	0.00	36.00	0.00	0	36.00	0.00	2	0	2	0	2	
26	Puri	27.00	0.00	0.00	27.00	2.00	7	25.00	0.00	0	0	0	0	0	
27	Rayagada	13.20	0.00	0.00	13.20	0.00	0	13.20	0.00	0	0	0	0	0	
28	Sambalpur	60.00	0.00	0.00	60.00	14.00	23	46.00	0.00	0	20	20	1	19	
29	Subarnapur	53.00	0.00	0.00	53.00	15.50	29	37.50	0.00	0	0	0	0	0	
30	Sundergarh	225.00	0.00	0.00	225.00	0.00	0	225.00	0.00	0	0	0	0	0	
Total		1636.99	207.04	0.00	1844.03	165.10	9	1678.93	0.00	54	35	89	7	82	

**Grants to P.S. towards Salary of Computer Programmers (P.S.)
During the year 2016-17 upto the month of June '16**

Sl. No.	Name of the District	Financial Achievement (Rs. in lakhs)								Physical achievement				
		OB as on 01.4.2016	Grant Receipt (2016-17)	Other receipt (int. etc.) 2016-17	Total Funds	Expenditure incurred	% of Exp.	Balance	UC submitted	No. of Projects			Project completed	Under progress
										Spill Over	taken up	Total		
1	2	3	4	5	6	7	8	9	10	11	12	13	14	15
1	Angul	0.00	0.00	0.00	0.00	0.00	0	0.00	0.00	0	0	0	0	0
2	Balasore	12.24	0.00	0.00	12.24	1.13	9	11.11	0.00	0	0	0	0	0
3	Bargarh	0.00	0.00	0.00	0.00	0.00	0	0.00	0.00	0	0	0	0	0
4	Bhadrak	0.00	0.00	0.00	0.00	0.00	0	0.00	0.00	0	0	0	0	0
5	Balangir	5.57	0.00	0.00	5.57	5.57	100	0.00	0.00	0	0	0	0	0
6	Boudh	0.00	0.00	0.00	0.00	0.00	0	0.00	0.00	0	0	0	0	0
7	Cuttack	0.00	0.00	0.00	0.00	0.00	0	0.00	0.00	0	0	0	0	0
8	Deogarh	0.00	0.00	0.00	0.00	0.00	0	0.00	0.00	0	0	0	0	0
9	Dhenkanal	0.00	0.00	0.00	0.00	0.00	0	0.00	0.00	0	0	0	0	0
10	Gajapati	4.29	0.00	0.00	4.29	1.10	26	3.19	0.00	0	7	7	0	7
11	Ganjam	25.60	0.00	0.00	25.60	0.00	0	25.60	0.00	0	0	0	0	0
12	Jagatsinghpur	0.00	1.11	0.00	1.11	1.11	100	0.00	0.00	0	0	0	0	0
13	Jajpur	12.24	0.00	0.00	12.24	12.24	100	0.00	0.00	0	0	0	0	0
14	Jharsuguda	3.34	0.00	0.00	3.34	0.09	3	3.25	0.00	0	0	0	0	0
15	Kalahandi	0.00	0.00	0.00	0.00	0.00	0	0.00	0.00	0	0	0	0	0
16	Kandhamal	0.00	0.00	0.00	0.00	0.00	0	0.00	0.00	0	0	0	0	0
17	Kendrapada	0.00	0.00	0.00	0.00	0.00	0	0.00	0.00	0	0	0	0	0
18	Keonjhar	0.00	0.00	0.00	0.00	0.00	0	0.00	0.00	0	0	0	0	0
19	Khurda	0.00	0.00	0.00	0.00	0.00	0	0.00	0.00	0	0	0	0	0
20	Koraput	0.00	0.00	0.00	0.00	0.00	0	0.00	0.00	0	0	0	0	0
21	Malkangiri	2.39	0.00	0.00	2.39	0.00	0	2.39	0.00	0	0	0	0	0
22	Mayurbhanj	0.00	0.00	0.00	0.00	0.00	0	0.00	0.00	0	0	0	0	0
23	Nawarangpur	11.13	0.00	0.00	11.13	0.00	0	11.13	0.00	0	0	0	0	0
24	Nayagarh	0.00	0.00	0.00	0.00	0.00	0	0.00	0.00	0	0	0	0	0
25	Nuapada	0.00	0.00	0.00	0.00	0.00	0	0.00	0.00	0	0	0	0	0
26	Puri	0.00	0.00	0.00	0.00	0.00	0	0.00	0.00	0	0	0	0	0
27	Rayagada	1.11	0.00	0.00	1.11	1.11	100	0.00	0.00	0	0	0	0	0
28	Sambalpur	0.00	20.07	0.00	20.07	17.89	89	2.18	0.00	0	0	0	0	0
29	Subarnapur	3.42	0.00	0.00	3.42	3.35	98	0.07	0.00	0	6	6	6	0
30	Sundergarh	20.03	0.00	0.00	20.03	0.00	0	20.03	0.00	0	0	0	0	0
	Total	101.36	21.18	0.00	122.54	43.59	36	78.95	0.00	0	13	13	6	7

GRAM PANCHAYAT
GRAM PANCHAYAT REPORT OF FINANCIAL AND PHYSICAL ACHIEVEMENT UNDER 4TH STATE FINANCE COMMISSION AWARD
During the year 2016-17 upto the month of June '16

Sl. No.	Name of the District	Financial Achievement (Rs. in lakhs)								Physical achievement					Road (in Km.) CC/BT/ Water Board Maccadom / earthen
		OB as on 01.4.2016	Grant Released	Other received (int. etc.)	Total Funds	Expenditure incurred	% of Exp.	Balance	UC submitted	No. of projects			Project completed	Under progress	
										Spill Over	taken up	Total			
1	2	3	4	5	6	7	8	9	10	12	13	14	15	16	17
1	Angul	1189.93	459.13	0.00	1649.06	462.10	28	1186.96	0.00	139	264	403	125	278	0.00
2	Balasore	2637.20	5.60	0.00	2642.80	449.98	17	2192.82	0.00	31	334	365	231	134	0.00
3	Bargarh	522.28	0.00	0.00	522.28	187.00	36	335.28	0.00	438	0	438	129	309	0.00
4	Bhadrak	978.33	13.50	0.00	991.83	0.00	0	991.83	0.00	231	0	231	0	231	0.00
5	Balangir	1805.22	362.23	29.84	2197.29	819.37	37	1377.92	0.00	0	710	710	470	240	0.00
6	Boudh	279.39	0.00	0.00	279.39	137.00	49	142.39	0.00	0	0	0	0	0	0.00
7	Cuttack	0.00	0.00	0.00	0.00	0.00	###	0.00	0.00	0	0	0	0	0	0.00
8	Deogarh	291.80	0.00	0.00	291.80	0.00	0	291.80	0.00	60	0	60	0	60	0.00
9	Dhenkanal	1396.67	142.46	0.00	1539.13	330.05	21	1209.08	0.00	262	78	340	121	219	2.70
10	Gajapati	1145.48	40.00	0.00	1185.48	162.60	14	1022.88	0.00	141	28	169	11	158	0.00
11	Ganjam	4205.95	917.35	0.00	5123.30	65.00	1	5058.30	0.00	0	14	14	1	13	0.00
12	Jagatsinghpur	120.00	1635.34	0.00	1755.34	148.00	8	1607.34	0.00	0	155	155	59	96	0.00
13	Jajpur	1925.50	793.12	0.00	2718.62	905.76	33	1812.86	0.00	0	314	314	102	212	0.00
14	Jharsuguda	446.06	85.77	10.08	541.91	49.45	9	492.46	0.00	67	20	87	5	82	0.00
15	Kalahandi	0.00	0.00	0.00	0.00	0.00	###	0.00	0.00	0	0	0	0	0	0.00
16	Kandhamal	0.00	0.00	0.00	0.00	0.00	###	0.00	0.00	0	0	0	0	0	0.00
17	Kendrapada	1624.43	50.00	0.00	1674.43	231.91	14	1442.52	0.00	72	358	430	53	377	0.00
18	Keonjhar	1636.80	0.00	0.00	1636.80	475.50	29	1161.30	0.00	1110	0	1110	653	457	0.00
19	Khurda	655.64	0.00	0.00	655.64	209.66	32	445.98	0.00	310	81	391	111	280	5.55
20	Koraput	1993.69	0.00	0.00	1993.69	25.86	1	1967.83	0.00	725	0	725	0	725	0.00
21	Malkangiri	626.76	0.00	0.00	626.76	0.00	0	626.76	0.00	51	0	51	0	51	0.00
22	Mayurbhanj	3843.01	0.00	0.00	3843.01	205.02	5	3637.99	0.00	1230	0	1230	44	1186	0.00
23	Nawarangpur	1502.31	7.34	0.00	1509.65	108.69	7	1400.96	0.00	316	180	496	97	399	0.00
24	Nayagarh	1322.62	0.00	0.00	1322.62	0.00	0	1322.62	0.00	0	0	0	0	0	0.00
25	Nuapada	808.69	0.00	0.00	808.69	154.33	19	654.36	0.00	90	3	93	44	49	0.00
26	Puri	2194.52	0.00	0.00	2194.52	192.96	9	2001.56	0.00	114	38	152	47	105	0.00
27	Rayagada	1467.42	56.33	2.57	1526.32	185.56	12	1340.76	0.00	0	484	484	127	357	0.00
28	Sambalpur	48.93	1125.96	7.29	1182.18	168.44	14	1013.74	0.00	0	716	716	180	536	0.00
29	Subarnapur	854.79	106.46	0.00	961.25	302.07	31	659.18	0.00	0	75	75	4	71	0.00
30	Sundergarh	1834.89	752.03	0.00	2586.92	1354.00	52	1232.92	0.00	0	0	0	0	0	0.00
	Total	37358.31	6552.62	49.78	43960.71	7330.31	17	36630.40	0.00	5387	3852	9239	2614	6625	8.25

Devolution of Funds to G.P. under award of 4th SFC (GP)

During the year 2016-17 upto the month of June '16

Sl. No.	Name of the District	Financial Ahiement (Rs. in lakhs)								Physical achievement					Road (in Km.) CC/BT/ Water Board Maccadom/ earthen
		OB as on 1.4.2016	Grant Released	Other received (int. etc.)	Total Funds	Expenditure incurred	% of Exp.	Balance	UC submitted	No. of projects			Project completed	Under progress	
										Spill Over	taken up	Total			
1	2	3	4	5	6	7	8	9	10	12	13	14	15	16	17
1	Angul	862.53	267.58	0.00	1130.11	376.31	33	753.80	0.00	139	236	375	119	256	0.00
2	Balasore	1780.02	0.00	0.00	1780.02	408.10	23	1371.92	0.00	29	256	285	210	75	0.00
3	Bargarh	333.67	0.00	0.00	333.67	117.25	35	216.42	0.00	123	0	123	85	38	0.00
4	Bhadrak	717.35	0.00	0.00	717.35	0.00	0	717.35	0.00	140	0	140	0	140	0.00
5	Balangir	1509.34	15.11	2.89	1527.34	687.95	45	839.39	0.00	0	593	593	403	190	0.00
6	Boudh	135.39	0.00	0.00	135.39	70.00	52	65.39	0.00	0	0	0	0	0	0.00
7	Cuttack	0.00	0.00	0.00	0.00	0.00	0	0.00	0.00	0	0	0	0	0	0.00
8	Deogarh	291.80	0.00	0.00	291.80	0.00	0	291.80	0.00	60	0	60	0	60	0.00
9	Dhenkanal	867.14	0.00	0.00	867.14	268.95	31	598.19	0.00	238	63	301	118	183	2.70
10	Gajapati	690.41	0.00	0.00	690.41	95.50	14	594.91	0.00	110	0	110	10	100	0.00
11	Ganjam	3236.45	287.35	0.00	3523.80	40.00	1	3483.80	0.00	0	14	14	1	13	0.00
12	Jagatsinghpur	100.00	1055.26	0.00	1155.26	139.50	12	1015.76	0.00	0	138	138	58	80	0.00
13	Jajpur	803.65	793.12	0.00	1596.77	613.85	38	982.92	0.00	0	260	260	95	165	0.00
14	Jharsuguda	348.48	55.77	0.03	404.28	29.99	7	374.29	0.00	61	10	71	0	71	0.00
15	Kalahandi	0.00	0.00	0.00	0.00	0.00	0	0.00	0.00	0	0	0	0	0	0.00
16	Kandhamal	0.00	0.00	0.00	0.00	0.00	0	0.00	0.00	0	0	0	0	0	0.00
17	Kendrapada	1079.99	0.00	0.00	1079.99	164.91	15	915.08	0.00	34	101	135	53	82	0.00
18	Keonjhar	948.24	0.00	0.00	948.24	475.50	50	472.74	0.00	758	0	758	653	105	0.00
19	Khurda	455.36	0.00	0.00	455.36	166.77	37	288.59	0.00	181	81	262	98	164	5.55
20	Koraput	1338.40	0.00	0.00	1338.40	25.86	2	1312.54	0.00	452	0	452	0	452	0.00
21	Malkangiri	302.48	0.00	0.00	302.48	0.00	0	302.48	0.00	0	0	0	0	0	0.00
22	Mayurbhanj	2639.83	0.00	0.00	2639.83	176.38	7	2463.45	0.00	382	0	382	41	341	0.00
23	Nawarangpur	1049.30	0.00	0.00	1049.30	106.73	10	942.57	0.00	315	174	489	97	392	0.00
24	Nayagarh	947.56	0.00	0.00	947.56	0.00	0	947.56	0.00	0	0	0	0	0	0.00
25	Nuapada	437.75	0.00	0.00	437.75	110.68	25	327.07	0.00	44	3	47	44	3	0.00
26	Puri	1320.58	0.00	0.00	1320.58	172.46	13	1148.12	0.00	114	30	144	45	99	0.00
27	Raygada	1068.28	28.32	0.00	1096.60	178.69	16	917.91	0.00	0	426	426	124	302	0.00
28	Sambalpur	0.00	706.10	5.70	711.80	156.84	22	554.96	0.00	0	574	574	165	409	0.00
29	Subarnapur	501.65	41.68	0.00	543.33	164.94	30	378.39	0.00	0	57	57	1	56	0.00
30	Sundergarh	975.57	752.03	0.00	1727.60	1265.00	73	462.60	0.00	0	0	0	0	0	0.00
	Total	24741.22	4002.32	8.62	28752.16	6012.16	21	22740.00	0.00	3180	3016	6196	2420	3776	8.25

16.68
484.97

**Grants for Creation of Capital Assets of G.P. for Revenue Generation (GP)
During the year 2016-17 upto the month of June '16**

Sl. No.	Name of the District	Financial Achievement (Rs. in lakhs)								Physical achievement					Road (in Km.) CC/BT/Water Board Maccadom/earthen
		OB as on 01.4.2016	Grant Released	Other received (int. etc.)	Total Funds	Expenditure incurred	% of Exp.	Balance	UC submitted	No. of projects			Project completed	Under progress	
										Spill Over	taken up	Total			
1	2	3	4	5	6	7	8	9	10	12	13	14	15	16	17
1	Angul	220.00	124.00	0.00	344.00	65.02	19	278.98	0.00	0	22	22	5	17	0.00
2	Balasore	510.00	0.00	0.00	510.00	15.81	3	494.19	0.00	0	39	39	14	25	0.00
3	Bargarh	77.79	0.00	0.00	77.79	30.75	40	47.04	0.00	88	0	88	39	49	0.00
4	Bhadrak	180.00	0.00	0.00	180.00	0.00	0	180.00	0.00	18	0	18	0	18	0.00
5	Balangir	137.79	95.21	0.00	233.00	0.00	0	233.00	0.00	0	6	6	0	6	0.00
6	Boudh	50.00	0.00	0.00	50.00	22.00	44	28.00	0.00	0	0	0	0	0	0.00
7	Cuttack	0.00	0.00	0.00	0.00	0.00	0	0.00	0.00	0	0	0	0	0	0.00
8	Deogarh	0.00	0.00	0.00	0.00	0.00	0	0.00	0.00	0	0	0	0	0	0.00
9	Dhenkanal	308.75	0.00	0.00	308.75	43.05	14	265.70	0.00	15	13	28	3	25	0.00
10	Gajapati	234.80	40.00	0.00	274.80	35.95	13	238.85	0.00	15	2	17	1	16	0.00
11	Ganjam	820.00	630.00	0.00	1450.00	25.00	2	1425.00	0.00	0	0	0	0	0	0.00
12	Jagatsinghpur	0.00	270.00	0.00	270.00	0.00	0	270.00	0.00	0	0	0	0	0	0.00
13	Jajpur	640.00	0.00	0.00	640.00	220.50	34	419.50	0.00	0	19	19	1	18	0.00
14	Jharsuguda	50.00	30.00	10.00	90.00	5.00	6	85.00	0.00	5	0	5	0	5	0.00
15	Kalahandi	0.00	0.00	0.00	0.00	0.00	0	0.00	0.00	0	0	0	0	0	0.00
16	Kandhamal	0.00	0.00	0.00	0.00	0.00	0	0.00	0.00	0	0	0	0	0	0.00
17	Kendrapada	272.00	50.00	0.00	322.00	29.00	9	293.00	0.00	38	5	43	0	43	0.00
18	Keonjhar	460.00	0.00	0.00	460.00	0.00	0	460.00	0.00	49	0	49	0	49	0.00
19	Khurda	103.93	0.00	0.00	103.93	26.78	26	77.15	0.00	19	0	19	4	15	0.00
20	Koraput	380.00	0.00	0.00	380.00	0.00	0	380.00	0.00	36	0	36	0	36	0.00
21	Malkangiri	230.00	0.00	0.00	230.00	0.00	0	230.00	0.00	0	0	0	0	0	0.00
22	Mayurbhanj	426.00	0.00	0.00	426.00	0.00	0	426.00	0.00	382	0	382	0	382	0.00
23	Nawarangpur	240.00	0.00	0.00	240.00	0.00	0	240.00	0.00	0	0	0	0	0	0.00
24	Nayagarh	250.00	0.00	0.00	250.00	0.00	0	250.00	0.00	0	0	0	0	0	0.00
25	Nuapada	210.00	0.00	0.00	210.00	0.00	0	210.00	0.00	19	0	19	0	19	0.00
26	Puri	600.00	0.00	0.00	600.00	10.00	2	590.00	0.00	0	0	0	0	0	0.00
27	Rayagada	222.00	20.00	0.00	242.00	0.00	0	242.00	0.00	0	17	17	0	17	0.00
28	Sambalpur	0.00	156.00	0.01	156.01	0.00	0	156.01	0.00	0	15	15	0	15	0.00
29	Subarnapur	148.00	0.00	0.00	148.00	67.77	46	80.23	0.00	0	3	3	0	3	0.00
30	Sundergarh	410.00	0.00	0.00	410.00	0.00	0	410.00	0.00	0	0	0	0	0	0.00
	Total	7181.06	1415.21	10.01	8606.28	596.63	7	8009.65	0.00	684	141	825	67	758	0.00

**Maintanance of Capital Assets of G.P.
During the year 2016-17 upto the month of June '16**

Sl.	Name of the District	Financial Achievement (Rs. in lakhs)								Physical achievement					Road (in
-----	----------------------	--------------------------------------	--	--	--	--	--	--	--	----------------------	--	--	--	--	----------

N o.		OB as on 1.4.2016	Grant Released	Other received (int. etc.)	Total Funds	Expenditure incurred	% of Exp.	Balance	UC submitte d	No. of projects			Project complete d	Under progress	Km.) CC/BT/ Water Board Maccadom/ earthen
										Spill Over	taken up	Total			
1	2	3	4	5	6	7	8	9	10	12	13	14	15	16	17
1	Angul	0.10	20.00	0.00	20.10	0.00	0	20.10	0.00	0	1	1	0	1	0.00
2	Balasore	198.00	0.00	0.00	198.00	21.84	11	176.16	0.00	0	37	37	3	34	0.00
3	Bargarh	35.00	0.00	0.00	35.00	24.00	69	11.00	0.00	17	0	17	5	12	0.00
4	Bhadrak	0.00	13.50	0.00	13.50	0.00	0	13.50	0.00	0	0	0	0	0	0.00
5	Balangir	0.00	13.50	0.00	13.50	0.00	0	13.50	0.00	0	4	4	0	4	0.00
6	Boudh	94.00	0.00	0.00	94.00	45.00	48	49.00	0.00	0	0	0	0	0	0.00
7	Cuttack	0.00	0.00	0.00	0.00	0.00	0	0.00	0.00	0	0	0	0	0	0.00
8	Deogarh	0.00	0.00	0.00	0.00	0.00	0	0.00	0.00	0	0	0	0	0	0.00
9	Dhenkanal	0.00	139.50	0.00	139.50	6.00	4	133.50	0.00	0	2	2	0	2	0.00
10	Gajapati	0.00	0.00	0.00	0.00	0.00	0	0.00	0.00	0	0	0	0	0	0.00
11	Ganjam	0.00	0.00	0.00	0.00	0.00	0	0.00	0.00	0	0	0	0	0	0.00
12	Jagatsinghpur	0.00	178.00	0.00	178.00	0.00	0	178.00	0.00	0	9	9	0	9	0.00
13	Jajpur	162.50	0.00	0.00	162.50	45.56	28	116.94	0.00	0	15	15	6	9	0.00
14	Jharsuguda	0.00	0.00	0.00	0.00	0.00	0	0.00	0.00	0	0	0	0	0	0.00
15	Kalahandi	0.00	0.00	0.00	0.00	0.00	0	0.00	0.00	0	0	0	0	0	0.00
16	Kandhamal	0.00	0.00	0.00	0.00	0.00	0	0.00	0.00	0	0	0	0	0	0.00
17	Kendrapada	189.00	0.00	0.00	189.00	20.00	11	169.00	0.00	0	13	13	0	13	0.00
18	Keonjhar	0.00	0.00	0.00	0.00	0.00	0	0.00	0.00	0	0	0	0	0	0.00
19	Khurda	0.00	0.00	0.00	0.00	0.00	0	0.00	0.00	0	0	0	0	0	0.00
20	Koraput	0.00	0.00	0.00	0.00	0.00	0	0.00	0.00	0	0	0	0	0	0.00
21	Malkangiri	0.00	0.00	0.00	0.00	0.00	0	0.00	0.00	0	0	0	0	0	0.00
22	Mayurbhanj	223.00	0.00	0.00	223.00	16.09	7	206.91	0.00	23	0	23	2	21	0.00
23	Nawarangpur	54.21	5.79	0.00	60.00	0.00	0	60.00	0.00	0	0	0	0	0	0.00
24	Nayagarh	0.00	0.00	0.00	0.00	0.00	0	0.00	0.00	0	0	0	0	0	0.00
25	Nuapada	30.00	0.00	0.00	30.00	0.00	0	30.00	0.00	7	0	7	0	7	0.00
26	Puri	88.00	0.00	0.00	88.00	0.00	0	88.00	0.00	0	0	0	0	0	0.00
27	Rayagada	12.50	3.32	0.00	15.82	0.00	0	15.82	0.00	0	10	10	0	10	0.00
28	Sambalpur	0.00	6.00	0.00	6.00	0.00	0	6.00	0.00	0	3	3	0	3	0.00
29	Subarnapur	123.00	0.00	0.00	123.00	40.13	33	82.87	0.00	0	0	0	0	0	0.00
30	Sundergarh	121.00	0.00	0.00	121.00	65.00	54	56.00	0.00	0	0	0	0	0	0.00
	Total	1330.31	379.61	0.00	1709.92	283.62	17	1426.30	0.00	47	94	141	16	125	0.00

**Street Lighting (Grants for creation of Capital Assetes) (GP)
During the year 2016-17 upto the month of June '16**

Sl. No.	Name of the District	Financial Achievement (Rs. in lakhs)								Physical achievement					Road (in Km.) CC/BT/Water Board Maccadom/earthen
		OB as on 01.4.2016	Grant Released	Other received (int. etc.)	Total Funds	Expenditure incurred	% of Exp.	Balance	UC submitted	No. of projects			Project completed	Under progress	
										Spill Over	taken up	Total			
1	2	3	4	5	6	7	8	9	10	12	13	14	15	16	17
1	Angul	58.17	28.05	0.00	86.22	3.17	4	83.05	0.00	0	0	0	0	0	0.00
2	Balasore	58.18	0.00	0.00	58.18	1.60	3	56.58	0.00	2	2	4	4	0	0.00
3	Bargarh	54.82	0.00	0.00	54.82	0.00	0	54.82	0.00	198	0	198	0	198	0.00
4	Bhadrak	19.55	0.00	0.00	19.55	0.00	0	19.55	0.00	62	0	62	0	62	0.00
5	Balangir	73.94	110.56	0.00	184.50	8.00	4	176.50	0.00	0	23	23	3	20	0.00
6	Boudh	0.00	0.00	0.00	0.00	0.00	0	0.00	0.00	0	0	0	0	0	0.00
7	Cuttack	0.00	0.00	0.00	0.00	0.00	0	0.00	0.00	0	0	0	0	0	0.00
8	Deogarh	0.00	0.00	0.00	0.00	0.00	0	0.00	0.00	0	0	0	0	0	0.00
9	Dhenkanal	81.72	0.00	0.00	81.72	0.00	0	81.72	0.00	0	0	0	0	0	0.00
10	Gajapati	25.97	0.00	0.00	25.97	5.40	21	20.57	0.00	0	25	25	0	25	0.00
11	Ganjam	0.00	0.00	0.00	0.00	0.00	0	0.00	0.00	0	0	0	0	0	0.00
12	Jagatsinghpur	0.00	80.08	0.00	80.08	0.00	0	80.08	0.00	0	5	5	0	5	0.00
13	Jajpur	124.35	0.00	0.00	124.35	0.25	0	124.10	0.00	0	0	0	0	0	0.00
14	Jharsuguda	20.67	0.00	0.00	20.67	0.00	0	20.67	0.00	0	3	3	0	3	0.00
15	Kalahandi	0.00	0.00	0.00	0.00	0.00	0	0.00	0.00	0	0	0	0	0	0.00
16	Kandhamal	0.00	0.00	0.00	0.00	0.00	0	0.00	0.00	0	0	0	0	0	0.00
17	Kendrapada	59.94	0.00	0.00	59.94	11.00	18	48.94	0.00	0	230	230	0	230	0.00
18	Keonjhar	118.06	0.00	0.00	118.06	0.00	0	118.06	0.00	286	0	286	0	286	0.00
19	Khurda	48.48	0.00	0.00	48.48	5.61	12	42.87	0.00	101	0	101	8	93	0.00
20	Koraput	93.29	0.00	0.00	93.29	0.00	0	93.29	0.00	226	0	226	0	226	0.00
21	Malkangiri	0.00	0.00	0.00	0.00	0.00	0	0.00	0.00	0	0	0	0	0	0.00
22	Mayurbhanj	157.68	0.00	0.00	157.68	0.00	0	157.68	0.00	382	0	382	0	382	0.00
23	Nawarangpur	69.76	0.00	0.00	69.76	0.00	0	69.76	0.00	0	0	0	0	0	0.00
24	Nayagarh	73.06	0.00	0.00	73.06	0.00	0	73.06	0.00	0	0	0	0	0	0.00
25	Nuapada	33.44	0.00	0.00	33.44	11.15	33	22.29	0.00	0	0	0	0	0	0.00
26	Puri	94.94	0.00	0.00	94.94	10.50	11	84.44	0.00	0	8	8	2	6	0.00
27	Rayagada	56.07	0.00	0.00	56.07	3.58	6	52.49	0.00	0	31	31	3	28	0.00
28	Sambalpur	0.00	96.17	0.00	96.17	5.78	6	90.39	0.00	0	62	62	0	62	0.00
29	Subarnapur	39.63	0.00	0.00	39.63	0.00	0	39.63	0.00	0	0	0	0	0	0.00
30	Sundergarh	107.32	0.00	0.00	107.32	0.00	0	107.32	0.00	0	0	0	0	0	0.00
Total		1469.04	314.86	0.00	1783.90	66.04	4	1717.86	0.00	1257	389	1646	20	1626	0.00

**Construction of Staff Quarters G.P.
During the year 2016-17 upto the month of June '16**

Sl.	Name of the District	Financial Achievement (Rs. in lakhs)	Physical achievement
-----	----------------------	--------------------------------------	----------------------

N o.		OB as on 01.4.2016	Grant Released	Other received (int. etc.)	Total Funds	Expenditure incurred	% of Exp.	Balance	UC submitte d	No. of projects			Project complete d	Under progress
										Spill Over	taken up	Total		
1	2	3	4	5	6	7	8	9	10	12	13	14	15	16
1	Angul	32.50	19.50	0.00	52.00	8.60	17	43.40	0.00	0	5	5	1	4
2	Balasore	91.00	0.00	0.00	91.00	0.00	0	91.00	0.00	0	0	0	0	0
3	Bargarh	21.00	0.00	0.00	21.00	15.00	71	6.00	0.00	12	0	12	0	12
4	Bhadrak	47.38	0.00	0.00	47.38	0.00	0	47.38	0.00	11	0	11	0	11
5	Balangir	39.30	51.20	0.00	90.50	0.00	0	90.50	0.00	0	23	23	3	20
6	Boudh	0.00	0.00	0.00	0.00	0.00	0	0.00	0.00	0	0	0	0	0
7	Cuttack	0.00	0.00	0.00	0.00	0.00	0	0.00	0.00	0	0	0	0	0
8	Deogarh	0.00	0.00	0.00	0.00	0.00	0	0.00	0.00	0	0	0	0	0
9	Dhenkanal	110.50	0.00	0.00	110.50	9.74	9	100.76	0.00	9	0	9	0	9
10	Gajapati	133.80	0.00	0.00	133.80	25.75	19	108.05	0.00	16	1	17	0	17
11	Ganjam	149.50	0.00	0.00	149.50	0.00	0	149.50	0.00	0	0	0	0	0
12	Jagatsinghpur	20.00	52.00	0.00	72.00	8.50	12	63.50	0.00	0	3	3	1	2
13	Jajpur	130.00	0.00	0.00	130.00	5.60	4	124.40	0.00	0	20	20	0	20
14	Jharsuguda	12.50	0.00	0.00	12.50	0.00	0	12.50	0.00	1	0	1	0	1
15	Kalahandi	0.00	0.00	0.00	0.00	0.00	0	0.00	0.00	0	0	0	0	0
16	Kandhamal	0.00	0.00	0.00	0.00	0.00	0	0.00	0.00	0	0	0	0	0
17	Kendrapada	23.50	0.00	0.00	23.50	7.00	30	16.50	0.00	0	9	9	0	9
18	Keonjhar	110.50	0.00	0.00	110.50	0.00	0	110.50	0.00	17	0	17	0	17
19	Khurda	44.59	0.00	0.00	44.59	10.50	24	34.09	0.00	9	0	9	1	8
20	Koraput	182.00	0.00	0.00	182.00	0.00	0	182.00	0.00	11	0	11	0	11
21	Malkangiri	91.00	0.00	0.00	91.00	0.00	0	91.00	0.00	51	0	51	0	51
22	Mayurbhanj	396.50	0.00	0.00	396.50	12.55	3	383.95	0.00	61	0	61	1	60
23	Nawarangpur	89.04	0.00	0.00	89.04	1.96	2	87.08	0.00	1	6	7	0	7
24	Nayagarh	52.00	0.00	0.00	52.00	0.00	0	52.00	0.00	0	0	0	0	0
25	Nuapada	97.50	0.00	0.00	97.50	32.50	33	65.00	0.00	20	0	20	0	20
26	Puri	91.00	0.00	0.00	91.00	0.00	0	91.00	0.00	0	0	0	0	0
27	Rayagada	104.00	0.00	0.00	104.00	0.00	0	104.00	0.00	0	0	0	0	0
28	Sambalpur	48.93	75.57	0.10	124.60	0.10	0	124.50	0.00	0	16	16	0	16
29	Subarnapur	42.51	0.00	0.00	42.51	18.85	44	23.66	0.00	0	0	0	0	0
30	Sundergarh	221.00	0.00	0.00	221.00	24.00	11	197.00	0.00	0	0	0	0	0
	Total	2381.55	198.27	0.10	2579.92	180.65	7	2399.27	0.00	219	83	302	7	295

**Own Source of Revenue collected by GP
During the year 2016-17 upto the month of June '16**

Sl. N	Name of the District	Financial Ahiement (Rs. in lakhs)							Physical achievement				Road (in Km.) CC/BT/
		OB as on	Grant	Other	Total Funds	Expenditure	% of	Balance	UC	No. of projects	Project	Under	

o.	2	01.4.2016	Released	received (int. etc.)	incurred	Exp.	8	9	submitte	12	13	Total	14	complete	progress	Water Board Maccadom/earthen
		3	4	5	6	7			10					15	16	
1	Angul	16.63	0.00	0.00	16.63	9.00	54	7.63	0.00	0	0	0	0	0	0	0.00
2	Balasore	0.00	5.60	0.00	5.60	2.63	47	2.97	0.00	0	0	0	0	0	0	0.00
3	Bargarh	0.00	0.00	0.00	0.00	0.00	###	0.00	0.00	0	0	0	0	0	0	0.00
4	Bhadrak	14.05	0.00	0.00	14.05	0.00	0	14.05	0.00	0	0	0	0	0	0	0.00
5	Balangir	44.85	76.65	26.95	148.45	123.42	83	25.03	0.00	0	61	61	61	0	0	0.00
6	Boudh	0.00	0.00	0.00	0.00	0.00	###	0.00	0.00	0	0	0	0	0	0	0.00
7	Cuttack	0.00	0.00	0.00	0.00	0.00	###	0.00	0.00	0	0	0	0	0	0	0.00
8	Deogarh	0.00	0.00	0.00	0.00	0.00	###	0.00	0.00	0	0	0	0	0	0	0.00
9	Dhenkanal	28.56	2.96	0.00	31.52	2.31	7	29.21	0.00	0	0	0	0	0	0	0.00
10	Gajapati	60.50	0.00	0.00	60.50	0.00	0	60.50	0.00	0	0	0	0	0	0	0.00
11	Ganjam	0.00	0.00	0.00	0.00	0.00	###	0.00	0.00	0	0	0	0	0	0	0.00
12	Jagatsinghpur	0.00	0.00	0.00	0.00	0.00	###	0.00	0.00	0	0	0	0	0	0	0.00
13	Jajpur	65.00	0.00	0.00	65.00	20.00	31	45.00	0.00	0	0	0	0	0	0	0.00
14	Jharsuguda	14.41	0.00	0.05	14.46	14.46	100	0.00	0.00	0	7	7	5	2	0.00	
15	Kalahandi	0.00	0.00	0.00	0.00	0.00	###	0.00	0.00	0	0	0	0	0	0	0.00
16	Kandhamal	0.00	0.00	0.00	0.00	0.00	###	0.00	0.00	0	0	0	0	0	0	0.00
17	Kendrapada	0.00	0.00	0.00	0.00	0.00	###	0.00	0.00	0	0	0	0	0	0	0.00
18	Keonjhar	0.00	0.00	0.00	0.00	0.00	###	0.00	0.00	0	0	0	0	0	0	0.00
19	Khurda	3.28	0.00	0.00	3.28	0.00	0	3.28	0.00	0	0	0	0	0	0	0.00
20	Koraput	0.00	0.00	0.00	0.00	0.00	###	0.00	0.00	0	0	0	0	0	0	0.00
21	Malkangiri	3.28	0.00	0.00	3.28	0.00	0	3.28	0.00	0	0	0	0	0	0	0.00
22	Mayurbhanj	0.00	0.00	0.00	0.00	0.00	###	0.00	0.00	0	0	0	0	0	0	0.00
23	Nawarangpur	0.00	1.55	0.00	1.55	0.00	0	1.55	0.00	0	0	0	0	0	0	0.00
24	Nayagarh	0.00	0.00	0.00	0.00	0.00	###	0.00	0.00	0	0	0	0	0	0	0.00
25	Nuapada	0.00	0.00	0.00	0.00	0.00	###	0.00	0.00	0	0	0	0	0	0	0.00
26	Puri	0.00	0.00	0.00	0.00	0.00	###	0.00	0.00	0	0	0	0	0	0	0.00
27	Rayagada	4.57	4.69	2.57	11.83	3.29	28	8.54	0.00	0	0	0	0	0	0	0.00
28	Sambalpur	0.00	86.12	1.48	87.60	5.72	7	81.88	0.00	0	46	46	15	31	0.00	
29	Subarnapur	0.00	64.78	0.00	64.78	10.38	16	54.40	0.00	0	15	15	3	12	0.00	
30	Sundergarh	0.00	0.00	0.00	0.00	0.00	###	0.00	0.00	0	0	0	0	0	0	0.00
	Total	255.13	242.35	31.05	528.53	191.21	36	337.32	0.00	0	129	129	84	45	0.00	

**ABSTRACT REPORT OF FINANCIAL AND PHYSICAL ACHIEVEMENT UNDER Non-CFC & 4th SFC
During the year 2016-17 upto the month of June '16**

Sl.	Name of the District	Financial Ahiement (Rs. in lakhs)	Physical achievement	Road (in
-----	----------------------	-----------------------------------	----------------------	----------

N o.		OB as on 01.4.2016	Grant Released	Other received (int. etc.)	Total Funds	Expenditure incurred	% of Exp.	Balance	UC submitte d	No. of projects			Project complete d	Under progress	Km.) CC/BT/ Water Board Maccadom/ earthen
										Spill Over	taken up	Total			
1	2	3	4	5	6	7	8	9	10	11	12	13	14	15	16
1	Angul	26.00	11.00	0.00	37.00	11.00	30	26.00	0.00	0	4	4	2	2	0.00
2	Balasore	184.50	0.00	0.00	184.50	23.00	12	161.50	0.00	13	20	33	32	1	0.00
3	Bargarh	35.00	0.00	0.00	35.00	29.00	83	6.00	0.00	13	0	13	9	4	0.00
4	Bhadrak	8.77	0.00	0.00	8.77	0.00	0	8.77	0.00	2	0	2	0	2	0.00
5	Balangir	0.00	0.00	0.00	0.00	0.00	###	0.00	0.00	0	0	0	0	0	0.00
6	Boudh	12.50	0.00	0.00	12.50	12.50	100	0.00	0.00	0	0	0	0	0	0.00
7	Cuttack	0.00	0.00	0.00	0.00	0.00	###	0.00	0.00	0	0	0	0	0	0.00
8	Deogarh	21.50	0.00	0.00	21.50	3.87	18	17.63	0.00	0	3	3	0	3	0.00
9	Dhenkanal	75.50	0.00	0.00	75.50	26.80	35	48.70	0.00	60	0	60	2	58	0.00
10	Gajapati	20.00	129.00	0.00	149.00	0.00	0	149.00	0.00	0	0	0	0	0	0.00
11	Ganjam	70.62	404.38	0.00	475.00	0.00	0	475.00	0.00	0	0	0	0	0	0.00
12	Jagatsinghpur	0.00	138.00	27.00	165.00	11.00	7	154.00	0.00	0	19	19	11	8	0.00
13	Jajpur	0.00	0.00	0.00	0.00	0.00	###	0.00	0.00	0	0	0	0	0	0.00
14	Jharsuguda	50.00	3.00	0.00	53.00	11.00	21	42.00	0.00	9	0	9	0	9	0.00
15	Kalahandi	0.00	0.00	0.00	0.00	0.00	###	0.00	0.00	0	0	0	0	0	0.00
16	Kandhamal	0.00	0.00	0.00	0.00	0.00	###	0.00	0.00	0	0	0	0	0	0.00
17	Kendrapada	85.39	0.00	0.00	85.39	28.00	33	57.39	0.00	0	263	263	0	263	0.00
18	Keonjhar	305.00	0.00	0.00	305.00	19.00	6	286.00	0.00	4	0	4	0	4	0.00
19	Khurda	46.10	0.00	0.00	46.10	20.75	45	25.35	0.00	23	0	23	14	9	0.00
20	Koraput	143.00	0.00	0.00	143.00	0.00	0	143.00	0.00	41	0	41	0	41	0.00
21	Malkangiri	108.00	0.00	0.00	108.00	0.00	0	108.00	0.00	0	0	0	0	0	0.00
22	Mayurbhanj	104.00	185.50	0.00	289.50	195.00	67	94.50	0.00	37	15	52	12	40	0.00
23	Nawarangpur	0.00	47.50	0.00	47.50	0.00	0	47.50	0.00	0	0	0	0	0	0.00
24	Nayagarh	0.00	0.00	0.00	0.00	0.00	###	0.00	0.00	0	0	0	0	0	0.00
25	Nuapada	108.50	34.50	0.00	143.00	25.00	17	118.00	0.00	0	5	5	2	3	0.00
26	Puri	0.00	0.00	0.00	0.00	0.00	###	0.00	0.00	0	0	0	0	0	0.00
27	Rayagada	0.00	133.00	5.50	138.50	69.50	50	69.00	0.00	0	51	51	46	5	0.00
28	Sambalpur	0.00	174.43	0.00	174.43	76.50	44	97.93	0.00	0	111	111	63	48	0.00
29	Subarnapur	68.00	98.00	0.00	166.00	124.55	75	41.45	0.00	0	41	41	24	17	0.00
30	Sundergarh	243.50	205.00	0.00	448.50	260.00	58	188.50	0.00	0	42	42	42	0	0.00
	Total	1715.88	1563.31	32.50	3311.69	946.47	29	2365.22	0.00	202	574	776	259	517	0.00

1715.88 0.00

Maintanance of Roads & Brides (Panchayat Roads) (ZP & PS)

During the year 2016-17 upto the month of June '16

Sl. N	Name of the District	Financial Ahiement (Rs. in lakhs)							Physical achievement			Road (in Km.) CC/BT/
		OB as on	Grant	Other	Total Funds	Expenditure	% of	Balance	UC	No. of projects	Project	

o.		01.4.2016	Released	received (int. etc.)	incurred	Exp.		submitte				complete	progress	Water Board Maccadom/ earthen	
									d	Spill Over	taken up				Total
1	2	3	4	5	6	7	8	9	10	11	12	13	14	15	16
1	Angul	26.00	0.00	0.00	26.00	0.00	0	26.00	0.00	0	0	0	0	0	0.00
2	Balasore	119.00	0.00	0.00	119.00	20.00	17	99.00	0.00	12	20	32	32	0	0.00
3	Bargarh	14.00	0.00	0.00	14.00	14.00	100	0.00	0.00	3	0	3	3	0	0.00
4	Bhadrak	0.00	0.00	0.00	0.00	0.00	0	0.00	0.00	0	0	0	0	0	0.00
5	Balangir	0.00	0.00	0.00	0.00	0.00	0	0.00	0.00	0	0	0	0	0	0.00
6	Boudh	12.50	0.00	0.00	12.50	12.50	100	0.00	0.00	0	0	0	0	0	0.00
7	Cuttack	0.00	0.00	0.00	0.00	0.00	0	0.00	0.00	0	0	0	0	0	0.00
8	Deogarh	0.00	0.00	0.00	0.00	0.00	0	0.00	0.00	0	0	0	0	0	0.00
9	Dhenkanal	70.00	0.00	0.00	70.00	26.80	38	43.20	0.00	60	0	60	2	58	0.00
10	Gajapati	20.00	129.00	0.00	149.00	0.00	0	149.00	0.00	0	0	0	0	0	0.00
11	Ganjam	70.62	404.38	0.00	475.00	0.00	0	475.00	0.00	0	0	0	0	0	0.00
12	Jagatsinghpur	0.00	62.00	27.00	89.00	11.00	12	78.00	0.00	0	19	19	11	8	0.00
13	Jajpur	0.00	0.00	0.00	0.00	0.00	0	0.00	0.00	0	0	0	0	0	0.00
14	Jharsuguda	50.00	3.00	0.00	53.00	11.00	21	42.00	0.00	9	0	9	0	9	0.00
15	Kalahandi	0.00	0.00	0.00	0.00	0.00	0	0.00	0.00	0	0	0	0	0	0.00
16	Kandhamal	0.00	0.00	0.00	0.00	0.00	0	0.00	0.00	0	0	0	0	0	0.00
17	Kendrapada	23.89	0.00	0.00	23.89	8.00	33	15.89	0.00	0	261	261	0	261	0.00
18	Keonjhar	286.00	0.00	0.00	286.00	0.00	0	286.00	0.00	0	0	0	0	0	0.00
19	Khurda	42.60	0.00	0.00	42.60	19.25	45	23.35	0.00	19	0	19	13	6	0.00
20	Koraput	32.00	0.00	0.00	32.00	0.00	0	32.00	0.00	11	0	11	0	11	0.00
21	Malkangiri	0.00	0.00	0.00	0.00	0.00	0	0.00	0.00	0	0	0	0	0	0.00
22	Mayurbhanj	83.50	25.00	0.00	108.50	50.50	47	58.00	0.00	33	0	33	10	23	0.00
23	Nawarangpur	0.00	17.50	0.00	17.50	0.00	0	17.50	0.00	0	0	0	0	0	0.00
24	Nayagarh	0.00	0.00	0.00	0.00	0.00	0	0.00	0.00	0	0	0	0	0	0.00
25	Nuapada	108.50	34.50	0.00	143.00	0.00	0	143.00	0.00	0	5	5	0	5	0.00
26	Puri	0.00	0.00	0.00	0.00	0.00	0	0.00	0.00	0	0	0	0	0	0.00
27	Rayagada	0.00	62.00	0.00	62.00	40.00	65	22.00	0.00	0	38	38	34	4	0.00
28	Sambalpur	0.00	130.92	0.00	130.92	64.00	49	66.92	0.00	0	103	103	59	44	0.00
29	Subarnapur	15.00	83.00	0.00	98.00	93.45	95	4.55	0.00	0	39	39	22	17	0.00
30	Sundergarh	55.00	205.00	0.00	260.00	260.00	100	0.00	0.00	0	42	42	42	0	0.00
Total		1028.61	1156.30	27.00	2211.91	630.50	29	1581.41	0.00	147	527	674	228	446	0.00

**Maintanance of Residential Building of PRIs (ZP, PS, DPO & SIRD)
During the year 2016-17 upto the month of June '16**

Sl. No.	Name of the District	Financial Ahiement (Rs. in lakhs)							Physical achievement					
		OB as on 01.4.2016	Grant Released	Other received (int.etc.)	Total Funds	Expenditure incurred	% of Exp.	Balance	UC submitted	No. of projects			Project completed	Under progress
										Spill Over	taken up	Total		
1	2	3	4	5	6	7	8	9	10	11	12	13	14	15
1	Angul	0.00	6.00	0.00	6.00	6.00	100	0.00	0.00	0	2	2	2	0
2	Balasore	33.00	0.00	0.00	33.00	3.00	9	30.00	0.00	1	0	1	0	1
3	Bargarh	13.00	0.00	0.00	13.00	7.00	54	6.00	0.00	6	0	6	2	4
4	Bhadrak	0.00	0.00	0.00	0.00	0.00	0	0.00	0.00	0	0	0	0	0
5	Balangir	0.00	0.00	0.00	0.00	0.00	0	0.00	0.00	0	0	0	0	0
6	Boudh	0.00	0.00	0.00	0.00	0.00	0	0.00	0.00	0	0	0	0	0
7	Cuttack	0.00	0.00	0.00	0.00	0.00	0	0.00	0.00	0	0	0	0	0
8	Deogarh	9.00	0.00	0.00	9.00	2.12	24	6.88	0.00	0	3	3	0	3
9	Dhenkanal	3.00	0.00	0.00	3.00	0.00	0	3.00	0.00	0	0	0	0	0
10	Gajapati	0.00	0.00	0.00	0.00	0.00	0	0.00	0.00	0	0	0	0	0
11	Ganjam	0.00	0.00	0.00	0.00	0.00	0	0.00	0.00	0	0	0	0	0
12	Jagatsinghpur	0.00	51.00	0.00	51.00	0.00	0	51.00	0.00	0	0	0	0	0
13	Jajpur	0.00	0.00	0.00	0.00	0.00	0	0.00	0.00	0	0	0	0	0
14	Jharsuguda	0.00	0.00	0.00	0.00	0.00	0	0.00	0.00	0	0	0	0	0
15	Kalahandi	0.00	0.00	0.00	0.00	0.00	0	0.00	0.00	0	0	0	0	0
16	Kandhamal	0.00	0.00	0.00	0.00	0.00	0	0.00	0.00	0	0	0	0	0
17	Kendrapada	13.00	0.00	0.00	13.00	5.00	38	8.00	0.00	0	0	0	0	0
18	Keonjhar	9.00	0.00	0.00	9.00	9.00	100	0.00	0.00	3	0	3	0	3
19	Khurda	1.50	0.00	0.00	1.50	0.50	33	1.00	0.00	2	0	2	1	1
20	Koraput	76.00	0.00	0.00	76.00	0.00	0	76.00	0.00	16	0	16	0	16
21	Malkangiri	108.00	0.00	0.00	108.00	0.00	0	108.00	0.00	0	0	0	0	0
22	Mayurbhanj	13.00	98.00	0.00	111.00	79.50	72	31.50	0.00	3	9	12	2	10
23	Nawarangpur	0.00	30.00	0.00	30.00	0.00	0	30.00	0.00	0	0	0	0	0
24	Nayagarh	0.00	0.00	0.00	0.00	0.00	0	0.00	0.00	0	0	0	0	0
25	Nuapada	0.00	0.00	0.00	0.00	0.00	0	0.00	0.00	0	0	0	0	0
26	Puri	0.00	0.00	0.00	0.00	0.00	0	0.00	0.00	0	0	0	0	0
27	Rayagada	0.00	26.00	3.00	29.00	6.00	21	23.00	0.00	0	8	8	7	1
28	Sambalpur	0.00	38.50	0.00	38.50	10.00	26	28.50	0.00	0	6	6	3	3
29	Subarnapur	48.00	0.00	0.00	48.00	19.60	41	28.40	0.00	0	1	1	1	0
30	Sundergarh	51.00	0.00	0.00	51.00	51.00	100	0.00	0.00	0	17	17	17	0
	Total	377.50	249.50	3.00	630.00	198.72	32	431.28	0.00	31	46	77	35	42

**Maintanance of Non-Residential Building (ZP, PS, DPO & SIRD)
During the year 2016-17 upto the month of June '16**

Sl. No.	Name of the District	Financial Ahiement (Rs. in lakhs)								Physical achievement				
		OB as on 01.4.2016	Grant Released	Other received (int. etc.)	Total Funds	Expenditure incurred	% of Exp.	Balance	UC submitted	No. of projects			Project completed	Under progress
										Spill Over	taken up	Total		
1	2	3	4	5	6	7	8	9	10	11	12	13	14	15
1	Angul	0.00	5.00	0.00	5.00	5.00	100	0.00	0.00	0	2	2	0	2
2	Balasore	32.50	0.00	0.00	32.50	0.00	0	32.50	0.00	0	0	0	0	0
3	Bargarh	8.00	0.00	0.00	8.00	8.00	100	0.00	0.00	4	0	4	4	0
4	Bhadrak	8.77	0.00	0.00	8.77	0.00	0	8.77	0.00	2	0	2	0	2
5	Balangir	0.00	0.00	0.00	0.00	0.00	0	0.00	0.00	0	0	0	0	0
6	Boudh	0.00	0.00	0.00	0.00	0.00	0	0.00	0.00	0	0	0	0	0
7	Cuttack	0.00	0.00	0.00	0.00	0.00	0	0.00	0.00	0	0	0	0	0
8	Deogarh	12.50	0.00	0.00	12.50	1.75	14	10.75	0.00	0	0	0	0	0
9	Dhenkanal	2.50	0.00	0.00	2.50	0.00	0	2.50	0.00	0	0	0	0	0
10	Gajapati	0.00	0.00	0.00	0.00	0.00	0	0.00	0.00	0	0	0	0	0
11	Ganjam	0.00	0.00	0.00	0.00	0.00	0	0.00	0.00	0	0	0	0	0
12	Jagatsinghpur	0.00	25.00	0.00	25.00	0.00	0	25.00	0.00	0	0	0	0	0
13	Jajpur	0.00	0.00	0.00	0.00	0.00	0	0.00	0.00	0	0	0	0	0
14	Jharsuguda	0.00	0.00	0.00	0.00	0.00	0	0.00	0.00	0	0	0	0	0
15	Kalahandi	0.00	0.00	0.00	0.00	0.00	0	0.00	0.00	0	0	0	0	0
16	Kandhamal	0.00	0.00	0.00	0.00	0.00	0	0.00	0.00	0	0	0	0	0
17	Kendrapada	48.50	0.00	0.00	48.50	15.00	31	33.50	0.00	0	2	2	0	2
18	Keonjhar	10.00	0.00	0.00	10.00	10.00	100	0.00	0.00	1	0	1	0	1
19	Khurda	2.00	0.00	0.00	2.00	1.00	50	1.00	0.00	2	0	2	0	2
20	Koraput	35.00	0.00	0.00	35.00	0.00	0	35.00	0.00	14	0	14	0	14
21	Malkangiri	0.00	0.00	0.00	0.00	0.00	0	0.00	0.00	0	0	0	0	0
22	Mayurbhanj	7.50	62.50	0.00	70.00	65.00	93	5.00	0.00	1	6	7	0	7
23	Nawarangpur	0.00	0.00	0.00	0.00	0.00	0	0.00	0.00	0	0	0	0	0
24	Nayagarh	0.00	0.00	0.00	0.00	0.00	0	0.00	0.00	0	0	0	0	0
25	Nuapada	0.00	0.00	0.00	0.00	0.00	0	0.00	0.00	0	0	0	0	0
26	Puri	0.00	0.00	0.00	0.00	0.00	0	0.00	0.00	0	0	0	0	0
27	Rayagada	0.00	45.00	2.50	47.50	23.50	49	24.00	0.00	0	5	5	5	0
28	Sambalpur	0.00	5.01	0.00	5.01	2.50	50	2.51	0.00	0	2	2	1	1
29	Subarnapur	5.00	15.00	0.00	20.00	11.50	58	8.50	0.00	0	1	1	1	0
30	Sundergarh	137.50	0.00	0.00	137.50	137.50	100	0.00	0.00	0	23	23	23	0
	Total	309.77	157.51	2.50	469.78	280.75	60	189.03	0.00	24	41	65	34	31

ABSTRACT REPORT OF FINANCIAL AND PHYSICAL ACHIEVEMENT UNDER 4TH STATE FINANCE COMMISSION AWARD
During the year 2016-17 upto the month of July '16

Sl. No.	Name of the District	Financial Achievement (Rs. in lakhs)								Physical achievement					Road (in Km.) CC/BT/ Water Board Maccadom / earthen
		OB as on 01.4.2016	Grant Receipt (2016-17)	Other receipt (int. etc.) 2016-17	Total Funds	Expenditure incurred	% Exp.	Balance	UC submitted	No. of projects			Project completed	Under progress	
										Spill Over	taken up	Total			
1	2	3	4	5	6	7	8	9	10	11	12	13	14	15	16
1	Angul	1440.85	676.89	0.00	2117.74	554.33	26	1563.41	0.00	148	284	432	196	236	0.76
2	Balasore	4006.66	46.00	0.00	4052.66	687.99	17	3364.67	0.00	110	407	517	383	134	0.00
3	Bargarh	640.67	0.00	0.00	640.67	263.64	41	377.03	0.00	491	0	491	164	327	2.17
4	Bhadrak	1363.74	1282.87	0.00	2646.61	1009.32	38	1637.29	0.00	217	73	290	272	18	0.00
5	Balangir	2231.69	634.83	30.65	2897.17	1598.14	55	1299.03	10.50	0	1140	1140	857	283	0.00
6	Boudh	343.72	0.00	0.00	343.72	190.00	55	153.72	0.00	0	0	0	0	0	0.00
7	Cuttack	1781.34	0.00	0.00	1781.34	337.69	19	1443.65	0.00	0	455	455	115	340	0.00
8	Deogarh	363.48	0.00	0.00	363.48	26.90	7	336.58	0.00	85	0	85	8	77	0.00
9	Dhenkanal	1830.01	139.50	8.26	1977.77	881.55	45	1096.22	0.00	341	318	659	395	264	4.67
10	Gajapati	1568.17	109.83	0.00	1678.00	633.55	38	1044.45	0.00	265	171	436	114	322	0.00
11	Ganjam	6085.68	730.09	0.00	6815.77	604.09	9	6211.68	0.00	0	41	41	1	40	0.00
12	Jagatsinghpur	463.96	2190.40	0.00	2654.36	279.36	11	2375.00	0.00	0	301	301	144	157	4.46
13	Jajpur	2018.74	1582.63	0.00	3601.37	1470.09	41	2131.28	0.00	0	566	566	234	332	1.19
14	Jharsuguda	723.63	260.06	10.24	993.93	145.40	15	848.53	0.00	139	118	257	49	208	0.00
15	Kalahandi	2894.45	400.00	0.00	3294.45	431.55	13	2862.90	0.00	139	69	208	65	143	0.00
16	Kandhamal	1271.64	400.84	0.00	1672.48	51.14	3	1621.34	0.00	0	0	0	0	0	0.00
17	Kendrapada	2195.76	91.50	0.00	2287.26	673.75	29	1613.51	0.00	153	617	770	116	654	0.00
18	Keonjhar	3136.21	14.00	0.00	3150.21	809.65	26	2340.56	0.00	1393	114	1507	865	642	0.00
19	Khurda	859.46	0.00	0.00	859.46	407.20	47	452.26	0.00	411	114	525	214	311	10.79
20	Koraput	2848.57	0.00	0.00	2848.57	348.31	12	2500.26	0.00	1052	0	1052	22	1030	0.00
21	Malkangiri	978.33	0.00	0.00	978.33	0.00	0	978.33	0.00	51	0	51	0	51	0.00
22	Mayurbhanj	5079.43	0.00	0.00	5079.43	671.17	13	4408.26	0.00	1838	0	1838	149	1689	0.00
23	Nawarangpur	1913.81	445.59	0.00	2359.40	1204.43	51	1154.97	0.00	409	734	1143	549	594	0.00
24	Nayagarh	1656.63	0.00	0.00	1656.63	0.00	0	1656.63	0.00	0	0	0	0	0	0.00
25	Nuapada	2104.45	0.00	0.00	2104.45	471.08	22	1633.37	0.00	160	7	167	53	114	0.00
26	Puri	3865.64	0.00	0.00	3865.64	632.95	16	3232.69	0.00	132	173	305	137	168	0.00
27	Rayagada	1875.96	176.77	2.76	2055.49	437.83	21	1617.66	10.23	0	587	587	247	340	0.00

28	Sambalpur	409.79	1208.80	16.21	1634.80	553.75	34	1081.05	0.00	0	920	920	337	583	0.00
29	Subarnapur	1108.75	166.51	0.00	1275.26	573.80	45	701.46	0.00	0	167	167	38	129	0.40
30	Sundergarh	2354.60	1267.98	0.00	3622.58	2039.45	56	1583.13	0.00	15	82	97	77	20	0.00
	Total	59415.82	11825.09	68.12	71309.03	17988.11	25	53320.92	20.73	7549	7458	15007	5801	9206	24.44

59415.82
0.00

Devolution of Funds to Z.P. under award of 4th SFC (ZP)
During the year 2016-17 upto the month of July '16

Sl. No.	Name of the District	Financial Achievement (Rs. in lakhs)								Physical achievement					Road (in Km.) CC/BT/ Water Board Maccadom / earthen
		OB as on 01.4.2016	Grant Receipt (2016-17)	Other receipt (int. etc.) 2016-17	Total Funds	Expenditure incurred	% of Exp.	Balance	UC submitted	No. of projects			Project complete d	Under progress	
										Spill Over	taken up	Total			
1	2	3	4	5	6	7	8	9	10	11	12	13	14	15	16
1	Angul	0.00	60.00	0.00	60.00	0.00	0	60.00	0.00	0	0	0	0	0	0.00
2	Balasore	87.00	0.00	0.00	87.00	15.00	17	72.00	0.00	31	13	44	6	38	0.00
3	Bargarh	0.00	0.00	0.00	0.00	0.00	0	0.00	0.00	0	0	0	0	0	0.00
4	Bhadrak	0.00	159.36	0.00	159.36	102.00	64	57.36	0.00	0	73	73	70	3	0.00
5	Balangir	105.00	31.50	0.00	136.50	103.75	76	32.75	0.00	0	45	45	35	10	0.00
6	Boudh	0.00	0.00	0.00	0.00	0.00	0	0.00	0.00	0	0	0	0	0	0.00
7	Cuttack	195.90	0.00	0.00	195.90	14.38	7	181.52	0.00	0	23	23	10	13	0.00
8	Deogarh	22.50	0.00	0.00	22.50	12.20	54	10.30	0.00	7	0	7	3	4	0.00
9	Dhenkanal	56.00	0.00	0.00	56.00	26.87	48	29.13	0.00	12	15	27	17	10	0.62
10	Gajapati	37.00	26.25	0.00	63.25	20.20	32	43.05	0.00	12	1	13	5	8	0.00
11	Ganjam	165.00	82.50	0.00	247.50	87.26	35	160.24	0.00	0	0	0	0	0	0.00
12	Jagatsinghpur	80.00	60.00	0.00	140.00	45.50	33	94.50	0.00	0	30	30	18	12	0.50
13	Jajpur	0.00	75.00	0.00	75.00	35.81	48	39.19	0.00	0	42	42	17	25	1.19
14	Jharsuguda	37.50	36.08	0.00	73.58	21.72	30	51.86	0.00	5	18	23	9	14	0.00
15	Kalahandi	97.50	0.00	0.00	97.50	92.50	95	5.00	0.00	45	0	45	9	36	0.00
16	Kandhamal	90.00	0.00	0.00	90.00	0.00	0	90.00	0.00	0	0	0	0	0	0.00
17	Kendrapada	38.50	0.00	0.00	38.50	21.00	55	17.50	0.00	18	0	18	10	8	0.00
18	Keonjhar	41.90	0.00	0.00	41.90	41.90	100	0.00	0.00	20	23	43	43	0	0.00
19	Khurda	20.75	0.00	0.00	20.75	18.25	88	2.50	0.00	14	0	14	9	5	0.61
20	Koraput	105.00	0.00	0.00	105.00	21.06	20	83.94	0.00	29	0	29	6	23	0.00
21	Malkangiri	52.50	0.00	0.00	52.50	0.00	0	52.50	0.00	0	0	0	0	0	0.00
22	Mayurbhanj	106.52	0.00	0.00	106.52	43.90	41	62.62	0.00	82	0	82	19	63	0.00
23	Nawarangpur	75.00	0.00	0.00	75.00	0.00	0	75.00	0.00	0	0	0	0	0	0.00
24	Nayagarh	60.00	0.00	0.00	60.00	0.00	0	60.00	0.00	0	0	0	0	0	0.00
25	Nuapada	37.50	0.00	0.00	37.50	15.00	40	22.50	0.00	14	0	14	3	11	0.00
26	Puri	82.50	0.00	0.00	82.50	28.86	35	53.64	0.00	0	12	12	7	5	0.00

27	Rayagada	82.50	41.25	0.00	123.75	47.50	38	76.25	0.00	0	22	22	22	0	0.00
28	Sambalpur	0.00	55.88	0.00	55.88	39.37	70	16.51	0.00	0	33	33	23	10	0.00
29	Subarnapur	42.00	49.34	0.00	91.34	52.95	58	38.39	0.00	0	16	16	15	1	0.40
30	Sundergarh	47.00	80.50	0.00	127.50	127.50	100	0.00	0.00	14	25	39	39	0	0.00
	Total	1765.07	757.66	0.00	2522.73	1034.48	41	1488.25	0.00	303	391	694	395	299	3.32

**Mega Piped Water Supply (ZP)
During the year 2016-17 upto the month of July '16**

Sl. No.	Name of the District	Financial Achievement (Rs. in lakhs)								Physical achievement					Road (in Km.) CC/BT/ Water Board Maccadom / earthen
		OB as on 01.4.2016	Grant Receipt (2016-17)	Other receipt (int. etc.) 2016-17	Total Funds	Expenditure incurred	% of Exp.	Balance	UC submitted	No. of projects			Project completed	Under progress	
										Spill Over	taken up	Total			
1	2	3	4	5	6	7	8	9	10	11	12	13	14	15	16
1	Angul	0.00	0.00	0.00	0.00	0.00	0	0.00	0.00	0	0	0	0	0	0
2	Balasore	500.00	0.00	0.00	500.00	0.00	0	500.00	0.00	0	0	0	0	0	0
3	Bargarh	0.00	0.00	0.00	0.00	0.00	0	0.00	0.00	0	0	0	0	0	0
4	Bhadrak	500.00	250.00	0.00	750.00	0.00	0	750.00	0.00	0	0	0	0	0	0
5	Balangir	0.00	0.00	0.00	0.00	0.00	0	0.00	0.00	0	0	0	0	0	0
6	Boudh	0.00	0.00	0.00	0.00	0.00	0	0.00	0.00	0	0	0	0	0	0
7	Cuttack	0.00	0.00	0.00	0.00	0.00	0	0.00	0.00	0	0	0	0	0	0
8	Deogarh	0.00	0.00	0.00	0.00	0.00	0	0.00	0.00	0	0	0	0	0	0
9	Dhenkanal	0.00	0.00	0.00	0.00	0.00	0	0.00	0.00	0	0	0	0	0	0
10	Gajapati	0.00	0.00	0.00	0.00	0.00	0	0.00	0.00	0	0	0	0	0	0
11	Ganjam	0.00	0.00	0.00	0.00	0.00	0	0.00	0.00	0	0	0	0	0	0
12	Jagatsinghpur	0.00	0.00	0.00	0.00	0.00	0	0.00	0.00	0	0	0	0	0	0
13	Jajpur	0.00	0.00	0.00	0.00	0.00	0	0.00	0.00	0	0	0	0	0	0
14	Jharsuguda	0.00	0.00	0.00	0.00	0.00	0	0.00	0.00	0	0	0	0	0	0
15	Kalahandi	0.00	0.00	0.00	0.00	0.00	0	0.00	0.00	0	0	0	0	0	0
16	Kandhamal	0.00	0.00	0.00	0.00	0.00	0	0.00	0.00	0	0	0	0	0	0
17	Kendrapada	0.00	0.00	0.00	0.00	0.00	0	0.00	0.00	0	0	0	0	0	0
18	Keonjhar	1000.00	0.00	0.00	1000.00	0.00	0	1000.00	0.00	0	0	0	0	0	0
19	Khurda	0.00	0.00	0.00	0.00	0.00	0	0.00	0.00	0	0	0	0	0	0
20	Koraput	0.00	0.00	0.00	0.00	0.00	0	0.00	0.00	0	0	0	0	0	0
21	Malkangiri	0.00	0.00	0.00	0.00	0.00	0	0.00	0.00	0	0	0	0	0	0
22	Mayurbhanj	0.00	0.00	0.00	0.00	0.00	0	0.00	0.00	0	0	0	0	0	0
23	Nawarangpur	0.00	0.00	0.00	0.00	0.00	0	0.00	0.00	0	0	0	0	0	0
24	Nayagarh	0.00	0.00	0.00	0.00	0.00	0	0.00	0.00	0	0	0	0	0	0
25	Nuapada	1000.00	0.00	0.00	1000.00	0.00	0	1000.00	0.00	1	0	1	0	1	0
26	Puri	1000.00	0.00	0.00	1000.00	0.00	0	1000.00	0.00	0	0	0	0	0	0
27	Rayagada	0.00	0.00	0.00	0.00	0.00	0	0.00	0.00	0	0	0	0	0	0
28	Sambalpur	0.00	0.00	0.00	0.00	0.00	0	0.00	0.00	0	0	0	0	0	0

29	Subarnapur	0.00	0.00	0.00	0.00	0.00	0	0.00	0.00	0	0	0	0	0
30	Sundergarh	0.00	0.00	0.00	0.00	0.00	0	0.00	0.00	0	0	0	0	0
	Total	4000.00	250.00	0.00	4250.00	0.00	0	4250.00	0.00	1	0	1	0	1

**Maintanance/ improvement of road infrastructure under the award of 4th SFC Zilla Parishad (Motor Vehicle Tax) (ZP)
During the year 2016-17 upto the month of July '16**

Sl. No.	Name of the District	Financial Ahiement (Rs. in lakhs)								Physical achievement					Road (in Km.) CC/BT/ Water Board
		OB as on 01.4.2016	Grant Receipt (2016-17)	Other receipt (int. etc.) 2016-17	Total Funds	Expenditure incurred	% of Exp.	Balance	UC submitted	No. of projects			Project complete d	Under progress	
										Spill Over	taken up	Total			
1	2	3	4	5	6	7	8	9	10	11	12	13	14	15	16
1	Angul	98.36	98.36	0.00	196.72	0.00	0	196.72	0.00	0	0	0	0	0	0.00
2	Balasore	309.06	7.10	0.00	316.16	27.16	9	289.00	0.00	10	16	26	11	15	0.00
3	Bargarh	31.88	0.00	0.00	31.88	18.85	59	13.03	0.00	16	0	16	9	7	0.44
4	Bhadrak	0.00	108.00	0.00	108.00	0.00	0	108.00	0.00	0	0	0	0	0	0.00
5	Balangir	227.50	3.50	0.00	231.00	138.70	60	92.30	10.50	0	62	62	48	14	0.00
6	Boudh	23.24	0.00	0.00	23.24	13.00	56	10.24	0.00	0	0	0	0	0	0.00
7	Cuttack	144.58	0.00	0.00	144.58	18.00	12	126.58	0.00	0	22	22	10	12	0.00
8	Deogarh	49.18	0.00	0.00	49.18	14.70	30	34.48	0.00	18	0	18	5	13	0.00
9	Dhenkanal	139.16	0.00	0.00	139.16	95.17	68	43.99	0.00	29	13	42	37	5	1.10
10	Gajapati	98.36	54.08	0.00	152.44	40.10	26	112.34	0.00	0	51	51	10	41	0.00
11	Ganjam	484.78	266.63	0.00	751.41	67.26	9	684.15	0.00	0	0	0	0	0	0.00
12	Jagatsinghpur	0.00	182.66	0.00	182.66	3.00	2	179.66	0.00	0	12	12	2	10	0.06
13	Jajpur	0.00	274.00	0.00	274.00	56.92	21	217.08	0.00	0	46	46	22	24	0.00
14	Jharsuguda	64.99	0.00	0.00	64.99	19.00	29	45.99	0.00	15	17	32	5	27	0.00
15	Kalahandi	252.93	0.00	0.00	252.93	207.98	82	44.95	0.00	94	0	94	22	72	0.00
16	Kandhamal	126.46	0.00	0.00	126.46	0.00	0	126.46	0.00	0	0	0	0	0	0.00
17	Kendrapada	189.82	0.00	0.00	189.82	50.40	27	139.42	0.00	38	64	102	44	58	0.00
18	Keonjhar	259.95	0.00	0.00	259.95	172.00	66	87.95	0.00	65	4	69	65	4	0.00
19	Khurda	67.73	0.00	0.00	67.73	59.98	89	7.75	0.00	30	0	30	24	6	1.21
20	Koraput	203.74	0.00	0.00	203.74	48.64	24	155.10	0.00	58	0	58	16	42	0.00
21	Malkangiri	105.38	0.00	0.00	105.38	0.00	0	105.38	0.00	0	0	0	0	0	0.00
22	Mayurbhanj	368.94	0.00	0.00	368.94	129.55	35	239.39	0.00	110	0	110	35	75	0.00
23	Nawarangpur	182.67	0.00	0.00	182.67	0.00	0	182.67	0.00	0	0	0	0	0	0.00
24	Nayagarh	0.00	0.00	0.00	0.00	0.00	0	0.00	0.00	0	0	0	0	0	0.00
25	Nuapada	98.36	0.00	0.00	98.36	29.64	30	68.72	0.00	33	0	33	3	30	0.00
26	Puri	231.85	0.00	0.00	231.85	33.39	14	198.46	0.00	0	15	15	8	7	0.00
27	Rayagada	154.56	85.01	0.00	239.57	62.23	26	177.34	0.00	0	52	52	25	27	0.00
28	Sambalpur	89.57	0.00	0.00	89.57	60.49	68	29.08	0.00	0	40	40	30	10	0.00
29	Subarnapur	21.50	0.00	0.00	21.50	8.50	40	13.00	0.00	0	0	0	0	0	0.00
30	Sundergarh	122.95	122.95	0.00	245.90	122.95	50	122.95	0.00	0	37	37	37	0	0.00

Total	4147.50	1202.29	0.00	5349.79	1497.61	28	3852.18	10.50	516	451	967	468	499	2.81
--------------	----------------	----------------	-------------	----------------	----------------	-----------	----------------	--------------	------------	------------	------------	------------	------------	-------------

**Devolution of Funds to P.S. under award of 4th SFC (PS)
During the year 2016-17 upto the month of July '16**

Sl. No.	Name of the District	Financial Achievement (Rs. in lakhs)								Physical achievement					Road (in Km.) CC/BT/ Water Board Maccadom / earthen
		OB as on 01.4.2016	Grant Receipt (2016-17)	Other receipt (int. etc.) 2016-17	Total Funds	Expenditure incurred	% of Exp.	Balance	UC submitted	No. of projects			Project complete d	Under progress	
										Spill Over	taken up	Total			
1	2	3	4	5	6	7	8	9	10	11	12	13	14	15	16
1	Angul	127.72	59.40	0.00	187.12	35.30	19	151.82	0.00	8	19	27	22	5	0.76
2	Balasore	401.16	33.30	0.00	434.46	93.24	21	341.22	0.00	38	44	82	82	0	0.00
3	Bargarh	86.51	0.00	0.00	86.51	57.79	67	28.72	0.00	37	0	37	26	11	1.73
4	Bhadrak	261.06	154.79	0.00	415.85	172.32	41	243.53	0.00	77	0	77	62	15	0.00
5	Balangir	88.40	216.49	0.81	305.70	203.18	66	102.52	0.00	0	112	112	85	27	0.00
6	Boudh	41.09	0.00	0.00	41.09	23.50	57	17.59	0.00	0	0	0	0	0	0.00
7	Cuttack	481.68	0.00	0.00	481.68	0.00	0	481.68	0.00	0	0	0	0	0	0.00
8	Deogarh	0.00	0.00	0.00	0.00	0.00	0	0.00	0.00	0	0	0	0	0	0.00
9	Dhenkanal	224.18	0.00	0.00	224.18	109.53	49	114.65	0.00	38	24	62	34	28	0.25
10	Gajapati	156.79	0.00	0.00	156.79	55.10	35	101.69	0.00	99	10	109	30	79	0.00
11	Ganjam	0.00	380.96	0.00	380.96	84.37	22	296.59	0.00	0	27	27	0	27	0.00
12	Jagatsinghpur	200.00	311.29	0.00	511.29	55.25	11	456.04	0.00	0	92	92	46	46	1.50
13	Jajpur	0.00	449.29	0.00	449.29	80.99	18	368.30	0.00	0	149	149	38	111	0.00
14	Jharsuguda	102.74	17.63	0.00	120.37	37.15	31	83.22	0.00	50	17	67	15	52	0.00
15	Kalahandi	436.45	0.00	0.00	436.45	44.35	10	392.10	0.00	0	13	13	11	2	0.00
16	Kandhamal	243.90	0.00	0.00	243.90	0.00	0	243.90	0.00	0	0	0	0	0	0.00
17	Kendrapada	300.01	0.00	0.00	300.01	104.79	35	195.22	0.00	24	195	219	9	210	0.00
18	Keonjhar	197.56	0.00	0.00	197.56	120.25	61	77.31	0.00	198	87	285	104	181	0.00
19	Khurda	59.94	0.00	0.00	59.94	40.66	68	19.28	0.00	48	14	62	37	25	1.35
20	Koraput	362.64	0.00	0.00	362.64	0.00	0	362.64	0.00	226	0	226	0	226	0.00
21	Malkangiri	173.30	0.00	0.00	173.30	0.00	0	173.30	0.00	0	0	0	0	0	0.00
22	Mayurbhanj	612.96	0.00	0.00	612.96	184.91	30	428.05	0.00	406	0	406	39	367	0.00
23	Nawarangpur	271.18	0.00	0.00	271.18	0.00	0	271.18	0.00	0	0	0	0	0	0.00
24	Nayagarh	274.01	0.00	0.00	274.01	0.00	0	274.01	0.00	0	0	0	0	0	0.00
25	Nuapada	123.90	0.00	0.00	123.90	51.26	41	72.64	0.00	20	4	24	3	21	0.00
26	Puri	329.77	0.00	0.00	329.77	90.50	27	239.27	0.00	18	18	36	15	21	0.00
27	Rayagada	129.10	0.00	0.00	129.10	74.98	58	54.12	10.23	0	27	27	26	1	0.00
28	Sambalpur	211.29	6.89	8.92	227.10	144.91	64	82.19	0.00	0	111	111	71	40	0.00
29	Subarnapur	134.04	0.00	0.00	134.04	110.35	82	23.69	0.00	0	70	70	13	57	0.00
30	Sundergarh	104.73	312.50	0.00	417.23	402.00	96	15.23	0.00	1	0	1	0	1	0.00
Total		6136.11	1942.54	9.73	8088.38	2376.68	29	5711.70	10.23	1288	1033	2321	768	1553	5.59

**Staff Quarters (P.S.) under the award of 4th SFC(P.S.)
During the year 2016-17 upto the month of July '16**

Sl. No.	Name of the District	Financial Achievement (Rs. in lakhs)								Physical achievement					Road (in Km.) CC/BT/ Water Board Maccadom / earthen
		OB as on 01.4.2016	Grant Receipt (2016-17)	Other receipt (int. etc.) 2016-17	Total Funds	Expenditure incurred	% of Exp.	Balance	UC submitted	No. of projects			Project completed	Under progress	
										Spill Over	taken up	Total			
1	2	3	4	5	6	7	8	9	10	11	12	13	14	15	16
1	Angul	24.84	0.00	0.00	24.84	0.00	0	24.84	0.00	1	0	1	0	1	
2	Balasore	60.00	0.00	0.00	60.00	0.00	0	60.00	0.00	0	0	0	0	0	
3	Bargarh	0.00	0.00	0.00	0.00	0.00	0	0.00	0.00	0	0	0	0	0	
4	Bhadrak	0.00	0.00	0.00	0.00	0.00	0	0.00	0.00	0	0	0	0	0	
5	Balangir	0.00	18.00	0.00	18.00	16.00	89	2.00	0.00	0	11	11	9	2	
6	Boudh	0.00	0.00	0.00	0.00	0.00	0	0.00	0.00	0	0	0	0	0	
7	Cuttack	74.81	0.00	0.00	74.81	0.00	0	74.81	0.00	0	0	0	0	0	
8	Deogarh	0.00	0.00	0.00	0.00	0.00	0	0.00	0.00	0	0	0	0	0	
9	Dhenkanal	14.00	0.00	0.00	14.00	2.50	18	11.50	0.00	0	1	1	0	1	
10	Gajapati	115.75	0.00	0.00	115.75	61.25	53	54.50	0.00	13	0	13	5	8	
11	Ganjam	287.00	0.00	0.00	287.00	0.00	0	287.00	0.00	0	0	0	0	0	
12	Jagatsinghpur	63.96	0.00	0.00	63.96	0.00	0	63.96	0.00	0	2	2	0	2	
13	Jajpur	81.00	0.00	0.00	81.00	24.00	30	57.00	0.00	0	10	10	3	7	
14	Jharsuguda	69.00	23.00	0.00	92.00	6.00	7	86.00	0.00	2	3	5	0	5	
15	Kalahandi	240.00	0.00	0.00	240.00	0.00	0	240.00	0.00	0	0	0	0	0	
16	Kandhamal	33.00	0.00	0.00	33.00	0.00	0	33.00	0.00	0	0	0	0	0	
17	Kendrapada	8.00	0.00	0.00	8.00	2.00	25	6.00	0.00	1	0	1	0	1	
18	Keonjhar	0.00	14.00	0.00	14.00	0.00	0	14.00	0.00	0	0	0	0	0	
19	Khurda	55.40	0.00	0.00	55.40	7.40	13	48.00	0.00	9	0	9	0	9	
20	Koraput	229.00	0.00	0.00	229.00	0.00	0	229.00	0.00	14	0	14	0	14	
21	Malkangiri	18.00	0.00	0.00	18.00	0.00	0	18.00	0.00	0	0	0	0	0	
22	Mayurbhanj	148.00	0.00	0.00	148.00	41.43	28	106.57	0.00	10	0	10	2	8	
23	Nawarangpur	22.96	184.04	0.00	207.00	0.00	0	207.00	0.00	0	0	0	0	0	
24	Nayagarh	0.00	0.00	0.00	0.00	0.00	0	0.00	0.00	0	0	0	0	0	
25	Nuapada	36.00	0.00	0.00	36.00	0.00	0	36.00	0.00	2	0	2	0	2	
26	Puri	27.00	0.00	0.00	27.00	2.00	7	25.00	0.00	0	3	3	0	3	
27	Rayagada	13.20	0.00	0.00	13.20	0.00	0	13.20	0.00	0	0	0	0	0	
28	Sambalpur	60.00	0.00	0.00	60.00	14.00	23	46.00	0.00	0	20	20	1	19	
29	Subarnapur	53.00	0.00	0.00	53.00	15.50	29	37.50	0.00	0	0	0	0	0	
30	Sundergarh	225.00	0.00	0.00	225.00	23.00	10	202.00	0.00	0	20	20	1	19	
	Total	1958.92	239.04	0.00	2197.96	215.08	10	1982.88	0.00	52	70	122	21	101	

**Grants to P.S. towards Salary of Computer Programmers (P.S.)
During the year 2016-17 upto the month of July '16**

Sl. No.	Name of the District	Financial Achievement (Rs. in lakhs)								Physical achievement				
		OB as on 01.4.2016	Grant Receipt (2016-17)	Other receipt (int. etc.) 2016-17	Total Funds	Expenditure incurred	% of Exp.	Balance	UC submitted	No. of Projects			Project completed	Under progress
										Spill Over	taken up	Total		
1	2	3	4	5	6	7	8	9	10	11	12	13	14	15
1	Angul	0.00	0.00	0.00	0.00	0.00	0	0.00	0.00	0	0	0	0	0
2	Balasore	12.24	0.00	0.00	12.24	1.11	9	11.13	0.00	0	0	0	0	0
3	Bargarh	0.00	0.00	0.00	0.00	0.00	0	0.00	0.00	0	0	0	0	0
4	Bhadrak	0.00	0.00	0.00	0.00	0.00	0	0.00	0.00	0	0	0	0	0
5	Balangir	5.57	1.11	0.00	6.68	6.68	100	0.00	0.00	0	0	0	0	0
6	Boudh	0.00	0.00	0.00	0.00	0.00	0	0.00	0.00	0	0	0	0	0
7	Cuttack	0.00	0.00	0.00	0.00	0.00	0	0.00	0.00	0	0	0	0	0
8	Deogarh	0.00	0.00	0.00	0.00	0.00	0	0.00	0.00	0	0	0	0	0
9	Dhenkanal	0.00	0.00	0.00	0.00	0.00	0	0.00	0.00	0	0	0	0	0
10	Gajapati	4.29	0.00	0.00	4.29	1.70	40	2.59	0.00	0	7	7	2	5
11	Ganjam	25.60	0.00	0.00	25.60	8.00	31	17.60	0.00	0	0	0	0	0
12	Jagatsinghpur	0.00	1.11	0.00	1.11	1.11	100	0.00	0.00	0	0	0	0	0
13	Jajpur	12.24	0.00	0.00	12.24	12.24	100	0.00	0.00	0	0	0	0	0
14	Jharsuguda	3.34	5.55	0.00	8.89	0.19	2	8.70	0.00	0	0	0	0	0
15	Kalahandi	15.58	0.00	0.00	15.58	5.56	36	10.02	0.00	0	0	0	0	0
16	Kandhamal	1.11	0.00	0.00	1.11	0.00	0	1.11	0.00	0	0	0	0	0
17	Kendrapada	0.00	0.00	0.00	0.00	0.00	0	0.00	0.00	0	0	0	0	0
18	Keonjhar	0.00	0.00	0.00	0.00	0.00	0	0.00	0.00	0	0	0	0	0
19	Khurda	0.00	0.00	0.00	0.00	0.00	0	0.00	0.00	0	0	0	0	0
20	Koraput	0.00	0.00	0.00	0.00	0.00	0	0.00	0.00	0	0	0	0	0
21	Malkangiri	2.39	0.00	0.00	2.39	0.00	0	2.39	0.00	0	0	0	0	0
22	Mayurbhanj	0.00	0.00	0.00	0.00	0.00	0	0.00	0.00	0	0	0	0	0
23	Nawarangpur	11.13	0.00	0.00	11.13	0.00	0	11.13	0.00	0	0	0	0	0
24	Nayagarh	0.00	0.00	0.00	0.00	0.00	0	0.00	0.00	0	0	0	0	0
25	Nuapada	0.00	0.00	0.00	0.00	0.00	0	0.00	0.00	0	0	0	0	0
26	Puri	0.00	0.00	0.00	0.00	0.00	0	0.00	0.00	0	0	0	0	0
27	Rayagada	1.11	0.00	0.00	1.11	1.11	100	0.00	0.00	0	0	0	0	0
28	Sambalpur	0.00	20.07	0.00	20.07	19.00	95	1.07	0.00	0	0	0	0	0
29	Subarnapur	3.42	3.00	0.00	6.42	6.24	97	0.18	0.00	0	6	6	6	0
30	Sundergarh	20.03	0.00	0.00	20.03	0.00	0	20.03	0.00	0	0	0	0	0
Total		118.05	30.84	0.00	148.89	62.94	42	85.95	0.00	0	13	13	8	5

Devolution of Funds to G.P. under award of 4th SFC (GP)

During the year 2016-17 upto the month of July '16

Sl. No.	Name of the District	Financial Achievement (Rs. in lakhs)								Physical achievement					Road (in Km.) CC/BT/ Water Board Maccadam/ earthen
		OB as on 1.4.2016	Grant Released	Other received (int. etc.)	Total Funds	Expenditure incurred	% of Exp.	Balance	UC submitted	No. of projects			Project completed	Under progress	
										Spill Over	taken up	Total			
1	2	3	4	5	6	7	8	9	10	12	13	14	15	16	17
1	Angul	862.53	267.58	0.00	1130.11	418.43	37	711.68	0.00	139	236	375	168	207	0.00
2	Balasore	1780.02	0.00	0.00	1780.02	501.64	28	1278.38	0.00	29	256	285	263	22	0.00
3	Bargarh	333.67	0.00	0.00	333.67	117.25	35	216.42	0.00	123	0	123	85	38	0.00
4	Bhadrak	588.63	610.72	0.00	1199.35	735.00	61	464.35	0.00	140	0	140	140	0	0.00
5	Balangir	1509.34	17.11	2.89	1529.34	998.41	65	530.93	0.00	0	797	797	604	193	0.00
6	Boudh	135.39	0.00	0.00	135.39	76.00	56	59.39	0.00	0	0	0	0	0	0.00
7	Cuttack	598.76	0.00	0.00	598.76	178.12	30	420.64	0.00	0	267	267	79	188	0.00
8	Deogarh	291.80	0.00	0.00	291.80	0.00	0	291.80	0.00	60	0	60	0	60	0.00
9	Dhenkanal	867.14	0.00	0.00	867.14	517.53	60	349.61	0.00	238	248	486	296	190	2.70
10	Gajapati	690.41	0.00	0.00	690.41	238.70	35	451.71	0.00	110	74	184	39	145	0.00
11	Ganjam	3523.80	0.00	0.00	3523.80	104.55	3	3419.25	0.00	0	14	14	1	13	0.00
12	Jagatsinghpur	100.00	1055.26	0.00	1155.26	166.00	14	989.26	0.00	0	148	148	77	71	2.40
13	Jajpur	812.43	784.34	0.00	1596.77	825.40	52	771.37	0.00	0	260	260	140	120	0.00
14	Jharsuguda	348.48	113.11	0.03	461.62	41.37	9	420.25	0.00	61	53	114	15	99	0.00
15	Kalahandi	1528.72	0.00	0.00	1528.72	65.51	4	1463.21	0.00	0	48	48	23	25	0.00
16	Kandhamal	443.93	400.84	0.00	844.77	51.14	6	793.63	0.00	0	0	0	0	0	0.00
17	Kendrapada	1079.99	0.00	0.00	1079.99	264.92	25	815.07	0.00	34	101	135	53	82	0.00
18	Keonjhar	948.24	0.00	0.00	948.24	475.50	50	472.74	0.00	758	0	758	653	105	0.00
19	Khurda	455.36	0.00	0.00	455.36	228.69	50	226.67	0.00	181	97	278	128	150	7.62
20	Koraput	1338.40	0.00	0.00	1338.40	277.68	21	1060.72	0.00	452	0	452	0	452	0.00
21	Malkangiri	302.48	0.00	0.00	302.48	0.00	0	302.48	0.00	0	0	0	0	0	0.00
22	Mayurbhanj	2639.83	0.00	0.00	2639.83	234.54	9	2405.29	0.00	382	0	382	51	331	0.00
23	Nawarangpur	1130.11	0.00	0.00	1130.11	894.52	79	235.59	0.00	408	281	689	528	161	0.00
24	Nayagarh	947.56	0.00	0.00	947.56	0.00	0	947.56	0.00	0	0	0	0	0	0.00
25	Nuapada	437.75	0.00	0.00	437.75	321.38	73	116.37	0.00	44	3	47	44	3	0.00
26	Puri	1320.58	0.00	0.00	1320.58	422.60	32	897.98	0.00	114	95	209	102	107	0.00
27	Rayagada	1061.44	35.41	0.00	1096.85	236.65	22	860.20	0.00	0	426	426	169	257	0.00
28	Sambalpur	0.00	706.10	5.70	711.80	257.78	36	454.02	0.00	0	574	574	197	377	0.00
29	Subarnapur	501.65	41.68	0.00	543.33	235.76	43	307.57	0.00	0	57	57	1	56	0.00
30	Sundergarh	975.57	752.03	0.00	1727.60	1265.00	73	462.60	0.00	0	0	0	0	0	0.00
Total		27554.01	4784.18	8.62	32346.81	10150.07	31	22196.74	0.00	3273	4035	7308	3856	3452	12.72

**Grants for Creation of Capital Assets of G.P. for Revenue Generation (GP)
During the year 2016-17 upto the month of July '16**

Sl.	Name of the District	Financial Achievement (Rs. in lakhs)								Physical achievement					Road (in
-----	----------------------	--------------------------------------	--	--	--	--	--	--	--	----------------------	--	--	--	--	----------

N o.		OB as on 01.4.2016	Grant Released	Other received (int. etc.)	Total Funds	Expenditure incurred	% of Exp.	Balance	UC submitted	No. of projects			Project complete d	Under progress	Km.) CC/BT/ Water Board Maccadom/ earthen
										Spill Over	taken up	Total			
1	2	3	4	5	6	7	8	9	10	12	13	14	15	16	17
1	Angul	220.00	124.00	0.00	344.00	79.83	23	264.17	0.00	0	23	23	5	18	0.00
2	Balasore	510.00	0.00	0.00	510.00	22.80	4	487.20	0.00	0	39	39	14	25	0.00
3	Bargarh	77.79	0.00	0.00	77.79	30.75	40	47.04	0.00	88	0	88	39	49	0.00
4	Bhadrak	0.00	0.00	0.00	0.00	0.00	0	0.00	0.00	0	0	0	0	0	0.00
5	Balangir	137.79	95.21	0.00	233.00	0.00	0	233.00	0.00	0	6	6	0	6	0.00
6	Boudh	50.00	0.00	0.00	50.00	26.50	53	23.50	0.00	0	0	0	0	0	0.00
7	Cuttack	222.51	0.00	0.00	222.51	99.09	45	123.42	0.00	0	123	123	12	111	0.00
8	Deogarh	0.00	0.00	0.00	0.00	0.00	0	0.00	0.00	0	0	0	0	0	0.00
9	Dhenkanal	308.75	0.00	0.00	308.75	91.75	30	217.00	0.00	15	13	28	10	18	0.00
10	Gajapati	245.30	29.50	0.00	274.80	125.30	46	149.50	0.00	15	2	17	4	13	0.00
11	Ganjam	1450.00	0.00	0.00	1450.00	184.65	13	1265.35	0.00	0	0	0	0	0	0.00
12	Jagatsinghpur	0.00	270.00	0.00	270.00	0.00	0	270.00	0.00	0	0	0	0	0	0.00
13	Jajpur	640.00	0.00	0.00	640.00	305.10	48	334.90	0.00	0	19	19	2	17	0.00
14	Jharsuguda	50.00	50.00	10.00	110.00	5.00	5	105.00	0.00	5	0	5	0	5	0.00
15	Kalahandi	0.00	400.00	0.00	400.00	11.75	3	388.25	0.00	0	0	0	0	0	0.00
16	Kandhamal	116.00	0.00	0.00	116.00	0.00	0	116.00	0.00	0	0	0	0	0	0.00
17	Kendrapada	272.00	50.00	0.00	322.00	79.00	25	243.00	0.00	38	5	43	0	43	0.00
18	Keonjhar	460.00	0.00	0.00	460.00	0.00	0	460.00	0.00	49	0	49	0	49	0.00
19	Khurda	103.93	0.00	0.00	103.93	31.28	30	72.65	0.00	19	0	19	4	15	0.00
20	Koraput	380.00	0.00	0.00	380.00	0.93	0	379.07	0.00	36	0	36	0	36	0.00
21	Malkangiri	230.00	0.00	0.00	230.00	0.00	0	230.00	0.00	0	0	0	0	0	0.00
22	Mayurbhanj	426.00	0.00	0.00	426.00	0.00	0	426.00	0.00	382	0	382	0	382	0.00
23	Nawarangpur	0.00	240.00	0.00	240.00	173.00	72	67.00	0.00	0	44	44	1	43	0.00
24	Nayagarh	250.00	0.00	0.00	250.00	0.00	0	250.00	0.00	0	0	0	0	0	0.00
25	Nuapada	210.00	0.00	0.00	210.00	0.00	0	210.00	0.00	19	0	19	0	19	0.00
26	Puri	600.00	0.00	0.00	600.00	40.00	7	560.00	0.00	0	18	18	0	18	0.00
27	Rayagada	252.00	2.00	0.00	254.00	7.63	3	246.37	0.00	0	17	17	2	15	0.00
28	Sambalpur	0.00	156.00	0.01	156.01	7.00	4	149.01	0.00	0	15	15	0	15	0.00
29	Subarnapur	148.00	0.00	0.00	148.00	56.60	38	91.40	0.00	0	3	3	0	3	0.00
30	Sundergarh	410.00	0.00	0.00	410.00	10.00	2	400.00	0.00	0	0	0	0	0	0.00
	Total	7770.07	1416.71	10.01	9196.79	1387.96	15	7808.83	0.00	666	327	993	93	900	0.00

**Maintanance of Capital Assets of G.P.
During the year 2016-17 upto the month of July '16**

Sl. N o.	Name of the District	Financial Ahievement (Rs. in lakhs)							Physical achievement			Road (in Km.) CC/BT/ Water Board
		OB as on 1.4.2016	Grant Released	Other received (int.	Total Funds	Expenditure incurred	% of Exp.	Balance	UC submitted	No. of projects	Project complete	

				etc.)						Spill Over	taken up	Total	d		Maccadom/earthen
1	2	3	4	5	6	7	8	9	10	12	13	14	15	16	17
1	Angul	0.10	20.00	0.00	20.10	0.00	0	20.10	0.00	0	1	1	0	1	0.00
2	Balasore	198.00	0.00	0.00	198.00	22.81	12	175.19	0.00	0	37	37	3	34	0.00
3	Bargarh	35.00	0.00	0.00	35.00	24.00	69	11.00	0.00	17	0	17	5	12	0.00
4	Bhadrak	0.00	0.00	0.00	0.00	0.00	0	0.00	0.00	0	0	0	0	0	0.00
5	Balangir	0.00	13.50	0.00	13.50	0.00	0	13.50	0.00	0	4	4	0	4	0.00
6	Boudh	94.00	0.00	0.00	94.00	51.00	54	43.00	0.00	0	0	0	0	0	0.00
7	Cuttack	55.57	0.00	0.00	55.57	24.75	45	30.82	0.00	0	16	16	4	12	0.00
8	Deogarh	0.00	0.00	0.00	0.00	0.00	0	0.00	0.00	0	0	0	0	0	0.00
9	Dhenkanal	0.00	139.50	0.00	139.50	10.00	7	129.50	0.00	0	2	2	0	2	0.00
10	Gajapati	0.00	0.00	0.00	0.00	0.00	0	0.00	0.00	0	0	0	0	0	0.00
11	Ganjam	0.00	0.00	0.00	0.00	0.00	0	0.00	0.00	0	0	0	0	0	0.00
12	Jagatsinghpur	0.00	178.00	0.00	178.00	0.00	0	178.00	0.00	0	9	9	0	9	0.00
13	Jajpur	162.50	0.00	0.00	162.50	68.70	42	93.80	0.00	0	15	15	8	7	0.00
14	Jharsuguda	0.00	6.00	0.00	6.00	0.00	0	6.00	0.00	0	0	0	0	0	0.00
15	Kalahandi	113.50	0.00	0.00	113.50	3.00	3	110.50	0.00	0	5	5	0	5	0.00
16	Kandhamal	44.00	0.00	0.00	44.00	0.00	0	44.00	0.00	0	0	0	0	0	0.00
17	Kendrapada	189.00	0.00	0.00	189.00	71.00	38	118.00	0.00	0	13	13	0	13	0.00
18	Keonjhar	0.00	0.00	0.00	0.00	0.00	0	0.00	0.00	0	0	0	0	0	0.00
19	Khurda	0.00	0.00	0.00	0.00	0.00	0	0.00	0.00	0	0	0	0	0	0.00
20	Koraput	0.00	0.00	0.00	0.00	0.00	0	0.00	0.00	0	0	0	0	0	0.00
21	Malkangiri	0.00	0.00	0.00	0.00	0.00	0	0.00	0.00	0	0	0	0	0	0.00
22	Mayurbhanj	223.00	0.00	0.00	223.00	17.42	8	205.58	0.00	23	0	23	2	21	0.00
23	Nawarangpur	60.00	20.00	0.00	80.00	51.78	65	28.22	0.00	0	82	82	18	64	0.00
24	Nayagarh	0.00	0.00	0.00	0.00	0.00	0	0.00	0.00	0	0	0	0	0	0.00
25	Nuapada	30.00	0.00	0.00	30.00	0.00	0	30.00	0.00	7	0	7	0	7	0.00
26	Puri	88.00	0.00	0.00	88.00	0.00	0	88.00	0.00	0	0	0	0	0	0.00
27	Rayagada	15.82	10.00	0.00	25.82	0.00	0	25.82	0.00	0	10	10	0	10	0.00
28	Sambalpur	0.00	6.00	0.00	6.00	0.00	0	6.00	0.00	0	3	3	0	3	0.00
29	Subarnapur	123.00	0.00	0.00	123.00	56.60	46	66.40	0.00	0	0	0	0	0	0.00
30	Sundergarh	121.00	0.00	0.00	121.00	65.00	54	56.00	0.00	0	0	0	0	0	0.00
	Total	1552.49	393.00	0.00	1945.49	466.06	24	1479.43	0.00	47	197	244	40	204	0.00

**Street Lighting (Grants for creation of Capital Assetes) (GP)
During the year 2016-17 upto the month of July '16**

Sl. No.	Name of the District	Financial Achievement (Rs. in lakhs)							Physical achievement				Road (in Km.) CC/BT/ Water Board Maccadom/earthen		
		OB as on 01.4.2016	Grant Released	Other received (int. etc.)	Total Funds	Expenditure incurred	% of Exp.	Balance	UC submitted	No. of projects				Project complete	Under progress
										Spill Over	taken up	Total			

1	2	3	4	5	6	7	8	9	10	12	13	14	15	16	17
1	Angul	58.17	28.05	0.00	86.22	3.17	4	83.05	0.00	0	0	0	0	0	0.00
2	Balasore	58.18	0.00	0.00	58.18	1.60	3	56.58	0.00	2	2	4	4	0	0.00
3	Bargarh	54.82	0.00	0.00	54.82	0.00	0	54.82	0.00	198	0	198	0	198	0.00
4	Bhadrak	0.00	0.00	0.00	0.00	0.00	0	0.00	0.00	0	0	0	0	0	0.00
5	Balangir	73.94	110.56	0.00	184.50	8.00	4	176.50	0.00	0	23	23	3	20	0.00
6	Boudh	0.00	0.00	0.00	0.00	0.00	0	0.00	0.00	0	0	0	0	0	0.00
7	Cuttack	0.00	0.00	0.00	0.00	0.00	0	0.00	0.00	0	0	0	0	0	0.00
8	Deogarh	0.00	0.00	0.00	0.00	0.00	0	0.00	0.00	0	0	0	0	0	0.00
9	Dhenkanal	81.72	0.00	0.00	81.72	0.00	0	81.72	0.00	0	0	0	0	0	0.00
10	Gajapati	25.97	0.00	0.00	25.97	5.90	23	20.07	0.00	0	25	25	13	12	0.00
11	Ganjam	0.00	0.00	0.00	0.00	0.00	0	0.00	0.00	0	0	0	0	0	0.00
12	Jagatsinghpur	0.00	80.08	0.00	80.08	0.00	0	80.08	0.00	0	5	5	0	5	0.00
13	Jajpur	115.57	0.00	0.00	115.57	0.43	0	115.14	0.00	0	0	0	0	0	0.00
14	Jharsuguda	20.67	1.84	0.00	22.51	0.00	0	22.51	0.00	0	3	3	0	3	0.00
15	Kalahandi	112.27	0.00	0.00	112.27	0.00	0	112.27	0.00	0	0	0	0	0	0.00
16	Kandhamal	62.74	0.00	0.00	62.74	0.00	0	62.74	0.00	0	0	0	0	0	0.00
17	Kendrapada	94.94	0.00	0.00	94.94	34.64	36	60.30	0.00	0	230	230	0	230	0.00
18	Keonjhar	118.06	0.00	0.00	118.06	0.00	0	118.06	0.00	286	0	286	0	286	0.00
19	Khurda	48.48	0.00	0.00	48.48	5.61	12	42.87	0.00	101	0	101	8	93	0.00
20	Koraput	47.79	0.00	0.00	47.79	0.00	0	47.79	0.00	226	0	226	0	226	0.00
21	Malkangiri	0.00	0.00	0.00	0.00	0.00	0	0.00	0.00	0	0	0	0	0	0.00
22	Mayurbhanj	157.68	0.00	0.00	157.68	0.00	0	157.68	0.00	382	0	382	0	382	0.00
23	Nawarangpur	69.76	0.00	0.00	69.76	47.38	68	22.38	0.00	0	270	270	1	269	0.00
24	Nayagarh	73.06	0.00	0.00	73.06	0.00	0	73.06	0.00	0	0	0	0	0	0.00
25	Nuapada	33.44	0.00	0.00	33.44	11.15	33	22.29	0.00	0	0	0	0	0	0.00
26	Puri	94.94	0.00	0.00	94.94	15.60	16	79.34	0.00	0	12	12	5	7	0.00
27	Rayagada	56.07	0.00	0.00	56.07	3.58	6	52.49	0.00	0	31	31	3	28	0.00
28	Sambalpur	0.00	96.17	0.00	96.17	5.78	6	90.39	0.00	0	62	62	0	62	0.00
29	Subarnapur	39.63	0.00	0.00	39.63	2.07	5	37.56	0.00	0	0	0	0	0	0.00
30	Sundergarh	107.32	0.00	0.00	107.32	0.00	0	107.32	0.00	0	0	0	0	0	0.00
	Total	1605.22	316.70	0.00	1921.92	144.91	8	1777.01	0.00	1195	663	1858	37	1821	0.00

**Construction of Staff Quarters G.P.
During the year 2016-17 upto the month of July '16**

Sl. No.	Name of the District	Financial Achievement (Rs. in lakhs)							Physical achievement					
		OB as on 01.4.2016	Grant Released	Other received (int. etc.)	Total Funds	Expenditure incurred	% of Exp.	Balance	UC submitted	No. of projects			Project completed	Under progress
										Spill Over	taken up	Total		
1	2	3	4	5	6	7	8	9	10	12	13	14	15	16
1	Angul	32.50	19.50	0.00	52.00	8.60	17	43.40	0.00	0	5	5	1	4

2	Balasore	91.00	0.00	0.00	91.00	0.00	0	91.00	0.00	0	0	0	0	0
3	Bargarh	21.00	0.00	0.00	21.00	15.00	71	6.00	0.00	12	0	12	0	12
4	Bhadrak	0.00	0.00	0.00	0.00	0.00	0	0.00	0.00	0	0	0	0	0
5	Balangir	39.30	51.20	0.00	90.50	0.00	0	90.50	0.00	0	19	19	12	7
6	Boudh	0.00	0.00	0.00	0.00	0.00	0	0.00	0.00	0	0	0	0	0
7	Cuttack	7.53	0.00	0.00	7.53	3.35	44	4.18	0.00	0	4	4	0	4
8	Deogarh	0.00	0.00	0.00	0.00	0.00	0	0.00	0.00	0	0	0	0	0
9	Dhenkanal	110.50	0.00	0.00	110.50	20.50	19	90.00	0.00	9	2	11	1	10
10	Gajapati	133.80	0.00	0.00	133.80	85.30	64	48.50	0.00	16	1	17	6	11
11	Ganjam	149.50	0.00	0.00	149.50	68.00	45	81.50	0.00	0	0	0	0	0
12	Jagatsinghpur	20.00	52.00	0.00	72.00	8.50	12	63.50	0.00	0	3	3	1	2
13	Jajpur	130.00	0.00	0.00	130.00	25.50	20	104.50	0.00	0	20	20	0	20
14	Jharsuguda	12.50	6.50	0.00	19.00	0.00	0	19.00	0.00	1	0	1	0	1
15	Kalahandi	97.50	0.00	0.00	97.50	0.90	1	96.60	0.00	0	3	3	0	3
16	Kandhamal	110.50	0.00	0.00	110.50	0.00	0	110.50	0.00	0	0	0	0	0
17	Kendrapada	23.50	41.50	0.00	65.00	46.00	71	19.00	0.00	0	9	9	0	9
18	Keonjhar	110.50	0.00	0.00	110.50	0.00	0	110.50	0.00	17	0	17	0	17
19	Khurda	44.59	0.00	0.00	44.59	12.05	27	32.54	0.00	9	0	9	1	8
20	Koraput	182.00	0.00	0.00	182.00	0.00	0	182.00	0.00	11	0	11	0	11
21	Malkangiri	91.00	0.00	0.00	91.00	0.00	0	91.00	0.00	51	0	51	0	51
22	Mayurbhanj	396.50	0.00	0.00	396.50	19.42	5	377.08	0.00	61	0	61	1	60
23	Nawarangpur	91.00	0.00	0.00	91.00	36.20	40	54.80	0.00	1	31	32	0	32
24	Nayagarh	52.00	0.00	0.00	52.00	0.00	0	52.00	0.00	0	0	0	0	0
25	Nuapada	97.50	0.00	0.00	97.50	42.65	44	54.85	0.00	20	0	20	0	20
26	Puri	91.00	0.00	0.00	91.00	0.00	0	91.00	0.00	0	0	0	0	0
27	Rayagada	104.00	0.00	0.00	104.00	0.00	0	104.00	0.00	0	2	2	0	2
28	Sambalpur	48.93	75.57	0.10	124.60	0.10	0	124.50	0.00	0	16	16	0	16
29	Subarnapur	42.51	0.00	0.00	42.51	18.85	44	23.66	0.00	0	0	0	0	0
30	Sundergarh	221.00	0.00	0.00	221.00	24.00	11	197.00	0.00	0	0	0	0	0
	Total	2551.66	246.27	0.10	2798.03	434.92	16	2363.11	0.00	208	115	323	23	300

**Own Source of Revenue collected by GP
During the year 2016-17 upto the month of July '16**

Sl. No.	Name of the District	Financial Achievement (Rs. in lakhs)								Physical achievement					Road (in Km.) CC/BT/ Water Board Maccadam/ earthen
		OB as on 01.4.2016	Grant Released	Other received (int. etc.)	Total Funds	Expenditure incurred	% of Exp.	Balance	UC submitted	No. of projects			Project completed	Under progress	
										Spill Over	taken up	Total			
1	2	3	4	5	6	7	8	9	10	12	13	14	15	16	17
1	Angul	16.63	0.00	0.00	16.63	9.00	54	7.63	0.00	0	0	0	0	0	0.00
2	Balasore	0.00	5.60	0.00	5.60	2.63	47	2.97	0.00	0	0	0	0	0	0.00

3	Bargarh	0.00	0.00	0.00	0.00	0.00	###	0.00	0.00	0	0	0	0	0	0.00
4	Bhadrak	14.05	0.00	0.00	14.05	0.00	0	14.05	0.00	0	0	0	0	0	0.00
5	Balangir	44.85	76.65	26.95	148.45	123.42	83	25.03	0.00	0	61	61	61	0	0.00
6	Boudh	0.00	0.00	0.00	0.00	0.00	###	0.00	0.00	0	0	0	0	0	0.00
7	Cuttack	0.00	0.00	0.00	0.00	0.00	###	0.00	0.00	0	0	0	0	0	0.00
8	Deogarh	0.00	0.00	0.00	0.00	0.00	###	0.00	0.00	0	0	0	0	0	0.00
9	Dhenkanal	28.56	0.00	8.26	36.82	7.70	21	29.12	0.00	0	0	0	0	0	0.00
10	Gajapati	60.50	0.00	0.00	60.50	0.00	0	60.50	0.00	0	0	0	0	0	0.00
11	Ganjam	0.00	0.00	0.00	0.00	0.00	###	0.00	0.00	0	0	0	0	0	0.00
12	Jagatsinghpur	0.00	0.00	0.00	0.00	0.00	###	0.00	0.00	0	0	0	0	0	0.00
13	Jajpur	65.00	0.00	0.00	65.00	35.00	54	30.00	0.00	0	5	5	4	1	0.00
14	Jharsuguda	14.41	0.35	0.21	14.97	14.97	100	0.00	0.00	0	7	7	5	2	0.00
15	Kalahandi	0.00	0.00	0.00	0.00	0.00	###	0.00	0.00	0	0	0	0	0	0.00
16	Kandhamal	0.00	0.00	0.00	0.00	0.00	###	0.00	0.00	0	0	0	0	0	0.00
17	Kendrapada	0.00	0.00	0.00	0.00	0.00	###	0.00	0.00	0	0	0	0	0	0.00
18	Keonjhar	0.00	0.00	0.00	0.00	0.00	###	0.00	0.00	0	0	0	0	0	0.00
19	Khurda	3.28	0.00	0.00	3.28	3.28	100	0.00	0.00	0	3	3	3	0	0.00
20	Koraput	0.00	0.00	0.00	0.00	0.00	###	0.00	0.00	0	0	0	0	0	0.00
21	Malkangiri	3.28	0.00	0.00	3.28	0.00	0	3.28	0.00	0	0	0	0	0	0.00
22	Mayurbhanj	0.00	0.00	0.00	0.00	0.00	###	0.00	0.00	0	0	0	0	0	0.00
23	Nawarangpur	0.00	1.55	0.00	1.55	1.55	100	0.00	0.00	0	26	26	1	25	0.00
24	Nayagarh	0.00	0.00	0.00	0.00	0.00	###	0.00	0.00	0	0	0	0	0	0.00
25	Nuapada	0.00	0.00	0.00	0.00	0.00	###	0.00	0.00	0	0	0	0	0	0.00
26	Puri	0.00	0.00	0.00	0.00	0.00	###	0.00	0.00	0	0	0	0	0	0.00
27	Rayagada	6.16	3.10	2.76	12.02	4.15	35	7.87	0.00	0	0	0	0	0	0.00
28	Sambalpur	0.00	86.12	1.48	87.60	5.32	6	82.28	0.00	0	46	46	15	31	0.00
29	Subarnapur	0.00	72.49	0.00	72.49	10.38	14	62.11	0.00	0	15	15	3	12	0.00
30	Sundergarh	0.00	0.00	0.00	0.00	0.00	###	0.00	0.00	0	0	0	0	0	0.00
	Total	256.72	245.86	39.66	542.24	217.40	40	324.84	0.00	0	163	163	92	71	0.00

**ABSTRACT REPORT OF FINANCIAL AND PHYSICAL ACHIEVEMENT UNDER Non-CFC & 4th SFC
During the year 2016-17 upto the month of July '16**

Sl. No.	Name of the District	Financial Achievement (Rs. in lakhs)								Physical achievement					Road (in Km.) CC/BT/ Water Board Maccadom/ earthen
		OB as on 01.4.2016	Grant Released	Other received (int. etc.)	Total Funds	Expenditure incurred	% of Exp.	Balance	UC submitted	No. of projects			Project completed	Under progress	
										Spill Over	taken up	Total			
1	2	3	4	5	6	7	8	9	10	11	12	13	14	15	16
1	Angul	26.00	11.00	0.00	37.00	11.00	30	26.00	0.00	0	4	4	2	2	0.00
2	Balasore	184.50	0.00	0.00	184.50	28.00	15	156.50	0.00	13	20	33	32	1	0.00
3	Bargarh	35.00	0.00	0.00	35.00	29.00	83	6.00	0.00	13	0	13	9	4	0.00
4	Bhadrak	8.77	50.00	0.00	58.77	50.00	85	8.77	0.00	2	88	90	88	2	0.00

5	Balangir	0.00	0.00	0.00	0.00	0.00	###	0.00	0.00	0	0	0	0	0	0.00
6	Boudh	12.50	0.00	0.00	12.50	12.50	100	0.00	0.00	0	0	0	0	0	0.00
7	Cuttack	94.00	0.00	0.00	94.00	9.00	10	85.00	0.00	0	23	23	8	15	0.00
8	Deogarh	21.50	0.00	0.00	21.50	3.87	18	17.63	0.00	0	3	3	0	3	0.00
9	Dhenkanal	75.50	0.00	0.00	75.50	40.00	53	35.50	0.00	60	0	60	2	58	0.00
10	Gajapati	0.00	149.00	0.00	149.00	55.90	38	93.10	0.00	0	50	50	15	35	0.00
11	Ganjam	0.00	635.00	0.00	635.00	55.93	9	579.07	0.00	0	0	0	0	0	0.00
12	Jagatsinghpur	0.00	138.00	27.00	165.00	15.00	9	150.00	0.00	0	19	19	11	8	0.00
13	Jajpur	0.00	0.00	0.00	0.00	0.00	###	0.00	0.00	0	0	0	0	0	0.00
14	Jharsuguda	50.00	11.00	0.00	61.00	33.00	54	28.00	0.00	9	6	15	10	5	0.00
15	Kalahandi	0.00	136.50	0.00	136.50	15.00	11	121.50	0.00	0	0	0	0	0	0.00
16	Kandhamal	0.00	101.00	0.00	101.00	5.00	5	96.00	0.00	0	0	0	0	0	0.00
17	Kendrapada	85.39	0.00	0.00	85.39	39.50	46	45.89	0.00	0	264	264	0	264	0.00
18	Keonjhar	305.00	0.00	0.00	305.00	19.00	6	286.00	0.00	4	0	4	0	4	0.00
19	Khurda	46.10	0.00	0.00	46.10	24.75	54	21.35	0.00	23	0	23	16	7	0.47
20	Koraput	153.95	0.00	0.00	153.95	21.00	14	132.95	0.00	41	0	41	0	41	0.00
21	Malkangiri	108.00	0.00	0.00	108.00	0.00	0	108.00	0.00	0	0	0	0	0	0.00
22	Mayurbhanj	104.00	185.50	0.00	289.50	200.50	69	89.00	0.00	37	15	52	13	39	0.00
23	Nawarangpur	0.00	47.50	0.00	47.50	0.00	0	47.50	0.00	0	0	0	0	0	0.00
24	Nayagarh	0.00	0.00	0.00	0.00	0.00	###	0.00	0.00	0	0	0	0	0	0.00
25	Nuapada	94.17	48.83	0.00	143.00	25.00	17	118.00	0.00	0	54	54	2	52	0.00
26	Puri	0.00	334.00	0.00	334.00	95.60	29	238.40	0.00	0	45	45	17	28	0.00
27	Rayagada	0.00	133.00	5.50	138.50	69.50	50	69.00	0.00	0	51	51	46	5	0.00
28	Sambalpur	0.00	174.43	0.00	174.43	99.25	57	75.18	0.00	0	111	111	64	47	0.00
29	Subarnapur	68.00	144.60	0.00	212.60	139.88	66	72.72	0.00	0	41	41	24	17	0.00
30	Sundergarh	243.50	205.00	0.00	448.50	260.00	58	188.50	0.00	0	42	42	42	0	0.00
	Total	1715.88	2504.36	32.50	4252.74	1357.18	32	2895.56	0.00	202	836	1038	401	637	0.47
		1715.88	0.00												

**Maintanance of Roads & Brides (Panchayat Roads) (ZP & PS)
During the year 2016-17 upto the month of July '16**

Sl. No.	Name of the District	Financial Ahievement (Rs. in lakhs)								Physical achievement					Road (in Km.) CC/BT/ Water Board Maccadom/ earthen
		OB as on 01.4.2016	Grant Released	Other received (int. etc.)	Total Funds	Expenditure incurred	% of Exp.	Balance	UC submitted	No. of projects			Project complete d	Under progress	
										Spill Over	taken up	Total			
1	2	3	4	5	6	7	8	9	10	11	12	13	14	15	16
1	Angul	26.00	0.00	0.00	26.00	0.00	0	26.00	0.00	0	0	0	0	0	0.00
2	Balasore	119.00	0.00	0.00	119.00	25.00	21	94.00	0.00	12	20	32	32	32	0.00
3	Bargarh	14.00	0.00	0.00	14.00	14.00	100	0.00	0.00	3	0	3	3	0	0.00
4	Bhadrak	0.00	50.00	0.00	50.00	50.00	100	0.00	0.00	0	88	88	88	0	0.00
5	Balangir	0.00	0.00	0.00	0.00	0.00	0	0.00	0.00	0	0	0	0	0	0.00
6	Boudh	12.50	0.00	0.00	12.50	12.50	100	0.00	0.00	0	0	0	0	0	0.00

7	Cuttack	74.00	0.00	0.00	74.00	7.00	9	67.00	0.00	0	18	18	7	11	0.00
8	Deogarh	0.00	0.00	0.00	0.00	0.00	0	0.00	0.00	0	0	0	0	0	0.00
9	Dhenkanal	70.00	0.00	0.00	70.00	40.00	57	30.00	0.00	60	0	60	2	58	0.00
10	Gajapati	0.00	149.00	0.00	149.00	55.90	38	93.10	0.00	0	50	50	15	35	0.00
11	Ganjam	0.00	475.00	0.00	475.00	38.00	8	437.00	0.00	0	0	0	0	0	0.00
12	Jagatsinghpur	0.00	62.00	27.00	89.00	15.00	17	74.00	0.00	0	19	19	11	8	0.00
13	Jajpur	0.00	0.00	0.00	0.00	0.00	0	0.00	0.00	0	0	0	0	0	0.00
14	Jharsuguda	50.00	11.00	0.00	61.00	33.00	54	28.00	0.00	9	6	15	10	5	0.00
15	Kalahandi	0.00	60.00	0.00	60.00	9.50	16	50.50	0.00	0	0	0	0	0	0.00
16	Kandhamal	0.00	30.00	0.00	30.00	0.00	0	30.00	0.00	0	0	0	0	0	0.00
17	Kendrapada	23.89	0.00	0.00	23.89	12.00	50	11.89	0.00	0	261	261	0	261	0.00
18	Keonjhar	286.00	0.00	0.00	286.00	0.00	0	286.00	0.00	0	0	0	0	0	0.00
19	Khurda	42.60	0.00	0.00	42.60	23.25	55	19.35	0.00	19	0	19	14	5	0.47
20	Koraput	54.00	0.00	0.00	54.00	0.00	0	54.00	0.00	11	0	11	0	11	0.00
21	Malkangiri	0.00	0.00	0.00	0.00	0.00	0	0.00	0.00	0	0	0	0	0	0.00
22	Mayurbhanj	83.50	25.00	0.00	108.50	54.50	50	54.00	0.00	33	0	33	11	22	0.00
23	Nawarangpur	0.00	17.50	0.00	17.50	0.00	0	17.50	0.00	0	0	0	0	0	0.00
24	Nayagarh	0.00	0.00	0.00	0.00	0.00	0	0.00	0.00	0	0	0	0	0	0.00
25	Nuapada	94.17	48.83	0.00	143.00	48.00	34	95.00	0.00	0	54	54	38	16	0.00
26	Puri	0.00	334.00	0.00	334.00	95.60	29	238.40	0.00	0	45	45	17	28	0.00
27	Rayagada	0.00	62.00	0.00	62.00	40.00	65	22.00	0.00	0	38	38	34	4	0.00
28	Sambalpur	0.00	130.92	0.00	130.92	82.25	63	48.67	0.00	0	103	103	59	44	0.00
29	Subarnapur	15.00	129.60	0.00	144.60	107.88	75	36.72	0.00	0	39	39	22	17	0.00
30	Sundergarh	55.00	205.00	0.00	260.00	260.00	100	0.00	0.00	0	42	42	42	0	0.00
	Total	1019.66	1789.85	27.00	2836.51	1023.38	36	1813.13	0.00	147	783	930	405	525	0.47

**Maintanance of Residential Building of PRIs (ZP, PS, DPO & SIRD)
During the year 2016-17 upto the month of July '16**

Sl. No.	Name of the District	Financial Ahiement (Rs. in lakhs)								Physical achievement					
		OB as on 01.4.2016	Grant Released	Other received (int.etc.)	Total Funds	Expenditure incurred	% of Exp.	Balance	UC submitted	No. of projects			Project complete d	Under progress	
										Spill Over	taken up	Total			
1	2	3	4	5	6	7	8	9	10	11	12	13	14	15	
1	Angul	0.00	6.00	0.00	6.00	6.00	100	0.00	0.00	0	2	2	2	2	0
2	Balasore	33.00	0.00	0.00	33.00	3.00	9	30.00	0.00	1	0	1	0	1	
3	Bargarh	13.00	0.00	0.00	13.00	7.00	54	6.00	0.00	6	0	6	2	4	
4	Bhadrak	0.00	0.00	0.00	0.00	0.00	0	0.00	0.00	0	0	0	0	0	
5	Balangir	0.00	0.00	0.00	0.00	0.00	0	0.00	0.00	0	0	0	0	0	
6	Boudh	0.00	0.00	0.00	0.00	0.00	0	0.00	0.00	0	0	0	0	0	
7	Cuttack	20.00	0.00	0.00	20.00	2.00	10	18.00	0.00	0	5	5	1	4	

8	Deogarh	9.00	0.00	0.00	9.00	2.12	24	6.88	0.00	0	3	3	0	3
9	Dhenkanal	3.00	0.00	0.00	3.00	0.00	0	3.00	0.00	0	0	0	0	0
10	Gajapati	0.00	0.00	0.00	0.00	0.00	0	0.00	0.00	0	0	0	0	0
11	Ganjam	0.00	0.00	0.00	0.00	0.00	0	0.00	0.00	0	0	0	0	0
12	Jagatsinghpur	0.00	51.00	0.00	51.00	0.00	0	51.00	0.00	0	0	0	0	0
13	Jajpur	0.00	0.00	0.00	0.00	0.00	0	0.00	0.00	0	0	0	0	0
14	Jharsuguda	0.00	0.00	0.00	0.00	0.00	0	0.00	0.00	0	0	0	0	0
15	Kalahandi	0.00	39.00	0.00	39.00	3.00	8	36.00	0.00	0	0	0	0	0
16	Kandhamal	0.00	36.00	0.00	36.00	0.00	0	36.00	0.00	0	0	0	0	0
17	Kendrapada	13.00	0.00	0.00	13.00	6.00	46	7.00	0.00	0	1	1	0	1
18	Keonjhar	9.00	0.00	0.00	9.00	9.00	100	0.00	0.00	3	0	3	0	3
19	Khurda	1.50	0.00	0.00	1.50	0.50	33	1.00	0.00	2	0	2	1	1
20	Koraput	35.00	0.00	0.00	35.00	21.00	60	14.00	0.00	16	0	16	0	16
21	Malkangiri	108.00	0.00	0.00	108.00	0.00	0	108.00	0.00	0	0	0	0	0
22	Mayurbhanj	13.00	98.00	0.00	111.00	81.00	73	30.00	0.00	3	9	12	2	10
23	Nawarangpur	0.00	30.00	0.00	30.00	0.00	0	30.00	0.00	0	0	0	0	0
24	Nayagarh	0.00	0.00	0.00	0.00	0.00	0	0.00	0.00	0	0	0	0	0
25	Nuapada	0.00	0.00	0.00	0.00	0.00	0	0.00	0.00	0	0	0	0	0
26	Puri	0.00	0.00	0.00	0.00	0.00	0	0.00	0.00	0	0	0	0	0
27	Rayagada	0.00	26.00	3.00	29.00	6.00	21	23.00	0.00	0	8	8	7	1
28	Sambalpur	0.00	38.50	0.00	38.50	14.50	38	24.00	0.00	0	6	6	4	2
29	Subarnapur	48.00	0.00	0.00	48.00	18.00	38	30.00	0.00	0	1	1	1	0
30	Sundergarh	51.00	0.00	0.00	51.00	51.00	100	0.00	0.00	0	17	17	17	0
	Total	356.50	324.50	3.00	684.00	230.12	34	453.88	0.00	31	52	83	37	46

**Maintanance of Non-Residential Building (ZP, PS, DPO & SIRD)
During the year 2016-17 upto the month of July '16**

Sl. No.	Name of the District	Financial Achievement (Rs. in lakhs)								Physical achievement				
		OB as on 01.4.2016	Grant Released	Other received (int. etc.)	Total Funds	Expenditure incurred	% of Exp.	Balance	UC submitted	No. of projects			Project completed	Under progress
										Spill Over	taken up	Total		
1	2	3	4	5	6	7	8	9	10	11	12	13	14	15
1	Angul	0.00	5.00	0.00	5.00	5.00	100	0.00	0.00	0	2	2	0	2
2	Balasore	32.50	0.00	0.00	32.50	0.00	0	32.50	0.00	0	0	0	0	0
3	Bargarh	8.00	0.00	0.00	8.00	8.00	100	0.00	0.00	4	0	4	4	0
4	Bhadrak	8.77	0.00	0.00	8.77	0.00	0	8.77	0.00	2	0	2	0	2
5	Balangir	0.00	0.00	0.00	0.00	0.00	0	0.00	0.00	0	0	0	0	0
6	Boudh	0.00	0.00	0.00	0.00	0.00	0	0.00	0.00	0	0	0	0	0
7	Cuttack	0.00	0.00	0.00	0.00	0.00	0	0.00	0.00	0	0	0	0	0
8	Deogarh	12.50	0.00	0.00	12.50	1.75	14	10.75	0.00	0	0	0	0	0
9	Dhenkanal	2.50	0.00	0.00	2.50	0.00	0	2.50	0.00	0	0	0	0	0

10	Gajapati	0.00	0.00	0.00	0.00	0.00	0	0.00	0.00	0	0	0	0	0
11	Ganjam	0.00	160.00	0.00	160.00	17.93	11	142.07	0.00	0	0	0	0	0
12	Jagatsinghpur	0.00	25.00	0.00	25.00	0.00	0	25.00	0.00	0	0	0	0	0
13	Jajpur	0.00	0.00	0.00	0.00	0.00	0	0.00	0.00	0	0	0	0	0
14	Jharsuguda	0.00	0.00	0.00	0.00	0.00	0	0.00	0.00	0	0	0	0	0
15	Kalahandi	0.00	37.50	0.00	37.50	2.50	7	35.00	0.00	0	0	0	0	0
16	Kandhamal	0.00	35.00	0.00	35.00	5.00	14	30.00	0.00	0	0	0	0	0
17	Kendrapada	48.50	0.00	0.00	48.50	21.50	44	27.00	0.00	0	2	2	0	2
18	Keonjhar	10.00	0.00	0.00	10.00	10.00	100	0.00	0.00	1	0	1	0	1
19	Khurda	2.00	0.00	0.00	2.00	1.00	50	1.00	0.00	2	0	2	1	1
20	Koraput	64.95	0.00	0.00	64.95	0.00	0	64.95	0.00	14	0	14	0	14
21	Malkangiri	0.00	0.00	0.00	0.00	0.00	0	0.00	0.00	0	0	0	0	0
22	Mayurbhanj	7.50	62.50	0.00	70.00	65.00	93	5.00	0.00	1	6	7	0	7
23	Nawarangpur	0.00	0.00	0.00	0.00	0.00	0	0.00	0.00	0	0	0	0	0
24	Nayagarh	0.00	0.00	0.00	0.00	0.00	0	0.00	0.00	0	0	0	0	0
25	Nuapada	0.00	0.00	0.00	0.00	0.00	0	0.00	0.00	0	0	0	0	0
26	Puri	0.00	0.00	0.00	0.00	0.00	0	0.00	0.00	0	0	0	0	0
27	Rayagada	0.00	45.00	2.50	47.50	23.50	49	24.00	0.00	0	5	5	5	0
28	Sambalpur	0.00	5.01	0.00	5.01	2.50	50	2.51	0.00	0	2	2	1	1
29	Subarnapur	5.00	15.00	0.00	20.00	14.00	70	6.00	0.00	0	1	1	1	0
30	Sundergarh	137.50	0.00	0.00	137.50	137.50	100	0.00	0.00	0	23	23	23	0
	Total	339.72	390.01	2.50	732.23	315.18	43	417.05	0.00	24	41	65	35	30

ZILLA PARISHAD

ZILLA PARISHAD REPORT OF FINANCIAL AND PHYSICAL ACHIEVEMENT UNDER 4TH STATE FINANCE COMMISSION AWARD During the year 2016-17 upto the month of June '16

Sl. No.	Name of the District	Financial Achievement (Rs. in lakhs)								Physical achievement					Road (in Km.) CC/BT/ Water Board Maccadom / earthen
		OB as on 01.4.2016	Grant Receipt (2016-17)	Other receipt (int. etc.) 2016-17	Total Funds	Expenditure incurred	% Exp.	Balance	UC submitted	No. of projects			Project completed	Under progress	
										Spill Over	taken up	Total			
1	2	3	4	5	6	7	8	9	10	11	12	13	14	15	16
1	Angul	98.36	158.36	0.00	256.72	0.00	0.00	256.72	0.00	0.00	0.00	0.00	0.00	0.00	0.00
2	Balasore	896.06	7.10	0.00	903.16	42.16	5	861.00	0.00	41.00	29.00	70	17.00	53	0.00
3	Bargarh	31.88	0.00	0.00	31.88	18.85	59	13.03	0.00	16.00	0.00	16	9.00	7	0.44
4	Bhadrak	500.00	517.36	0.00	1017.36	102.00	10	915.36	0.00	0.00	73.00	73	70.00	3	0.00
5	Balangir	332.50	35.00	0.00	367.50	242.45	66	125.05	10.50	0.00	107.00	107	83.00	24	0.00
6	Boudh	23.24	0.00	0.00	23.24	13.00	56	10.24	0.00	0.00	0.00	0	0.00	0	0.00
7	Cuttack	340.48	0.00	0.00	340.48	32.38	10	308.10	0.00	0.00	45.00	45	20.00	25	0.00
8	Deogarh	71.68	0.00	0.00	71.68	26.90	38	44.78	0.00	25.00	0.00	25	8.00	17	0.00
9	Dhenkanal	195.16	0.00	0.00	195.16	122.04	63	73.12	0.00	41.00	28.00	69	54.00	15	1.72

10	Gajapati	135.36	80.33	0.00	215.69	60.30	28	155.39	0.00	12.00	52.00	64	15.00	49	0.00
11	Ganjam	649.78	349.13	0.00	998.91	154.52	15	844.39	0.00	0.00	0.00	0	0.00	0	0.00
12	Jagatsinghpur	80.00	242.66	0.00	322.66	48.50	15	274.16	0.00	0.00	42.00	42	20.00	22	0.56
13	Jajpur	0.00	349.00	0.00	349.00	92.73	27	256.27	0.00	0.00	88.00	88	39.00	49	1.19
14	Jharsuguda	102.49	36.08	0.00	138.57	40.72	29	97.85	0.00	20.00	35.00	55	14.00	41	0.00
15	Kalahandi	350.43	0.00	0.00	350.43	300.48	86	49.95	0.00	139.00	0.00	139	31.00	108	0.00
16	Kandhamal	216.46	0.00	0.00	216.46	0.00	0	216.46	0.00	0.00	0.00	0	0.00	0	0.00
17	Kendrapada	228.32	0.00	0.00	228.32	71.40	31	156.92	0.00	56.00	64.00	120	54.00	66	0.00
18	Keonjhar	1301.85	0.00	0.00	1301.85	213.90	16	1087.95	0.00	85.00	27.00	112	108.00	4	0.00
19	Khurda	88.48	0.00	0.00	88.48	78.23	88	10.25	0.00	44.00	0.00	44	33.00	11	1.82
20	Koraput	308.74	0.00	0.00	308.74	69.70	23	239.04	0.00	87.00	0.00	87	22.00	65	0.00
21	Malkangiri	157.88	0.00	0.00	157.88	0.00	0	157.88	0.00	0.00	0.00	0	0.00	0	0.00
22	Mayurbhanj	475.46	0.00	0.00	475.46	173.45	36	302.01	0.00	192.00	0.00	192	54.00	138	0.00
23	Nawarangpur	257.67	0.00	0.00	257.67	0.00	0	257.67	0.00	0.00	0.00	0	0.00	0	0.00
24	Nayagarh	60.00	0.00	0.00	60.00	0.00	0	60.00	0.00	0.00	0.00	0	0.00	0	0.00
25	Nuapada	1135.86	0.00	0.00	1135.86	44.64	4	1091.22	0.00	48.00	0.00	48	6.00	42	0.00
26	Puri	1314.35	0.00	0.00	1314.35	62.25	5	1252.10	0.00	0.00	27.00	27	15.00	12	0.00
27	Rayagada	237.06	126.26	0.00	363.32	109.73	30	253.59	0.00	0.00	74.00	74	47.00	27	0.00
28	Sambalpur	89.57	55.88	0.00	145.45	99.86	69	45.59	0.00	0.00	73.00	73	53.00	20	0.00
29	Subarnapur	63.50	49.34	0.00	112.84	61.45	54	51.39	0.00	0.00	16.00	16	15.00	1	0.40
30	Sundergarh	169.95	203.45	0.00	373.40	250.45	67	122.95	0.00	14.00	62.00	76	76.00	0	0.00
	Total	9912.57	2209.95	0.00	12122.52	2532.09	21	9590.43	10.50	820	842	1662	863	799	

PANCHAYAT SAMITI

PANCHAYAT SAMITI REPORT OF FINANCIAL AND PHYSICAL ACHIEVEMENT UNDER 4TH STATE FINANCE COMMISSION AWARD During the year 2016-17 upto the month of June '16

Sl. No.	Name of the District	Financial Achievement (Rs. in lakhs)								Physical achievement					Road (in Km.) CC/BT/ Water Board Maccadom / earthen
		OB as on 01.4.2016	Grant Released	Other received (int. etc.)	Total Funds	Expenditure incurred	% of Exp.	Balance	UC submitted	No. of projects			Project completed	Under progress	
										Spill Over	taken up	Total			
1	2	3	4	5	6	7	8	9	10	12	13	14	15	16	17
1	Angul	152.56	59.40	0.00	211.96	35.30	17	176.66	0.00	9	19	28	22	6	0.76
2	Balasore	473.40	33.30	0.00	506.70	94.35	19	412.35	0.00	38	44	82	82	0	0.00
3	Bargarh	86.51	0.00	0.00	86.51	57.79	67	28.72	0.00	37	0	37	26	11	1.73
4	Bhadrak	261.06	154.79	0.00	415.85	172.32	41	243.53	0.00	77	0	77	62	15	0.00
5	Balangir	93.97	235.60	0.81	330.38	225.86	68	104.52	0.00	0	123	123	94	29	0.00
6	Boudh	41.09	0.00	0.00	41.09	23.50	57	17.59	0.00	0	0	0	0	0	0.00
7	Cuttack	556.49	0.00	0.00	556.49	0.00	0	556.49	0.00	0	0	0	0	0	0.00
8	Deogarh	0.00	0.00	0.00	0.00	0.00	###	0.00	0.00	0	0	0	0	0	0.00
9	Dhenkanal	238.18	0.00	0.00	238.18	112.03	47	126.15	0.00	38	25	63	34	29	0.25

10	Gajapati	276.83	0.00	0.00	276.83	118.05	43	158.78	0.00	112	17	129	37	92	0.00
11	Ganjam	312.60	380.96	0.00	693.56	92.37	13	601.19	0.00	0	27	27	0	27	0.00
12	Jagatsinghpur	263.96	312.40	0.00	576.36	56.36	10	520.00	0.00	0	94	94	46	48	1.50
13	Jajpur	93.24	449.29	0.00	542.53	117.23	22	425.30	0.00	0	159	159	41	118	0.00
14	Jharsuguda	175.08	46.18	0.00	221.26	43.34	20	177.92	0.00	52	20	72	15	57	0.00
15	Kalahandi	692.03	0.00	0.00	692.03	49.91	7	642.12	0.00	0	13	13	11	2	0.00
16	Kandhamal	278.01	0.00	0.00	278.01	0.00	0	278.01	0.00	0	0	0	0	0	0.00
17	Kendrapada	308.01	0.00	0.00	308.01	106.79	35	201.22	0.00	25	195	220	9	211	0.00
18	Keonjhar	197.56	14.00	0.00	211.56	120.25	57	91.31	0.00	198	87	285	104	181	0.00
19	Khurda	115.34	0.00	0.00	115.34	48.06	42	67.28	0.00	57	14	71	37	34	1.35
20	Koraput	591.64	0.00	0.00	591.64	0.00	0	591.64	0.00	240	0	240	0	240	0.00
21	Malkangiri	193.69	0.00	0.00	193.69	0.00	0	193.69	0.00	0	0	0	0	0	0.00
22	Mayurbhanj	760.96	0.00	0.00	760.96	226.34	30	534.62	0.00	416	0	416	41	375	0.00
23	Nawarangpur	305.27	184.04	0.00	489.31	0.00	0	489.31	0.00	0	0	0	0	0	0.00
24	Nayagarh	274.01	0.00	0.00	274.01	0.00	0	274.01	0.00	0	0	0	0	0	0.00
25	Nuapada	159.90	0.00	0.00	159.90	51.26	32	108.64	0.00	22	4	26	3	23	0.00
26	Puri	356.77	0.00	0.00	356.77	92.50	26	264.27	0.00	18	21	39	15	24	0.00
27	Rayagada	143.41	0.00	0.00	143.41	76.09	53	67.32	10.23	0	27	27	26	1	0.00
28	Sambalpur	271.29	26.96	8.92	307.17	177.91	58	129.26	0.00	0	131	131	72	59	0.00
29	Subarnapur	190.46	3.00	0.00	193.46	132.09	68	61.37	0.00	0	76	76	19	57	0.00
30	Sundergarh	349.76	312.50	0.00	662.26	425.00	64	237.26	0.00	1	20	21	1	20	0.00
	Total	8213.08	2212.42	9.73	10435.23	2654.70	25	7780.53	10.23	1340	1116	2456	797	1659	5.59

GRAM PANCHAYAT

GRAM PANCHAYAT REPORT OF FINANCIAL AND PHYSICAL ACHIEVEMENT UNDER 4TH STATE FINANCE COMMISSION AWARD

During the year 2016-17 upto the month of June '16

Sl. No.	Name of the District	Financial Achievement (Rs. in lakhs)								Physical achievement					Road (in Km.) CC/BT/ Water Board Maccadom / earthen
		OB as on 01.4.2016	Grant Released	Other received (int. etc.)	Total Funds	Expenditure incurred	% of Exp.	Balance	UC submitted	No. of projects			Project completed	Under progress	
										Spill Over	taken up	Total			
1	2	3	4	5	6	7	8	9	10	12	13	14	15	16	17
1	Angul	1189.93	459.13	0.00	1649.06	519.03	31	1130.03	0.00	139	265	404	174	230	0.00
2	Balasore	2637.20	5.60	0.00	2642.80	551.48	21	2091.32	0.00	31	334	365	284	81	0.00
3	Bargarh	522.28	0.00	0.00	522.28	187.00	36	335.28	0.00	438	0	438	129	309	0.00
4	Bhadrak	602.68	610.72	0.00	1213.40	735.00	61	478.40	0.00	140	0	140	140	0	0.00
5	Balangir	1805.22	364.23	29.84	2199.29	1129.83	51	1069.46	0.00	0	910	910	680	230	0.00
6	Boudh	279.39	0.00	0.00	279.39	153.50	55	125.89	0.00	0	0	0	0	0	0.00
7	Cuttack	884.37	0.00	0.00	884.37	305.31	35	579.06	0.00	0	410	410	95	315	0.00
8	Deogarh	291.80	0.00	0.00	291.80	0.00	0	291.80	0.00	60	0	60	0	60	0.00
9	Dhenkanal	1396.67	139.50	8.26	1544.43	647.48	42	896.95	0.00	262	265	527	307	220	2.70

10	Gajapati	1155.98	29.50	0.00	1185.48	455.20	38	730.28	0.00	141	102	243	62	181	0.00
11	Ganjam	5123.30	0.00	0.00	5123.30	357.20	7	4766.10	0.00	0	14	14	1	13	0.00
12	Jagatsinghpur	120.00	1635.34	0.00	1755.34	174.50	10	1580.84	0.00	0	165	165	78	87	2.40
13	Jajpur	1925.50	784.34	0.00	2709.84	1260.13	47	1449.71	0.00	0	319	319	154	165	0.00
14	Jharsuguda	446.06	177.80	10.24	634.10	61.34	10	572.76	0.00	67	63	130	20	110	0.00
15	Kalahandi	1851.99	400.00	0.00	2251.99	81.16	4	2170.83	0.00	0	56	56	23	33	0.00
16	Kandhamal	777.17	400.84	0.00	1178.01	51.14	4	1126.87	0.00	0	0	0	0	0	0.00
17	Kendrapada	1659.43	91.50	0.00	1750.93	495.56	28	1255.37	0.00	72	358	430	53	377	0.00
18	Keonjhar	1636.80	0.00	0.00	1636.80	475.50	29	1161.30	0.00	1110	0	1110	653	457	0.00
19	Khurda	655.64	0.00	0.00	655.64	280.91	43	374.73	0.00	310	100	410	144	266	7.62
20	Koraput	1948.19	0.00	0.00	1948.19	278.61	14	1669.58	0.00	725	0	725	0	725	0.00
21	Malkangiri	626.76	0.00	0.00	626.76	0.00	0	626.76	0.00	51	0	51	0	51	0.00
22	Mayurbhanj	3843.01	0.00	0.00	3843.01	271.38	7	3571.63	0.00	1230	0	1230	54	1176	0.00
23	Nawarangpur	1350.87	261.55	0.00	1612.42	1204.43	75	407.99	0.00	409	734	1143	549	594	0.00
24	Nayagarh	1322.62	0.00	0.00	1322.62	0.00	0	1322.62	0.00	0	0	0	0	0	0.00
25	Nuapada	808.69	0.00	0.00	808.69	375.18	46	433.51	0.00	90	3	93	44	49	0.00
26	Puri	2194.52	0.00	0.00	2194.52	478.20	22	1716.32	0.00	114	125	239	107	132	0.00
27	Rayagada	1495.49	50.51	2.76	1548.76	252.01	16	1296.75	0.00	0	486	486	174	312	0.00
28	Sambalpur	48.93	1125.96	7.29	1182.18	275.98	23	906.20	0.00	0	716	716	212	504	0.00
29	Subarnapur	854.79	114.17	0.00	968.96	380.26	39	588.70	0.00	0	75	75	4	71	0.00
30	Sundergarh	1834.89	752.03	0.00	2586.92	1364.00	53	1222.92	0.00	0	0	0	0	0	0.00
	Total	41290.17	7402.72	58.39	48751.28	12801.32	26	35949.96	0.00	5389	5500	10889	4141	6748	12.72

STATE REPORT OF FINANCIAL AND PHYSICAL ACHIEVEMENT UNDER 4TH STATE FINANCE COMMISSION AWARD
During the year 2016-17 upto the month of June '16

Sl. No.	Name of the Scheme	Financial Achievement (Rs. in lakhs)							Physical achievement					Road (in Km.) CC/BT/ Water Board Maccadom / earthen	
		OB as on 01.4.2016	Grant Receipt (2015-16)	Other receipt (int. etc.) 2015-16	Total Funds	Expenditure incurred	% Exp.	Balance	UC submitted	No. of projects			Project completed		Under progress
										Spill Over	taken up	Total			
1	2	3	4	5	6	7	8	9	10	11	12	13	14	15	16
	ZIILA PARISHAD														
1	Devolution of Funds to Z.P. under 4th SFC	1765.07	757.66	0.00	2522.73	1034.48	41	1488.25	0.00	303	391	694	395	299	3.32
2	Mega piped water supply (ZP)	4000.00	250.00	0.00	4250.00	0.00	0	4250.00	0.00	1	0	1	0	1	0.00
3	Maint./ improv. of road infrastructure under 4th SFC Z P (Motor Veh. Tax)	4147.50	1202.29	0.00	5349.79	1497.61	28	3852.18	10.50	516	451	967	468	499	2.81
	PANCHAYAT SAMITI				0.00		#####	0.00				0		0	
4	Devolution of Funds to P.S. 4th SFC	6136.11	1942.54	9.73	8088.38	2376.68	29	5711.70	10.23	1288	1033	2321	768	1553	5.59

5	Staff Quarters (P.S.) under 4th SFC	1958.92	239.04	0.00	2197.96	215.08	10	1982.88	0.00	52	70	122	21	101	0.00
6	Grants to P.S. towards Salary of Computer Programmers	118.05	30.84	0.00	148.89	62.94	42	85.95	0.00	0	13	13	8	5	0.00
	GRAM PANCHAYAT				0.00		#####	0.00				0		0	
7	Devolution of Funds to G.P. under 4th SFC	27554.01	4784.18	8.62	32346.81	10150.07	31	22196.74	0.00	3273	4035	7308	3856	3452	12.72
8	Grants for Creation of Capital Assets of G.P. for Revenue Generation	7770.07	1416.71	10.01	9196.79	1387.96	15	7808.83	0.00	666	327	993	93	900	0.00
9	Maintanance of Capital Assets of G.P.	1552.49	393.00	0.00	1945.49	466.06	24	1479.43	0.00	47	197	244	40	204	0.00
10	Street Lighting (Grants for creation of Capital Assetes)	1605.22	316.70	0.00	1921.92	144.91	8	1777.01	0.00	1195	663	1858	37	1821	0.00
11	Construction of Staff Quarters G.P.	2551.66	246.27	0.10	2798.03	434.92	16	2363.11	0.00	208	115	323	23	300	0.00
12	Own Source of Revenue collected by GP	256.72	245.86	39.66	542.24	217.40	40.09	324.84	0.00	0	163	163	92	71	0.00
	Grand Total	59415.82	11825.09	68.12	71309.03	17988.11	25	53320.92	20.73	7549	7458	15007	5801	9206	24.44
	FINANCIAL AND PHYSICAL ACHIEVEMENT UNDER Non-CFC & SFC GRANTS DURING THE YEAR 2015-16														
	Maint. of Roads & Brides (Panchayat Roads) (ZP&PS)	1019.66	1789.85	27.00	2836.51	1023.38	36	1813.13	0.00	147	783	930	405	525	0.47
	Maint. of Residential Building of PRIs (ZP, PS, DPO & SIRD)	356.50	324.50	3.00	684.00	230.12	34	453.88	0.00	31	52	83	37	46	0.00
	Maint. of Non-Residential Building (ZP, PS, DPO & SIRD)	339.72	390.01	2.50	732.23	315.18	43	417.05	0.00	24	41	65	35	30	0.00
	G. TOTAL	1715.88	2504.36	32.50	4252.74	1568.68	37	2684.06	0.00	202	876	1078	477	601	0.47

271.18
0.00

28.70
639.42

1061.44

1061.69

14.33
63.16

ABSTRACT REPORT OF FINANCIAL AND PHYSICAL ACHIEVEMENT UNDER 3rd STATE FINANCE COMMISSION AWARD

During the year 2016-17 upto the month of July '16

Sl. No.	Name of the District	Financial Achievement (Rs. in lakhs)								Physical achievement						Road (in Km.) CC/BT/ Water Board Maccadam /
		OB as on 01.04.2016	Grant Released	Other received (int. etc.)	Total Funds	Expenditure incurred	% of Exp.	Balance	UC submitted	Balance UC to be submit	No. of projects			Project completed	Under progress	
											Spill Over	taken up	Total			
1	2	3	4	5	6	7	8	9	10	11	12	13	14	15	16	17
1	Angul	0.00	0.00	0.00	0.00	0.00	###	0.00	0.00	0.00	0	0	0	0	0	0.00
2	Balasore	61.26	0.00	0.00	61.26	8.95	15	52.31	0.00	0.00	32	0	32	3	29	0.00
3	Bargarh	0.00	0.00	0.00	0.00	0.00	###	0.00	0.00	0.00	0	0	0	0	0	0.00
4	Bhadrak	79.00	0.00	0.00	79.00	64.00	81	15.00	0.00	0.00	51	0	51	51	0	0.00
5	Balangir	0.00	0.00	0.00	0.00	0.00	###	0.00	0.00	0.00	0	0	0	0	0	0.00
6	Boudh	0.00	0.00	0.00	0.00	0.00	0	0.00	0.00	0.00	0	0	0	0	0	0.00
7	Cuttack	3.76	0.00	0.00	3.76	0.00	0	3.76	0.00	0.00	3	0	3	0	3	0.00
8	Deogarh	0.00	0.00	0.00	0.00	0.00	0	0.00	0.00	0.00	0	0	0	0	0	0.00
9	Dhenkanal	119.48	0.00	0.00	119.48	39.99	33	79.49	0.00	0.00	48	0	48	17	31	0.32
10	Gajapati	0.00	0.00	0.00	0.00	0.00	0	0.00	0.00	0.00	0	0	0	0	0	0.00
11	Ganjam	1.41	0.00	0.00	1.41	0.40	28	1.01	0.00	2.36	6	0	6	0	6	0.00
12	Jagatsinghpur	166.25	0.00	0.00	166.25	95.71	58	70.54	0.00	0.00	57	0	57	31	26	2.40
13	Jajpur	18.06	0.00	0.00	18.06	6.20	34	11.86	0.00	0.00	9	0	9	2	7	0.00
14	Jharsuguda	308.70	0.00	0.00	308.70	12.66	4	296.04	0.00	0.00	12	11	23	6	17	0.00
15	Kalahandi	952.32	0.00	0.00	952.32	0.00	0	952.32	0.00	0.00	233	0	233	0	233	0.00
16	Kandhamal	0.00	0.00	0.00	0.00	0.00	###	0.00	0.00	0.00	0	0	0	0	0	0.00
17	Kendrapada	3.00	0.00	0.00	3.00	0.00	0	3.00	0.00	0.00	2	0	2	0	2	0.00
18	Keonjhar	0.00	0.00	0.00	0.00	0.00	0	0.00	0.00	0.00	0	0	0	0	0	0.00
19	Khurda	13.91	0.00	0.00	13.91	0.00	0	13.91	0.00	0.00	18	0	18	0	18	0.00
20	Koraput	410.95	0.00	0.00	410.95	52.40	13	358.55	0.00	0.00	117	0	117	7	110	0.00
21	Malkangiri	0.00	0.00	0.00	0.00	0.00	0	0.00	0.00	0.00	0	0	0	0	0	0.00
22	Mayurbhanj	130.44	0.00	0.00	130.44	95.94	74	34.50	0.00	0.00	16	0	16	7	9	0.00
23	Nawarangpur	198.17	0.00	0.00	198.17	0.00	0	198.17	0.00	0.00	33	0	33	0	33	0.00
24	Nayagarh	0.00	0.00	0.00	0.00	0.00	###	0.00	0.00	0.00	0	0	0	0	0	0.00
25	Nuapada	0.00	0.00	0.00	0.00	0.00	0	0.00	0.00	0.00	0	0	0	0	0	0.00
26	Puri	0.00	0.00	0.00	0.00	0.00	###	0.00	0.00	0.00	0	0	0	0	0	0.00
27	Rayagada	71.58	0.00	0.00	71.58	27.00	38	44.58	0.00	0.00	11	0	11	0	11	0.00
28	Sambalpur	77.92	0.00	0.00	77.92	0.00	0	77.92	0.00	0.00	32	0	32	0	32	0.00
29	Subarnapur	0.55	0.00	0.00	0.55	0.00	0	0.55	0.00	0.00	6	0	6	0	6	0.00
30	Sundergarh	0.00	0.00	0.00	0.00	0.00	###	0.00	0.00	0.00	0	0	0	0	0	0.00
Total		2616.76	0.00	0.00	2616.76	403.25	15	2213.51	0.00	2.36	686	11	697	124	573	2.72

3RD STATE FINANCE COMMISSION AWARD FOR DEVOLUTION OF FUNDS (ZP SHARE)

During the year 2016-17 upto the month of July '16

Sl. No.	Name of the District	Financial Achievement (Rs. in lakhs)								Physical achievement					Road (in Km.) CC/BT/ Water Board Maccadam/	
		OB as on 01.04.2016	Grant Released	Other received (int. etc.)	Total Funds	Expenditure incurred	% of Exp.	Balance	UC submitted	Balance UC to be submitted	No. of projects			Project completed		Under progress
1	2	3	4	5	6	7	8	9	10	11	12	13	14	15	16	17
1	Angul	0.00	0.00	0.00	0.00	0.00	0	0.00	0.00	0.00	0	0	0	0	0	0.00
2	Balasore	10.74	0.00	0.00	10.74	3.00	28	7.74	0.00	0.00	6	0	6	1	5	0.00
3	Bargarh	0.00	0.00	0.00	0.00	0.00	0	0.00	0.00	0.00	0	0	0	0	0	0.00
4	Bhadrak	0.00	0.00	0.00	0.00	0.00	0	0.00	0.00	0.00	0	0	0	0	0	0.00
5	Balangir	0.00	0.00	0.00	0.00	0.00	0	0.00	0.00	0.00	0	0	0	0	0	0.00
6	Boudh	0.00	0.00	0.00	0.00	0.00	0	0.00	0.00	0.00	0	0	0	0	0	0.00
7	Cuttack	0.56	0.00	0.00	0.56	0.00	0	0.56	0.00	0.00	1	0	1	0	1	0.00
8	Deogarh	0.00	0.00	0.00	0.00	0.00	0	0.00	0.00	0.00	0	0	0	0	0	0.00
9	Dhenkanal	13.25	0.00	0.00	13.25	3.35	25	9.90	0.00	0.00	7	0	7	2	5	0.10
10	Gajapati	0.00	0.00	0.00	0.00	0.00	0	0.00	0.00	0.00	0	0	0	0	0	0.00
11	Ganjam	0.94	0.00	0.00	0.94	0.30	32	0.64	0.00	0.00	4	0	4	0	4	0.00
12	Jagatsinghpur	5.00	0.00	0.00	5.00	5.00	100	0.00	0.00	0.00	5	0	5	5	0	0.00
13	Jajpur	0.00	0.00	0.00	0.00	0.00	0	0.00	0.00	0.00	0	0	0	0	0	0.00
14	Jharsuguda	6.46	0.00	0.00	6.46	2.54	39	3.92	0.00	0.00	2	0	2	1	1	0.00
15	Kalahandi	93.98	0.00	0.00	93.98	0.00	0	93.98	0.00	0.00	0	0	0	0	0	0.00
16	Kandhamal	0.00	0.00	0.00	0.00	0.00	0	0.00	0.00	0.00	0	0	0	0	0	0.00
17	Kendrapada	0.00	0.00	0.00	0.00	0.00	0	0.00	0.00	0.00	0	0	0	0	0	0.00
18	Keonjhar	0.00	0.00	0.00	0.00	0.00	0	0.00	0.00	0.00	0	0	0	0	0	0.00
19	Khurda	0.00	0.00	0.00	0.00	0.00	0	0.00	0.00	0.00	0	0	0	0	0	0.00
20	Koraput	0.00	0.00	0.00	0.00	0.00	0	0.00	0.00	0.00	0	0	0	0	0	0.00
21	Malkangiri	0.00	0.00	0.00	0.00	0.00	0	0.00	0.00	0.00	0	0	0	0	0	0.00
22	Mayurbhanj	0.00	0.00	0.00	0.00	0.00	0	0.00	0.00	0.00	0	0	0	0	0	0.00
23	Nawarangpur	0.00	0.00	0.00	0.00	0.00	0	0.00	0.00	0.00	0	0	0	0	0	0.00
24	Nayagarh	0.00	0.00	0.00	0.00	0.00	0	0.00	0.00	0.00	0	0	0	0	0	0.00
25	Nuapada	0.00	0.00	0.00	0.00	0.00	0	0.00	0.00	0.00	0	0	0	0	0	0.00
26	Puri	0.00	0.00	0.00	0.00	0.00	0	0.00	0.00	0.00	0	0	0	0	0	0.00
27	Rayagada	0.00	0.00	0.00	0.00	0.00	0	0.00	0.00	0.00	0	0	0	0	0	0.00
28	Sambalpur	0.00	0.00	0.00	0.00	0.00	0	0.00	0.00	0.00	0	0	0	0	0	0.00
29	Subarnapur	0.00	0.00	0.00	0.00	0.00	0	0.00	0.00	0.00	0	0	0	0	0	0.00
30	Sundergarh	0.00	0.00	0.00	0.00	0.00	0	0.00	0.00	0.00	0	0	0	0	0	0.00
Total		130.93	0.00	0.00	130.93	14.19	11	116.74	0.00	0.00	25	0	25	9	16	0.10

3RD STATE FINANCE COMMISSION AWARD FOR DEVOLUTION OF FUNDS (GP SHARE)

During the year 2016-17 upto the month of July '16

Sl.	Name of the	Financial Achievement (Rs. in lakhs)								Physical achievement					Road (in
-----	-------------	--------------------------------------	--	--	--	--	--	--	--	----------------------	--	--	--	--	----------

No	District	OB as on 01.04.2016	Grant Released	Other received (int. etc.)	Total Funds	Expenditure incurred	% of Exp.	Balance	UC submitte d	Balance UC to be submit	No. of projects			Project complete d	Under progress	Km.) CC/BT/ Water Board Maccadom/ earthen
											Spill Over	taken up	Total			
1	2	3	4	5	6	7	8	9	10	11	12	13	14	15	16	17
1	Angul	0.00	0.00	0.00	0.00	0.00	0	0.00	0.00	0.00	0	0	0	0	0	0.00
2	Balasore	0.00	0.00	0.00	0.00	0.00	0	0.00	0.00	0.00	0	0	0	0	0	0.00
3	Bargarh	0.00	0.00	0.00	0.00	0.00	0	0.00	0.00	0.00	0	0	0	0	0	0.00
4	Bhadrak	0.00	0.00	0.00	0.00	0.00	0	0.00	0.00	0.00	0	0	0	0	0	0.00
5	Balangir	0.00	0.00	0.00	0.00	0.00	0	0.00	0.00	0.00	0	0	0	0	0	0.00
6	Boudh	0.00	0.00	0.00	0.00	0.00	0	0.00	0.00	0.00	0	0	0	0	0	0.00
7	Cuttack	0.00	0.00	0.00	0.00	0.00	0	0.00	0.00	0.00	0	0	0	0	0	0.00
8	Deogarh	0.00	0.00	0.00	0.00	0.00	0	0.00	0.00	0.00	0	0	0	0	0	0.00
9	Dhenkanal	0.00	0.00	0.00	0.00	0.00	0	0.00	0.00	0.00	0	0	0	0	0	0.00
10	Gajapati	0.00	0.00	0.00	0.00	0.00	0	0.00	0.00	0.00	0	0	0	0	0	0.00
11	Ganjam	0.00	0.00	0.00	0.00	0.00	0	0.00	0.00	0.00	0	0	0	0	0	0.00
12	Jagatsinghpur	0.00	0.00	0.00	0.00	0.00	0	0.00	0.00	0.00	0	0	0	0	0	0.00
13	Jajpur	0.00	0.00	0.00	0.00	0.00	0	0.00	0.00	0.00	0	0	0	0	0	0.00
14	Jharsuguda	27.28	0.00	0.00	27.28	0.00	0	27.28	0.00	0.00	0	0	0	0	0	0.00
15	Kalahandi	0.00	0.00	0.00	0.00	0.00	0	0.00	0.00	0.00	0	0	0	0	0	0.00
16	Kandhamal	0.00	0.00	0.00	0.00	0.00	0	0.00	0.00	0.00	0	0	0	0	0	0.00
17	Kendrapada	0.00	0.00	0.00	0.00	0.00	0	0.00	0.00	0.00	0	0	0	0	0	0.00
18	Keonjhar	0.00	0.00	0.00	0.00	0.00	0	0.00	0.00	0.00	0	0	0	0	0	0.00
19	Khurda	0.00	0.00	0.00	0.00	0.00	0	0.00	0.00	0.00	0	0	0	0	0	0.00
20	Koraput	0.00	0.00	0.00	0.00	0.00	0	0.00	0.00	0.00	0	0	0	0	0	0.00
21	Malkangiri	0.00	0.00	0.00	0.00	0.00	0	0.00	0.00	0.00	0	0	0	0	0	0.00
22	Mayurbhanj	0.00	0.00	0.00	0.00	0.00	0	0.00	0.00	0.00	0	0	0	0	0	0.00
23	Nawarangpur	81.49	0.00	0.00	81.49	0.00	0	81.49	0.00	0.00	28	0	28	0	28	0.00
24	Nayagarh	0.00	0.00	0.00	0.00	0.00	0	0.00	0.00	0.00	0	0	0	0	0	0.00
25	Nuapada	0.00	0.00	0.00	0.00	0.00	0	0.00	0.00	0.00	0	0	0	0	0	0.00
26	Puri	0.00	0.00	0.00	0.00	0.00	0	0.00	0.00	0.00	0	0	0	0	0	0.00
27	Rayagada	0.00	0.00	0.00	0.00	0.00	0	0.00	0.00	0.00	0	0	0	0	0	0.00
28	Sambalpur	6.68	0.00	0.00	6.68	0.00	0	6.68	0.00	0.00	6	0	6	0	6	0.00
29	Subarnapur	0.00	0.00	0.00	0.00	0.00	0	0.00	0.00	0.00	0	0	0	0	0	0.00
30	Sundergarh	0.00	0.00	0.00	0.00	0.00	0	0.00	0.00	0.00	0	0	0	0	0	0.00
	Total	115.45	0.00	0.00	115.45	0.00	0	115.45	0.00	0.00	34	0	34	0	34	0.00

**3RD STATE FINANCE COMMISSION AWARD FOR UNTIED FUNDS
During the year 2016-17 upto the month of July '16**

Sl. No	Name of the District	Financial Achievement (Rs. in lakhs)								Physical achievement				Road (in Km.) CC/BT/ Water Board
		OB as on 01.4.2016	Grant Released	Other received	Total Funds	Expenditure incurred	% of	Balance	UC submitte	Balance UC to be	No. of projects	Project complete	Under progress	

1	Angul	0.00	0.00	0.00	0.00	0.00	0	0.00	0.00	0.00	0	0	0	0	0
2	Balasore	0.00	0.00	0.00	0.00	0.00	0	0.00	0.00	0.00	0	0	0	0	0
3	Bargarh	0.00	0.00	0.00	0.00	0.00	0	0.00	0.00	0.00	0	0	0	0	0
4	Bhadrak	0.00	0.00	0.00	0.00	0.00	0	0.00	0.00	0.00	0	0	0	0	0
5	Balangir	0.00	0.00	0.00	0.00	0.00	0	0.00	0.00	0.00	0	0	0	0	0
6	Boudh	0.00	0.00	0.00	0.00	0.00	0	0.00	0.00	0.00	0	0	0	0	0
7	Cuttack	0.00	0.00	0.00	0.00	0.00	0	0.00	0.00	0.00	0	0	0	0	0
8	Deogarh	0.00	0.00	0.00	0.00	0.00	0	0.00	0.00	0.00	0	0	0	0	0
9	Dhenkanal	0.00	0.00	0.00	0.00	0.00	0	0.00	0.00	0.00	0	0	0	0	0
10	Gajapati	0.00	0.00	0.00	0.00	0.00	0	0.00	0.00	0.00	0	0	0	0	0
11	Ganjam	0.00	0.00	0.00	0.00	0.00	0	0.00	0.00	2.36	0	0	0	0	0
12	Jagatsinghpur	0.00	0.00	0.00	0.00	0.00	0	0.00	0.00	0.00	0	0	0	0	0
13	Jajpur	0.00	0.00	0.00	0.00	0.00	0	0.00	0.00	0.00	0	0	0	0	0
14	Jharsuguda	0.00	0.00	0.00	0.00	0.00	0	0.00	0.00	0.00	0	0	0	0	0
15	Kalahandi	22.89	0.00	0.00	22.89	0.00	0	22.89	0.00	0.00	26	0	26	0	26
16	Kandhamal	0.00	0.00	0.00	0.00	0.00	0	0.00	0.00	0.00	0	0	0	0	0
17	Kendrapada	0.00	0.00	0.00	0.00	0.00	0	0.00	0.00	0.00	0	0	0	0	0
18	Keonjhar	0.00	0.00	0.00	0.00	0.00	0	0.00	0.00	0.00	0	0	0	0	0
19	Khurda	0.00	0.00	0.00	0.00	0.00	0	0.00	0.00	0.00	0	0	0	0	0
20	Koraput	0.00	0.00	0.00	0.00	0.00	0	0.00	0.00	0.00	0	0	0	0	0
21	Malkangiri	0.00	0.00	0.00	0.00	0.00	0	0.00	0.00	0.00	0	0	0	0	0
22	Mayurbhanj	0.00	0.00	0.00	0.00	0.00	0	0.00	0.00	0.00	0	0	0	0	0
23	Nawarangpur	0.00	0.00	0.00	0.00	0.00	0	0.00	0.00	0.00	0	0	0	0	0
24	Nayagarh	0.00	0.00	0.00	0.00	0.00	0	0.00	0.00	0.00	0	0	0	0	0
25	Nuapada	0.00	0.00	0.00	0.00	0.00	0	0.00	0.00	0.00	0	0	0	0	0
26	Puri	0.00	0.00	0.00	0.00	0.00	0	0.00	0.00	0.00	0	0	0	0	0
27	Rayagada	0.00	0.00	0.00	0.00	0.00	0	0.00	0.00	0.00	0	0	0	0	0
28	Sambalpur	3.14	0.00	0.00	3.14	0.00	0	3.14	0.00	0.00	2	0	2	0	2
29	Subarnapur	0.00	0.00	0.00	0.00	0.00	0	0.00	0.00	0.00	0	0	0	0	0
30	Sundergarh	0.00	0.00	0.00	0.00	0.00	0	0.00	0.00	0.00	0	0	0	0	0
	Total	26.03	0.00	0.00	26.03	0.00	0	26.03	0.00	2.36	28	0	28	0	28

**3RD STATE FINANCE COMMISSION AWARD FOR MAINTANANCE OF ROADS & BRIDGE (NORMAL)
During the year 2016-17 upto the month of July '16**

Sl. No	Name of the District	Financial Ahiement (Rs. in lakhs)								Physical achievement					Road (in Km.) CC/BT/ Water Board Maccadom/ earthen	
		OB as on 01.4.2016	Grant Released	Other received (int. etc.)	Total Funds	Expenditure incurred	% of Exp.	Balance	UC submitte d	Balance UC to be submit	No. of projects			Project complete d		Under progress
											Spill Over	taken up	Total			
1	2	3	4	5	6	7	8	9	10	11	12	13	14	15	16	17
1	Angul	0.00	0.00	0.00	0.00	0.00	###	0.00	0.00	0.00	0	0	0	0	0	0.00
2	Balasore	8.02	0.00	0.00	8.02	1.22	15	6.80	0.00	0.00	4	0	4	1	3	0.00
3	Bargarh	0.00	0.00	0.00	0.00	0.00	###	0.00	0.00	0.00	0	0	0	0	0	0.00
4	Bhadrak	64.00	0.00	0.00	64.00	64.00	100	0.00	0.00	0.00	51	0	51	51	0	0.00

5	Balangir	0.00	0.00	0.00	0.00	0.00	###	0.00	0.00	0.00	0	0	0	0	0	0.00
6	Boudh	0.00	0.00	0.00	0.00	0.00	###	0.00	0.00	0.00	0	0	0	0	0	0.00
7	Cuttack	0.00	0.00	0.00	0.00	0.00	###	0.00	0.00	0.00	0	0	0	0	0	0.00
8	Deogarh	0.00	0.00	0.00	0.00	0.00	0	0.00	0.00	0.00	0	0	0	0	0	0.00
9	Dhenkanal	14.14	0.00	0.00	14.14	7.50	53	6.64	0.00	0.00	11	0	11	5	6	0.22
10	Gajapati	0.00	0.00	0.00	0.00	0.00	###	0.00	0.00	0.00	0	0	0	0	0	0.00
11	Ganjam	0.11	0.00	0.00	0.11	0.00	0	0.11	0.00	0.00	1	0	1	0	1	0.00
12	Jagatsinghpur	88.40	0.00	0.00	88.40	76.00	86	12.40	0.00	0.00	49	0	49	26	23	2.40
13	Jajpur	0.00	0.00	0.00	0.00	0.00	###	0.00	0.00	0.00	0	0	0	0	0	0.00
14	Jharsuquda	274.96	0.00	0.00	274.96	10.12	4	264.84	0.00	0.00	10	11	21	5	16	0.00
15	Kalahandi	331.52	0.00	0.00	331.52	0.00	0	331.52	0.00	0.00	195	0	195	0	195	0.00
16	Kandhamal	0.00	0.00	0.00	0.00	0.00	###	0.00	0.00	0.00	0	0	0	0	0	0.00
17	Kendrapada	3.00	0.00	0.00	3.00	0.00	0	3.00	0.00	0.00	2	0	2	0	2	0.00
18	Keonjhar	0.00	0.00	0.00	0.00	0.00	###	0.00	0.00	0.00	0	0	0	0	0	0.00
19	Khurda	0.00	0.00	0.00	0.00	0.00	0	0.00	0.00	0.00	0	0	0	0	0	0.00
20	Koraput	176.95	0.00	0.00	176.95	23.90	14	153.05	0.00	0.00	85	0	85	0	85	0.00
21	Malkangiri	0.00	0.00	0.00	0.00	0.00	###	0.00	0.00	0.00	0	0	0	0	0	0.00
22	Mayurbhanj	20.74	0.00	0.00	20.74	20.74	100	0.00	0.00	0.00	5	0	5	5	0	0.00
23	Nawarangpur	0.00	0.00	0.00	0.00	0.00	###	0.00	0.00	0.00	0	0	0	0	0	0.00
24	Nayagarh	0.00	0.00	0.00	0.00	0.00	###	0.00	0.00	0.00	0	0	0	0	0	0.00
25	Nuapada	0.00	0.00	0.00	0.00	0.00	###	0.00	0.00	0.00	0	0	0	0	0	0.00
26	Puri	0.00	0.00	0.00	0.00	0.00	###	0.00	0.00	0.00	0	0	0	0	0	0.00
27	Rayaqada	0.00	0.00	0.00	0.00	0.00	###	0.00	0.00	0.00	0	0	0	0	0	0.00
28	Sambalpur	50.86	0.00	0.00	50.86	0.00	0	50.86	0.00	0.00	17	0	17	0	17	0.00
29	Subarnapur	0.07	0.00	0.00	0.07	0.00	0	0.07	0.00	0.00	1	0	1	0	1	0.00
30	Sundergarh	0.00	0.00	0.00	0.00	0.00	###	0.00	0.00	0.00	0	0	0	0	0	0.00
	Total	1032.77	0.00	0.00	1032.77	203.48	20	829.29	0.00	0.00	431	11	442	93	349	2.62

**3rd STATE FINANCE COMMISSION AWARD FOR CONSTRUCTION OF G.P. BUILDING
During the year 2016-17 upto the month of July '16**

Sl. No.	Name of the District	Financial Achievement (Rs. in lakhs)									Physical achievement				
		OB as on 01.4.2016	Grant Released	Other received (int. etc.)	Total Funds	Expenditure incurred	% of Exp.	Balance	UC submitted	Balance UC to be submit	No. of projects			Project completed	Under progress
											Spill Over	taken up	Total		
1	2	3	4	5	6	7	8	9	10	11	12	13	14	15	16
1	Anqul	0.00	0.00	0.00	0.00	0.00	0	0.00	0.00	0.00	0	0	0	0	0
2	Balasore	2.17	0.00	0.00	2.17	0.00	0	2.17	0.00	0.00	3	0	3	0	3
3	Bargarh	0.00	0.00	0.00	0.00	0.00	0	0.00	0.00	0.00	0	0	0	0	0
4	Bhadrak	0.00	0.00	0.00	0.00	0.00	0	0.00	0.00	0.00	0	0	0	0	0
5	Balangir	0.00	0.00	0.00	0.00	0.00	0	0.00	0.00	0.00	0	0	0	0	0
6	Boudh	0.00	0.00	0.00	0.00	0.00	0	0.00	0.00	0.00	0	0	0	0	0

7	Cuttack	0.20	0.00	0.00	0.20	0.00	0	0.20	0.00	0.00	1	0	1	0	1
8	Deogarh	0.00	0.00	0.00	0.00	0.00	0	0.00	0.00	0.00	0	0	0	0	0
9	Dhenkanal	0.28	0.00	0.00	0.28	0.00	0	0.28	0.00	0.00	1	0	1	0	1
10	Gajapati	0.00	0.00	0.00	0.00	0.00	0	0.00	0.00	0.00	0	0	0	0	0
11	Ganjam	0.36	0.00	0.00	0.36	0.10	28	0.26	0.00	0.00	1	0	1	0	1
12	Jagatsinghpur	4.54	0.00	0.00	4.54	1.80	40	2.74	0.00	0.00	0	0	0	0	0
13	Jajpur	0.00	0.00	0.00	0.00	0.00	0	0.00	0.00	0.00	0	0	0	0	0
14	Jharsuguda	0.00	0.00	0.00	0.00	0.00	0	0.00	0.00	0.00	0	0	0	0	0
15	Kalahandi	7.30	0.00	0.00	7.30	0.00	0	7.30	0.00	0.00	4	0	4	0	4
16	Kandhamal	0.00	0.00	0.00	0.00	0.00	0	0.00	0.00	0.00	0	0	0	0	0
17	Kendrapada	0.00	0.00	0.00	0.00	0.00	0	0.00	0.00	0.00	0	0	0	0	0
18	Keonjhar	0.00	0.00	0.00	0.00	0.00	0	0.00	0.00	0.00	0	0	0	0	0
19	Khurda	0.00	0.00	0.00	0.00	0.00	0	0.00	0.00	0.00	0	0	0	0	0
20	Koraput	0.00	0.00	0.00	0.00	0.00	0	0.00	0.00	0.00	0	0	0	0	0
21	Malkangiri	0.00	0.00	0.00	0.00	0.00	0	0.00	0.00	0.00	0	0	0	0	0
22	Mayurbhanj	0.00	0.00	0.00	0.00	0.00	0	0.00	0.00	0.00	0	0	0	0	0
23	Nawarangpur	0.00	0.00	0.00	0.00	0.00	0	0.00	0.00	0.00	0	0	0	0	0
24	Nayagarh	0.00	0.00	0.00	0.00	0.00	0	0.00	0.00	0.00	0	0	0	0	0
25	Nuapada	0.00	0.00	0.00	0.00	0.00	0	0.00	0.00	0.00	0	0	0	0	0
26	Puri	0.00	0.00	0.00	0.00	0.00	0	0.00	0.00	0.00	0	0	0	0	0
27	Rayagada	0.00	0.00	0.00	0.00	0.00	0	0.00	0.00	0.00	0	0	0	0	0
28	Sambalpur	0.00	0.00	0.00	0.00	0.00	0	0.00	0.00	0.00	0	0	0	0	0
29	Subarnapur	0.00	0.00	0.00	0.00	0.00	0	0.00	0.00	0.00	0	0	0	0	0
30	Sundergarh	0.00	0.00	0.00	0.00	0.00	0	0.00	0.00	0.00	0	0	0	0	0
Total		14.85	0.00	0.00	14.85	1.90	13	12.95	0.00	0.00	10	0	10	0	10

**3rd STATE FINANCE COMMISSION AWARD FOR MIPs (BELOW 40 HECT.) OF PANCHAYATS
During the year 2016-17 upto the month of July '16**

Sl. No.	Name of the District	Financial Achievement (Rs. in lakhs)									Physical achievement				
		OB as on 01.4.2016	Grant Released	Other received (int. etc.)	Total Funds	Expenditure incurred	% of Exp.	Balance	UC submitted	Balance UC to be submit	No. of projects			Project completed	Under progress
											Spill Over	taken up	Total		
1	2	3	4	5	6	7	8	9	10	11	12	13	14	15	16
1	Angul	0.00	0.00	0.00	0.00	0.00	0	0.00	0.00	0.00	0	0	0	0	0
2	Balasore	8.00	0.00	0.00	8.00	0.00	0	8.00	0.00	0.00	2	0	2	0	2
3	Bargarh	0.00	0.00	0.00	0.00	0.00	0	0.00	0.00	0.00	0	0	0	0	0
4	Bhadrak	15.00	0.00	0.00	15.00	0.00	0	15.00	0.00	0.00	0	0	0	0	0
5	Balangir	0.00	0.00	0.00	0.00	0.00	0	0.00	0.00	0.00	0	0	0	0	0
6	Boudh	0.00	0.00	0.00	0.00	0.00	0	0.00	0.00	0.00	0	0	0	0	0
7	Cuttack	3.00	0.00	0.00	3.00	0.00	0	3.00	0.00	0.00	1	0	1	0	1
8	Deogarh	0.00	0.00	0.00	0.00	0.00	0	0.00	0.00	0.00	0	0	0	0	0
9	Dhenkanal	49.55	0.00	0.00	49.55	0.00	0	49.55	0.00	0.00	16	0	16	0	16
10	Gajapati	0.00	0.00	0.00	0.00	0.00	0	0.00	0.00	0.00	0	0	0	0	0

11	Ganjam	0.00	0.00	0.00	0.00	0.00	0	0.00	0.00	0.00	0	0	0	0	0
12	Jagatsinghpur	25.00	0.00	0.00	25.00	0.00	0	25.00	0.00	0.00	0	0	0	0	0
13	Jajpur	18.06	0.00	0.00	18.06	6.20	34	11.86	0.00	0.00	9	0	9	2	7
14	Jharsuguda	0.00	0.00	0.00	0.00	0.00	0	0.00	0.00	0.00	0	0	0	0	0
15	Kalahandi	65.32	0.00	0.00	65.32	0.00	0	65.32	0.00	0.00	8	0	8	0	8
16	Kandhamal	0.00	0.00	0.00	0.00	0.00	0	0.00	0.00	0.00	0	0	0	0	0
17	Kendrapada	0.00	0.00	0.00	0.00	0.00	0	0.00	0.00	0.00	0	0	0	0	0
18	Keonjhar	0.00	0.00	0.00	0.00	0.00	0	0.00	0.00	0.00	0	0	0	0	0
19	Khurda	13.91	0.00	0.00	13.91	0.00	0	13.91	0.00	0.00	18	0	18	0	18
20	Koraput	0.00	0.00	0.00	0.00	0.00	0	0.00	0.00	0.00	0	0	0	0	0
21	Malkangiri	0.00	0.00	0.00	0.00	0.00	0	0.00	0.00	0.00	0	0	0	0	0
22	Mayurbhanj	0.00	0.00	0.00	0.00	0.00	0	0.00	0.00	0.00	0	0	0	0	0
23	Nawarangpur	0.00	0.00	0.00	0.00	0.00	0	0.00	0.00	0.00	0	0	0	0	0
24	Nayagarh	0.00	0.00	0.00	0.00	0.00	0	0.00	0.00	0.00	0	0	0	0	0
25	Nuapada	0.00	0.00	0.00	0.00	0.00	0	0.00	0.00	0.00	0	0	0	0	0
26	Puri	0.00	0.00	0.00	0.00	0.00	0	0.00	0.00	0.00	0	0	0	0	0
27	Rayagada	0.00	0.00	0.00	0.00	0.00	0	0.00	0.00	0.00	0	0	0	0	0
28	Sambalpur	0.00	0.00	0.00	0.00	0.00	0	0.00	0.00	0.00	0	0	0	0	0
29	Subarnapur	0.00	0.00	0.00	0.00	0.00	0	0.00	0.00	0.00	0	0	0	0	0
30	Sundergarh	0.00	0.00	0.00	0.00	0.00	0	0.00	0.00	0.00	0	0	0	0	0
	Total	197.84	0.00	0.00	197.84	6.20	3	191.64	0.00	0.00	54	0	54	2	52

Undistributed amount Rs. 21.00 lakhs (MIP) is laying at DRDA Khurda

NON PLAN FINANCIAL AND PHYSICAL ACHIEVEMENT (NON-TFC/ 3RD SFC)

During the year 2016-17 upto the month of July '16

Sl. No.	Name of the District	Financial Achievement (Rs. in lakhs)								Physical achievement					
		OB as on 01.4.2016	Grant Released	Other received (int. etc.)	Total Funds	Expenditure incurred	% of Exp.	Balance	UC submitted	Balance UC to be submit	No. of projects			Project completed	Under progress
											Spill Over	taken up	Total		
1	2	3	4	5	6	7	8	9	10	11	12	13	14	15	16
1	Angul	0.00	0.00	0.00	0.00	0.00	###	0.00	0.00	0.00	0	0	0	0	0
2	Balasore	6.50	0.00	0.00	6.50	0.00	0	6.50	0.00	0.00	3	0	3	0	3
3	Bargarh	0.00	0.00	0.00	0.00	0.00	###	0.00	0.00	0.00	0	0	0	0	0
4	Bhadrak	0.00	0.00	0.00	0.00	0.00	###	0.00	0.00	0.00	0	0	0	0	0
5	Balangir	0.00	0.00	0.00	0.00	0.00	###	0.00	0.00	0.00	0	0	0	0	0
6	Boudh	0.00	0.00	0.00	0.00	0.00	###	0.00	0.00	0.00	0	0	0	0	0
7	Cuttack	9.90	0.00	0.00	9.90	0.00	0	9.90	0.00	0.00	2	0	2	0	2
8	Deogarh	0.00	0.00	0.00	0.00	70.63	###	-70.63	0.00	0.00	0	0	0	0	0
9	Dhenkanal	15.13	0.00	0.00	15.13	3.53	23	11.60	0.00	0.00	5	0	5	1	4
10	Gajapati	0.00	0.00	0.00	0.00	0.00	###	0.00	0.00	0.00	0	0	0	0	0
11	Ganjam	31.14	0.00	0.00	31.14	5.70	18	25.44	0.00	0.00	2	1	3	1	2
12	Jagatsinghpur	29.33	0.00	0.00	29.33	4.44	15	24.89	0.00	0.00	7	0	7	0	7

13	Jajpur	0.00	0.00	0.00	0.00	0.00	###	0.00	0.00	0.00	0	0	0	0	0
14	Jharsuguda	168.67	0.00	0.00	168.67	15.27	9	153.40	0.00	0.00	7	0	7	0	7
15	Kalahandi	180.15	0.00	0.00	180.15	0.00	0	180.15	0.00	0.00	10	0	10	0	10
16	Kandhamal	0.00	0.00	0.00	0.00	0.00	###	0.00	0.00	0.00	0	0	0	0	0
17	Kendrapada	56.00	0.00	0.00	56.00	0.00	0	56.00	0.00	0.00	15	0	15	0	15
18	Keonjhar	10.00	0.00	0.00	10.00	0.00	0	10.00	0.00	0.00	1	0	1	0	1
19	Khurda	0.00	0.00	0.00	0.00	0.00	###	0.00	0.00	0.00	0	0	0	0	0
20	Koraput	26.32	0.00	0.00	26.32	2.60	10	23.72	0.00	0.00	13	0	13	0	13
21	Malkangiri	7.25	0.00	0.00	7.25	7.25	100	0.00	0.00	0.00	5	0	5	5	0
22	Mayurbhanj	17.10	0.00	0.00	17.10	1.00	6	16.10	0.00	0.00	5	0	5	0	5
23	Nawarangpur	28.53	0.00	0.00	28.53	0.00	0	28.53	0.00	0.00	7	0	7	0	7
24	Nayagarh	0.00	0.00	0.00	0.00	0.00	###	0.00	0.00	0.00	0	0	0	0	0
25	Nuapada	0.00	0.00	0.00	0.00	0.00	###	0.00	0.00	0.00	0	0	0	0	0
26	Puri	0.00	0.00	0.00	0.00	0.00	###	0.00	0.00	0.00	0	0	0	0	0
27	Rayagada	0.00	0.00	0.00	0.00	0.00	###	0.00	0.00	0.00	0	0	0	0	0
28	Sambalpur	91.46	0.00	0.00	91.46	0.00	0	91.46	0.00	0.00	13	0	13	0	13
29	Subarnapur	2.46	0.00	0.00	2.46	0.00	0	2.46	0.00	0.00	7	0	7	0	7
30	Sundergarh	0.00	0.00	0.00	0.00	0.00	###	0.00	0.00	0.00	0	0	0	0	0
	Total	679.94	0.00	0.00	679.94	110.42	16	569.52	0.00	0.00	102	1	103	7	96

**STATE FINANCE COMMISSION AWARD FOR MAINTANANCE & REPAIR OF NON-RESIDENTIAL BUILDING
During the year 2016-17 upto the month of July '16**

Sl. No.	Name of the District	Financial Ahiement (Rs. in lakhs)								Physical achievement					Non-Residential Building for maintenance (in squire meter)	
		OB as on 01.4.2016	Grant Released	Other received (int. etc.)	Total Funds	Expenditure incurred	% of Exp.	Balance	UC submitte d	Balance UC to be submit	No. of projects			Project complete d		Under progress
											Spill Over	taken up	Total			
1	2	3	4	5	6	7	8	9	10	11	12	13	14	15	16	17
1	Anqul	0.00	0.00	0.00	0.00	0.00	0	0.00	0.00	0.00	0	0	0	0	0	0.00
2	Balasore	1.25	0.00	0.00	1.25	0.00	0	1.25	0.00	0.00	1	0	1	0	1	0.00
3	Bargarh	0.00	0.00	0.00	0.00	0.00	0	0.00	0.00	0.00	0	0	0	0	0	0.00
4	Bhadrak	0.00	0.00	0.00	0.00	0.00	0	0.00	0.00	0.00	0	0	0	0	0	0.00
5	Balangir	0.00	0.00	0.00	0.00	0.00	0	0.00	0.00	0.00	0	0	0	0	0	0.00
6	Boudh	0.00	0.00	0.00	0.00	0.00	0	0.00	0.00	0.00	0	0	0	0	0	0.00
7	Cuttack	6.09	0.00	0.00	6.09	0.00	0	6.09	0.00	0.00	1	0	1	0	1	0.00
8	Deogarh	0.00	0.00	0.00	0.00	0.00	0	0.00	0.00	0.00	0	0	0	0	0	0.00
9	Dhenkanal	5.00	0.00	0.00	5.00	0.00	0	5.00	0.00	0.00	2	0	2	0	2	0.00
10	Gajapati	0.00	0.00	0.00	0.00	0.00	0	0.00	0.00	0.00	0	0	0	0	0	0.00
11	Ganjam	10.00	0.00	0.00	10.00	2.50	25	7.50	0.00	0.00	0	0	0	0	0	0.00
12	Jagatsinghpur	9.64	0.00	0.00	9.64	0.94	10	8.70	0.00	0.00	2	0	2	0	2	0.00
13	Jajpur	0.00	0.00	0.00	0.00	0.00	0	0.00	0.00	0.00	0	0	0	0	0	0.00
14	Jharsuguda	7.31	0.00	0.00	7.31	0.00	0	7.31	0.00	0.00	2	0	2	0	2	0.00
15	Kalahandi	35.10	0.00	0.00	35.10	0.00	0	35.10	0.00	0.00	0	0	0	0	0	0.00

16	Kandhamal	0.00	0.00	0.00	0.00	0.00	0	0.00	0.00	0.00	0	0	0	0	0	0.00
17	Kendrapada	14.00	0.00	0.00	14.00	0.00	0	14.00	0.00	0.00	8	0	8	0	8	0.00
18	Keonjhar	10.00	0.00	0.00	10.00	0.00	0	10.00	0.00	0.00	1	0	1	0	1	0.00
19	Khurda	0.00	0.00	0.00	0.00	0.00	0	0.00	0.00	0.00	0	0	0	0	0	0.00
20	Koraput	14.46	0.00	0.00	14.46	1.25	9	13.21	0.00	0.00	7	0	7	0	7	0.00
21	Malkangiri	0.00	0.00	0.00	0.00	0.00	0	0.00	0.00	0.00	0	0	0	0	0	0.00
22	Mayurbhanj	1.00	0.00	0.00	1.00	0.00	0	1.00	0.00	0.00	1	0	1	0	1	0.00
23	Nawarangpur	14.87	0.00	0.00	14.87	0.00	0	14.87	0.00	0.00	1	0	1	0	1	0.00
24	Nayagarh	0.00	0.00	0.00	0.00	0.00	0	0.00	0.00	0.00	0	0	0	0	0	0.00
25	Nuapada	0.00	0.00	0.00	0.00	0.00	0	0.00	0.00	0.00	0	0	0	0	0	0.00
26	Puri	0.00	0.00	0.00	0.00	0.00	0	0.00	0.00	0.00	0	0	0	0	0	0.00
27	Rayagada	0.00	0.00	0.00	0.00	0.00	0	0.00	0.00	0.00	0	0	0	0	0	0.00
28	Sambalpur	17.70	0.00	0.00	17.70	0.00	0	17.70	0.00	0.00	4	0	4	0	4	0.00
29	Subarnapur	0.19	0.00	0.00	0.19	0.00	0	0.19	0.00	0.00	2	0	2	0	2	0.00
30	Sundergarh	0.00	0.00	0.00	0.00	0.00	0	0.00	0.00	0.00	0	0	0	0	0	0.00
	Total	146.61	0.00	0.00	146.61	4.69	3	141.92	0.00	0.00	32	0	32	0	32	0.00

STATE FINANCE COMMISSION AWARD FOR MAINTANANCE & REPAIR OF RESIDENTIAL BUILDING
During the year 2016-17 upto the month of July '16

Sl. No.	Name of the District	Financial Ahiement (Rs. in lakhs)								Physical achievement					Residential Building for maintenance (in squire meter)	
		OB as on 01.4.2016	Grant Released	Other received (int.etc.)	Total Funds	Expenditure incurred	% of Exp.	Balance	UC submitted	Balance UC to be submit	No. of projects			Project complete d		Under progress
											Spill Over	taken up	Total			
1	2	3	4	5	6	7	8	9	10	11	12	13	14	15	16	17
1	Angul	0.00	0.00	0.00	0.00	0.00	0	0.00	0.00	0.00	0	0	0	0	0	0
2	Balasore	0.00	0.00	0.00	0.00	0.00	0	0.00	0.00	0.00	0	0	0	0	0	0
3	Bargarh	0.00	0.00	0.00	0.00	0.00	0	0.00	0.00	0.00	0	0	0	0	0	0
4	Bhadrak	0.00	0.00	0.00	0.00	0.00	0	0.00	0.00	0.00	0	0	0	0	0	0
5	Balangir	0.00	0.00	0.00	0.00	0.00	0	0.00	0.00	0.00	0	0	0	0	0	0
6	Boudh	0.00	0.00	0.00	0.00	0.00	0	0.00	0.00	0.00	0	0	0	0	0	0
7	Cuttack	3.81	0.00	0.00	3.81	0.00	0	3.81	0.00	0.00	1	0	1	0	1	0
8	Deogarh	0.00	0.00	0.00	0.00	0.00	0	0.00	0.00	0.00	0	0	0	0	0	0
9	Dhenkanal	3.00	0.00	0.00	3.00	0.00	0	3.00	0.00	0.00	1	0	1	0	1	0
10	Gajapati	0.00	0.00	0.00	0.00	0.00	0	0.00	0.00	0.00	0	0	0	0	0	0
11	Ganjam	0.00	0.00	0.00	0.00	0.00	0	0.00	0.00	0.00	0	0	0	0	0	0
12	Jagatsinghpur	19.69	0.00	0.00	19.69	3.50	18	16.19	0.00	0.00	5	0	5	0	5	0
13	Jajpur	0.00	0.00	0.00	0.00	0.00	0	0.00	0.00	0.00	0	0	0	0	0	0
14	Jharsuquda	102.94	0.00	0.00	102.94	2.22	2	100.72	0.00	0.00	2	0	2	0	2	0
15	Kalahandi	37.05	0.00	0.00	37.05	0.00	0	37.05	0.00	0.00	4	0	4	0	4	0
16	Kandhamal	0.00	0.00	0.00	0.00	0.00	0	0.00	0.00	0.00	0	0	0	0	0	0
17	Kendrapada	0.00	0.00	0.00	0.00	0.00	0	0.00	0.00	0.00	0	0	0	0	0	0
18	Keonjhar	0.00	0.00	0.00	0.00	0.00	0	0.00	0.00	0.00	0	0	0	0	0	0

19	Khurda	0.00	0.00	0.00	0.00	0.00	0	0.00	0.00	0.00	0	0	0	0	0
20	Koraput	11.86	0.00	0.00	11.86	1.35	11	10.51	0.00	0.00	6	0	6	0	6
21	Malkangiri	7.25	0.00	0.00	7.25	7.25	100	0.00	0.00	0.00	5	0	5	5	0
22	Mayurbhanj	6.00	0.00	0.00	6.00	0.00	0	6.00	0.00	0.00	3	0	3	0	3
23	Nawarangpur	13.66	0.00	0.00	13.66	0.00	0	13.66	0.00	0.00	6	0	6	0	6
24	Nayagarh	0.00	0.00	0.00	0.00	0.00	0	0.00	0.00	0.00	0	0	0	0	0
25	Nuapada	0.00	0.00	0.00	0.00	0.00	0	0.00	0.00	0.00	0	0	0	0	0
26	Puri	0.00	0.00	0.00	0.00	0.00	0	0.00	0.00	0.00	0	0	0	0	0
27	Rayagada	0.00	0.00	0.00	0.00	0.00	0	0.00	0.00	0.00	0	0	0	0	0
28	Sambalpur	12.34	0.00	0.00	12.34	0.00	0	12.34	0.00	0.00	4	0	4	0	4
29	Subarnapur	0.27	0.00	0.00	0.27	0.00	0	0.27	0.00	0.00	5	0	5	0	5
30	Sundergarh	0.00	0.00	0.00	0.00	0.00	0	0.00	0.00	0.00	0	0	0	0	0
	Total	217.87	0.00	0.00	217.87	14.32	7	203.55	0.00	0.00	42	0	42	5	37

**STATE FINANCE COMMISSION AWARD FOR CONTRUCTION OF NON-RESIDENTIAL BUILDING OF PRIs
During the year 2016-17 upto the month of July '16**

Sl. No.	Name of the District	Financial Ahiement (Rs. in lakhs)								Physical achievement					
		OB as on 01.4.2016	Grant Released	Other received (int. etc.)	Total Funds	Expenditure incurred	% of Exp.	Balance	UC submitte d	Balance UC to be submit	No. of projects			Project complete d	Under progress
											Spill Over	taken up	Total		
1	2	3	4	5	6	7	8	9	10	11	12	13	14	15	16
1	Angul	0.00	0.00	0.00	0.00	0.00	0	0.00	0.00	0.00	0	0	0	0	0
2	Balasore	5.25	0.00	0.00	5.25	0.00	0	5.25	0.00	0.00	2	0	2	0	2
3	Bargarh	0.00	0.00	0.00	0.00	0.00	0	0.00	0.00	0.00	0	0	0	0	0
4	Bhadrak	0.00	0.00	0.00	0.00	0.00	0	0.00	0.00	0.00	0	0	0	0	0
5	Balangir	0.00	0.00	0.00	0.00	0.00	0	0.00	0.00	0.00	0	0	0	0	0
6	Boudh	0.00	0.00	0.00	0.00	0.00	0	0.00	0.00	0.00	0	0	0	0	0
7	Cuttack	0.00	0.00	0.00	0.00	0.00	0	0.00	0.00	0.00	0	0	0	0	0
8	Deogarh	0.00	0.00	0.00	0.00	0.00	0	0.00	0.00	0.00	0	0	0	0	0
9	Dhenkanal	0.00	0.00	0.00	0.00	0.00	0	0.00	0.00	0.00	0	0	0	0	0
10	Gajapati	0.00	0.00	0.00	0.00	0.00	0	0.00	0.00	0.00	0	0	0	0	0
11	Ganjam	20.31	0.00	0.00	20.31	3.20	16	17.11	0.00	0.00	1	1	2	1	1
12	Jagatsinghpur	0.00	0.00	0.00	0.00	0.00	0	0.00	0.00	0.00	0	0	0	0	0
13	Jajpur	0.00	0.00	0.00	0.00	0.00	0	0.00	0.00	0.00	0	0	0	0	0
14	Jharsuquda	40.87	0.00	0.00	40.87	0.92	2	39.95	0.00	0.00	3	0	3	0	3
15	Kalahandi	40.00	0.00	0.00	40.00	0.00	0	40.00	0.00	0.00	6	0	6	0	6
16	Kandhamal	0.00	0.00	0.00	0.00	0.00	0	0.00	0.00	0.00	0	0	0	0	0
17	Kendrapada	12.00	0.00	0.00	12.00	0.00	0	12.00	0.00	0.00	6	0	6	0	6
18	Keonjhar	0.00	0.00	0.00	0.00	0.00	0	0.00	0.00	0.00	0	0	0	0	0
19	Khurda	0.00	0.00	0.00	0.00	0.00	0	0.00	0.00	0.00	0	0	0	0	0
20	Koraput	0.00	0.00	0.00	0.00	0.00	0	0.00	0.00	0.00	0	0	0	0	0
21	Malkangiri	0.00	0.00	0.00	0.00	0.00	0	0.00	0.00	0.00	0	0	0	0	0

22	Mayurbhanj	10.10	0.00	0.00	10.10	1.00	10	9.10	0.00	0.00	1	0	1	0	1
23	Nawarangpur	0.00	0.00	0.00	0.00	0.00	0	0.00	0.00	0.00	0	0	0	0	0
24	Nayagarh	0.00	0.00	0.00	0.00	0.00	0	0.00	0.00	0.00	0	0	0	0	0
25	Nuapada	0.00	0.00	0.00	0.00	0.00	0	0.00	0.00	0.00	0	0	0	0	0
26	Puri	0.00	0.00	0.00	0.00	0.00	0	0.00	0.00	0.00	0	0	0	0	0
27	Rayagada	0.00	0.00	0.00	0.00	0.00	0	0.00	0.00	0.00	0	0	0	0	0
28	Sambalpur	17.17	0.00	0.00	17.17	0.00	0	17.17	0.00	0.00	2	0	2	0	2
29	Subarnapur	0.00	0.00	0.00	0.00	0.00	0	0.00	0.00	0.00	0	0	0	0	0
30	Sundergarh	0.00	0.00	0.00	0.00	0.00	0	0.00	0.00	0.00	0	0	0	0	0
	Total	145.70	0.00	0.00	145.70	5.12	4	140.58	0.00	0.00	21	1	22	1	21

STATE FINANCE COMMISSION AWARD FOR CONSTRUCTION OF RESIDENTIAL BUILDING OF PRIs
During the year 2016-17 upto the month of July '16

Sl. No.	Name of the District	Financial Achievement (Rs. in lakhs)								Physical achievement					
		OB as on 01.4.2016	Grant Released	Other received (int. etc.)	Total Funds	Expenditure incurred	% of Exp.	Balance	UC submitted	Balance UC to be submit	No. of projects			Project completed	Under progress
											Spill Over	taken up	Total		
1	2	3	4	5	6	7	8	9	10	11	12	13	14	15	16
1	Angul	0.00	0.00	0.00	0.00	0.00	0	0.00	0.00	0.00	0	0	0	0	0
2	Balasore	0.00	0.00	0.00	0.00	0.00	0	0.00	0.00	0.00	0	0	0	0	0
3	Bargarh	0.00	0.00	0.00	0.00	0.00	0	0.00	0.00	0.00	0	0	0	0	0
4	Bhadrak	0.00	0.00	0.00	0.00	0.00	0	0.00	0.00	0.00	0	0	0	0	0
5	Balangir	0.00	0.00	0.00	0.00	0.00	0	0.00	0.00	0.00	0	0	0	0	0
6	Boudh	0.00	0.00	0.00	0.00	0.00	0	0.00	0.00	0.00	0	0	0	0	0
7	Cuttack	0.00	0.00	0.00	0.00	0.00	0	0.00	0.00	0.00	0	0	0	0	0
8	Deogarh	0.00	0.00	0.00	0.00	0.00	0	0.00	0.00	0.00	0	0	0	0	0
9	Dhenkanal	7.13	0.00	0.00	7.13	3.53	50	3.60	0.00	0.00	2	0	2	1	1
10	Gajapati	0.00	0.00	0.00	0.00	0.00	0	0.00	0.00	0.00	0	0	0	0	0
11	Ganjam	0.83	0.00	0.00	0.83	0.00	0	0.83	0.00	0.00	1	0	1	0	1
12	Jagatsinghpur	0.00	0.00	0.00	0.00	0.00	0	0.00	0.00	0.00	0	0	0	0	0
13	Jaipur	0.00	0.00	0.00	0.00	0.00	0	0.00	0.00	0.00	0	0	0	0	0
14	Jharsuguda	17.55	0.00	0.00	17.55	12.13	69	5.42	0.00	0.00	0	0	0	0	0
15	Kalahandi	68.00	0.00	0.00	68.00	0.00	0	68.00	0.00	0.00	0	0	0	0	0
16	Kandhamal	0.00	0.00	0.00	0.00	0.00	0	0.00	0.00	0.00	0	0	0	0	0
17	Kendrapada	30.00	0.00	0.00	30.00	0.00	0	30.00	0.00	0.00	1	0	1	0	1
18	Keonjhar	0.00	0.00	0.00	0.00	0.00	0	0.00	0.00	0.00	0	0	0	0	0
19	Khurda	0.00	0.00	0.00	0.00	0.00	0	0.00	0.00	0.00	0	0	0	0	0
20	Koraput	0.00	0.00	0.00	0.00	0.00	0	0.00	0.00	0.00	0	0	0	0	0
21	Malkangiri	0.00	0.00	0.00	0.00	0.00	0	0.00	0.00	0.00	0	0	0	0	0
22	Mayurbhanj	0.00	0.00	0.00	0.00	0.00	0	0.00	0.00	0.00	0	0	0	0	0
23	Nawarangpur	0.00	0.00	0.00	0.00	0.00	0	0.00	0.00	0.00	0	0	0	0	0
24	Nayagarh	0.00	0.00	0.00	0.00	0.00	0	0.00	0.00	0.00	0	0	0	0	0
25	Nuapada	0.00	0.00	0.00	0.00	0.00	0	0.00	0.00	0.00	0	0	0	0	0


26	Puri	0.00	0.00	0.00	0.00	0.00	0	0.00	0.00	0.00	0	0	0	0	0
27	Rayagada	0.00	0.00	0.00	0.00	0.00	0	0.00	0.00	0.00	0	0	0	0	0
28	Sambalpur	44.25	0.00	0.00	44.25	0.00	0	44.25	0.00	0.00	3	0	3	0	3
29	Subarnapur	2.00	0.00	0.00	2.00	0.00	0	2.00	0.00	0.00	0	0	0	0	0
30	Sundergarh	0.00	0.00	0.00	0.00	0.00	0	0.00	0.00	0.00	0	0	0	0	0
	Total	169.76	0.00	0.00	169.76	15.66	9	154.10	0.00	0.00	7	0	7	1	6

ABSTRACT REPORT OF FINANCIAL AND PHYSICAL ACHIEVEMENT UNDER 3RD SFC AND NON-SFC/CFC
During the year 2016-17 upto the month of July '16

Sl. No.	Name of the District	Financial Achievement (Rs. in lakhs)								Physical achievement					Road (in Km.) CC/BT/ Water Board Maccadam	
		OB as on 01.4.2016	Grant Released	Other received (int. etc.)	Total Funds	Expenditure incurred	% of Exp.	Balance	UC submitted	Balance UC to be submit	No. of projects			Project completed		Under progress
											Spill Over	taken up	Total			
1	2	3	4	5	6	7	8	9	10	11	12	13	14	15	16	17
1	Angul	0.00	0.00	0.00	0.00	0.00	###	0.00	0.00	0.00	0	0	0	0	0	0.00
2	Balasore	67.76	0.00	0.00	67.76	8.95	13	58.81	0.00	0.00	35	0	35	3	32	0.00
3	Bargarh	0.00	0.00	0.00	0.00	0.00	###	0.00	0.00	0.00	0	0	0	0	0	0.00
4	Bhadrak	79.00	0.00	0.00	79.00	64.00	81	15.00	0.00	0.00	51	0	51	51	0	0.00
5	Balangir	0.00	0.00	0.00	0.00	0.00	###	0.00	0.00	0.00	0	0	0	0	0	0.00
6	Boudh	0.00	0.00	0.00	0.00	0.00	0	0.00	0.00	0.00	0	0	0	0	0	0.00
7	Cuttack	13.66	0.00	0.00	13.66	0.00	0	13.66	0.00	0.00	5	0	5	0	5	0.00
8	Deogarh	0.00	0.00	0.00	0.00	70.63	###	-70.63	0.00	0.00	0	0	0	0	0	0.00
9	Dhenkanal	134.61	0.00	0.00	134.61	43.52	32	91.09	0.00	0.00	53	0	53	18	35	0.32
10	Gajapati	0.00	0.00	0.00	0.00	0.00	0	0.00	0.00	0.00	0	0	0	0	0	0.00
11	Ganjam	32.55	0.00	0.00	32.55	6.10	19	26.45	0.00	2.36	8	1	9	1	8	0.00
12	Jagatsinghpur	195.58	0.00	0.00	195.58	100.15	51	95.43	0.00	0.00	64	0	64	31	33	2.40
13	Jajpur	18.06	0.00	0.00	18.06	6.20	34	11.86	0.00	0.00	9	0	9	2	7	0.00
14	Jharsuguda	477.37	0.00	0.00	477.37	27.93	6	449.44	0.00	0.00	19	11	30	6	24	0.00
15	Kalahandi	1132.47	0.00	0.00	1132.47	0.00	0	1132.47	0.00	0.00	243	0	243	0	243	0.00
16	Kandhamal	0.00	0.00	0.00	0.00	0.00	###	0.00	0.00	0.00	0	0	0	0	0	0.00
17	Kendrapada	59.00	0.00	0.00	59.00	0.00	0	59.00	0.00	0.00	17	0	17	0	17	0.00
18	Keonjhar	10.00	0.00	0.00	10.00	0.00	0	10.00	0.00	0.00	1	0	1	0	1	0.00
19	Khurda	13.91	0.00	0.00	13.91	0.00	0	13.91	0.00	0.00	18	0	18	0	18	0.00
20	Koraput	437.27	0.00	0.00	437.27	55.00	13	382.27	0.00	0.00	130	0	130	7	123	0.00
21	Malkangiri	7.25	0.00	0.00	7.25	7.25	100	0.00	0.00	0.00	5	0	5	5	0	0.00
22	Mayurbhanj	147.54	0.00	0.00	147.54	96.94	66	50.60	0.00	0.00	21	0	21	7	14	0.00
23	Nawarangpur	226.70	0.00	0.00	226.70	0.00	0	226.70	0.00	0.00	40	0	40	0	40	0.00
24	Nayagarh	0.00	0.00	0.00	0.00	0.00	###	0.00	0.00	0.00	0	0	0	0	0	0.00
25	Nuapada	0.00	0.00	0.00	0.00	0.00	0	0.00	0.00	0.00	0	0	0	0	0	0.00
26	Puri	0.00	0.00	0.00	0.00	0.00	###	0.00	0.00	0.00	0	0	0	0	0	0.00
27	Rayagada	71.58	0.00	0.00	71.58	27.00	38	44.58	0.00	0.00	11	0	11	0	11	0.00
28	Sambalpur	169.38	0.00	0.00	169.38	0.00	0	169.38	0.00	0.00	45	0	45	0	45	0.00

29	Subarnapur	3.01	0.00	0.00	3.01	0.00	0	3.01	0.00	0.00	13	0	13	0	13	0.00
30	Sundergarh	0.00	0.00	0.00	0.00	0.00	###	0.00	0.00	0.00	0	0	0	0	0	0.00
	Total	3296.70	0.00	0.00	3296.70	513.67	16	2783.03	0.00	2.36	788	12	800	131	669	2.72

Non-
Residential
Building for



ABSTRACT REPORT OF FINANCIAL AND PHYSICAL ACHIEVEMENT UNDER 3rd STATE FINANCE COMMISSION AWARD

During the year 2016-17 upto the month of August '16

Sl. No.	Name of the District	Financial Achievement (Rs. in lakhs)								Physical achievement					Road (in Km.) CC/BT/ Water Board Maccadom /	
		OB as on 01.04.2016	Grant Released	Other received (int. etc.)	Total Funds	Expenditure incurred	% of Exp.	Balance	UC submitted	Balance UC to be submitted	No. of projects			Project completed		Under progress
1	2	3	4	5	6	7	8	9	10	11	12	13	14	15	16	17
1	Angul	0.00	0.00	0.00	0.00	0.00	###	0.00	0.00	0.00	0	0	0	0	0	0.00
2	Balasore	61.26	0.00	0.00	61.26	12.35	20	48.91	0.00	0.00	32	0	32	4	28	0.00
3	Bargarh	0.00	0.00	0.00	0.00	0.00	###	0.00	0.00	0.00	0	0	0	0	0	0.00
4	Bhadrak	79.00	0.00	0.00	79.00	64.00	81	15.00	0.00	0.00	51	0	51	51	0	0.00
5	Balangir	0.00	0.00	0.00	0.00	0.00	###	0.00	0.00	0.00	0	0	0	0	0	0.00
6	Boudh	0.00	0.00	0.00	0.00	0.00	0	0.00	0.00	0.00	0	0	0	0	0	0.00
7	Cuttack	3.76	0.00	0.00	3.76	0.00	0	3.76	0.00	0.00	3	0	3	0	3	0.00
8	Deogarh	0.00	0.00	0.00	0.00	0.00	0	0.00	0.00	0.00	0	0	0	0	0	0.00
9	Dhenkanal	119.48	0.00	0.00	119.48	43.50	36	75.98	0.00	0.00	48	0	48	18	30	0.43
10	Gajapati	0.00	0.00	0.00	0.00	0.00	0	0.00	0.00	0.00	0	0	0	0	0	0.00
11	Ganjam	1.41	0.00	0.00	1.41	0.40	28	1.01	0.00	2.36	6	0	6	0	6	0.00
12	Jagatsinghpur	166.25	0.00	0.00	166.25	101.41	61	64.84	0.00	0.00	57	0	57	40	17	2.40
13	Jajpur	18.06	0.00	0.00	18.06	7.90	44	10.16	0.00	0.00	9	0	9	3	6	0.00
14	Jharsuguda	308.70	0.00	0.00	308.70	15.76	5	292.94	0.00	0.00	12	11	23	6	17	0.00
15	Kalahandi	952.32	0.00	0.00	952.32	0.00	0	952.32	0.00	0.00	233	0	233	0	233	0.00
16	Kandhamal	0.00	0.00	0.00	0.00	0.00	###	0.00	0.00	0.00	0	0	0	0	0	0.00
17	Kendrapada	3.00	0.00	0.00	3.00	0.00	0	3.00	0.00	0.00	2	0	2	0	2	0.00
18	Keonjhar	0.00	0.00	0.00	0.00	0.00	0	0.00	0.00	0.00	0	0	0	0	0	0.00
19	Khurda	13.91	0.00	0.00	13.91	0.00	0	13.91	0.00	0.00	18	0	18	0	18	0.00
20	Koraput	410.95	0.00	0.00	410.95	110.51	27	300.44	0.00	0.00	117	0	117	34	83	0.00
21	Malkangiri	0.00	0.00	0.00	0.00	0.00	0	0.00	0.00	0.00	0	0	0	0	0	0.00
22	Mayurbhanj	130.44	0.00	0.00	130.44	95.94	74	34.50	0.00	0.00	16	0	16	7	9	0.00
23	Nawarangpur	198.17	0.00	0.00	198.17	0.00	0	198.17	0.00	0.00	33	0	33	0	33	0.00
24	Nayagarh	0.00	0.00	0.00	0.00	0.00	###	0.00	0.00	0.00	0	0	0	0	0	0.00
25	Nuapada	0.00	0.00	0.00	0.00	0.00	0	0.00	0.00	0.00	0	0	0	0	0	0.00
26	Puri	0.00	0.00	0.00	0.00	0.00	###	0.00	0.00	0.00	0	0	0	0	0	0.00
27	Rayagada	71.58	0.00	0.00	71.58	31.00	43	40.58	0.00	0.00	11	0	11	0	11	0.00
28	Sambalpur	77.92	0.00	0.00	77.92	0.00	0	77.92	0.00	0.00	32	0	32	0	32	0.00
29	Subarnapur	0.55	0.00	0.00	0.55	0.00	0	0.55	0.00	0.00	6	0	6	0	6	0.00
30	Sundergarh	0.00	0.00	0.00	0.00	0.00	###	0.00	0.00	0.00	0	0	0	0	0	0.00
	Total	2616.76	0.00	0.00	2616.76	482.77	18	2133.99	0.00	2.36	686	11	697	163	534	2.83

3RD STATE FINANCE COMMISSION AWARD FOR DEVOLUTION OF FUNDS (ZP SHARE)
During the year 2016-17 upto the month of August'16

Sl. No.	Name of the District	Financial Achievement (Rs. in lakhs)									Physical achievement					Road (in Km.) CC/BT/ Water Board Maccadom/earthen
		OB as on 01.04.2016	Grant Released	Other received (int. etc.)	Total Funds	Expenditure incurred	% of Exp.	Balance	UC submitted	Balance UC to be submit	No. of projects			Project completed	Under progress	
											Spill Over	taken up	Total			
1	2	3	4	5	6	7	8	9	10	11	12	13	14	15	16	17
1	Angul	0.00	0.00	0.00	0.00	0.00	0	0.00	0.00	0.00	0	0	0	0	0	0.00
2	Balasore	10.74	0.00	0.00	10.74	4.40	41	6.34	0.00	0.00	6	0	6	1	5	0.00
3	Baragarh	0.00	0.00	0.00	0.00	0.00	0	0.00	0.00	0.00	0	0	0	0	0	0.00
4	Bhadrak	0.00	0.00	0.00	0.00	0.00	0	0.00	0.00	0.00	0	0	0	0	0	0.00
5	Balangir	0.00	0.00	0.00	0.00	0.00	0	0.00	0.00	0.00	0	0	0	0	0	0.00
6	Boudh	0.00	0.00	0.00	0.00	0.00	0	0.00	0.00	0.00	0	0	0	0	0	0.00
7	Cuttack	0.56	0.00	0.00	0.56	0.00	0	0.56	0.00	0.00	1	0	1	0	1	0.00
8	Deogarh	0.00	0.00	0.00	0.00	0.00	0	0.00	0.00	0.00	0	0	0	0	0	0.00
9	Dhenkanal	13.25	0.00	0.00	13.25	6.86	52	6.39	0.00	0.00	7	0	7	3	4	0.21
10	Gajapati	0.00	0.00	0.00	0.00	0.00	0	0.00	0.00	0.00	0	0	0	0	0	0.00
11	Ganjam	0.94	0.00	0.00	0.94	0.30	32	0.64	0.00	0.00	4	0	4	0	4	0.00
12	Jagatsinghpur	5.00	0.00	0.00	5.00	5.00	100	0.00	0.00	0.00	5	0	5	5	0	0.00
13	Jajpur	0.00	0.00	0.00	0.00	0.00	0	0.00	0.00	0.00	0	0	0	0	0	0.00
14	Jharsuguda	6.46	0.00	0.00	6.46	2.54	39	3.92	0.00	0.00	2	0	2	1	1	0.00
15	Kalahandi	93.98	0.00	0.00	93.98	0.00	0	93.98	0.00	0.00	0	0	0	0	0	0.00
16	Kandhamal	0.00	0.00	0.00	0.00	0.00	0	0.00	0.00	0.00	0	0	0	0	0	0.00
17	Kendrapada	0.00	0.00	0.00	0.00	0.00	0	0.00	0.00	0.00	0	0	0	0	0	0.00
18	Keonjhar	0.00	0.00	0.00	0.00	0.00	0	0.00	0.00	0.00	0	0	0	0	0	0.00
19	Khurda	0.00	0.00	0.00	0.00	0.00	0	0.00	0.00	0.00	0	0	0	0	0	0.00
20	Koraput	0.00	0.00	0.00	0.00	0.00	0	0.00	0.00	0.00	0	0	0	0	0	0.00
21	Malkangiri	0.00	0.00	0.00	0.00	0.00	0	0.00	0.00	0.00	0	0	0	0	0	0.00
22	Mayurbhanj	0.00	0.00	0.00	0.00	0.00	0	0.00	0.00	0.00	0	0	0	0	0	0.00
23	Nawarangpur	0.00	0.00	0.00	0.00	0.00	0	0.00	0.00	0.00	0	0	0	0	0	0.00
24	Nayagarh	0.00	0.00	0.00	0.00	0.00	0	0.00	0.00	0.00	0	0	0	0	0	0.00
25	Nuapada	0.00	0.00	0.00	0.00	0.00	0	0.00	0.00	0.00	0	0	0	0	0	0.00
26	Puri	0.00	0.00	0.00	0.00	0.00	0	0.00	0.00	0.00	0	0	0	0	0	0.00
27	Rayaqada	0.00	0.00	0.00	0.00	0.00	0	0.00	0.00	0.00	0	0	0	0	0	0.00
28	Sambalpur	0.00	0.00	0.00	0.00	0.00	0	0.00	0.00	0.00	0	0	0	0	0	0.00
29	Subarnapur	0.00	0.00	0.00	0.00	0.00	0	0.00	0.00	0.00	0	0	0	0	0	0.00
30	Sundergarh	0.00	0.00	0.00	0.00	0.00	0	0.00	0.00	0.00	0	0	0	0	0	0.00
Total		130.93	0.00	0.00	130.93	19.10	15	111.83	0.00	0.00	25	0	25	10	15	0.21

3RD STATE FINANCE COMMISSION AWARD FOR DEVOLUTION OF FUNDS (GP SHARE)
During the year 2016-17 upto the month of August'16

Sl. No.	Name of the District	Financial Achievement (Rs. in lakhs)									Physical achievement					Road (in Km.) CC/BT/ Water Board Maccadom/earthen
		OB as on 01.04.2016	Grant Released	Other received (int. etc.)	Total Funds	Expenditure incurred	% of Exp.	Balance	UC submitted	Balance UC to be submit	No. of projects			Project completed	Under progress	
											Spill Over	taken up	Total			
1	2	3	4	5	6	7	8	9	10	11	12	13	14	15	16	17
1	Angul	0.00	0.00	0.00	0.00	0.00	0	0.00	0.00	0.00	0	0	0	0	0	0.00
2	Balasore	0.00	0.00	0.00	0.00	0.00	0	0.00	0.00	0.00	0	0	0	0	0	0.00

3	Bargarh	0.00	0.00	0.00	0.00	0.00	0	0.00	0.00	0.00	0	0	0	0	0	0.00
4	Bhadrak	0.00	0.00	0.00	0.00	0.00	0	0.00	0.00	0.00	0	0	0	0	0	0.00
5	Balangir	0.00	0.00	0.00	0.00	0.00	0	0.00	0.00	0.00	0	0	0	0	0	0.00
6	Boudh	0.00	0.00	0.00	0.00	0.00	0	0.00	0.00	0.00	0	0	0	0	0	0.00
7	Cuttack	0.00	0.00	0.00	0.00	0.00	0	0.00	0.00	0.00	0	0	0	0	0	0.00
8	Deogarh	0.00	0.00	0.00	0.00	0.00	0	0.00	0.00	0.00	0	0	0	0	0	0.00
9	Dhenkanal	0.00	0.00	0.00	0.00	0.00	0	0.00	0.00	0.00	0	0	0	0	0	0.00
10	Gajapati	0.00	0.00	0.00	0.00	0.00	0	0.00	0.00	0.00	0	0	0	0	0	0.00
11	Ganjam	0.00	0.00	0.00	0.00	0.00	0	0.00	0.00	0.00	0	0	0	0	0	0.00
12	Jagatsinghpur	0.00	0.00	0.00	0.00	0.00	0	0.00	0.00	0.00	0	0	0	0	0	0.00
13	Jajpur	0.00	0.00	0.00	0.00	0.00	0	0.00	0.00	0.00	0	0	0	0	0	0.00
14	Jharsuquda	27.28	0.00	0.00	27.28	0.00	0	27.28	0.00	0.00	0	0	0	0	0	0.00
15	Kalahandi	0.00	0.00	0.00	0.00	0.00	0	0.00	0.00	0.00	0	0	0	0	0	0.00
16	Kandhamal	0.00	0.00	0.00	0.00	0.00	0	0.00	0.00	0.00	0	0	0	0	0	0.00
17	Kendrapada	0.00	0.00	0.00	0.00	0.00	0	0.00	0.00	0.00	0	0	0	0	0	0.00
18	Keonjhar	0.00	0.00	0.00	0.00	0.00	0	0.00	0.00	0.00	0	0	0	0	0	0.00
19	Khurda	0.00	0.00	0.00	0.00	0.00	0	0.00	0.00	0.00	0	0	0	0	0	0.00
20	Koraput	0.00	0.00	0.00	0.00	0.00	0	0.00	0.00	0.00	0	0	0	0	0	0.00
21	Malkangiri	0.00	0.00	0.00	0.00	0.00	0	0.00	0.00	0.00	0	0	0	0	0	0.00
22	Mayurbhanj	0.00	0.00	0.00	0.00	0.00	0	0.00	0.00	0.00	0	0	0	0	0	0.00
23	Navarangpur	81.49	0.00	0.00	81.49	0.00	0	81.49	0.00	0.00	28	0	28	0	28	0.00
24	Nayagarh	0.00	0.00	0.00	0.00	0.00	0	0.00	0.00	0.00	0	0	0	0	0	0.00
25	Nuapada	0.00	0.00	0.00	0.00	0.00	0	0.00	0.00	0.00	0	0	0	0	0	0.00
26	Puri	0.00	0.00	0.00	0.00	0.00	0	0.00	0.00	0.00	0	0	0	0	0	0.00
27	Rayaqada	0.00	0.00	0.00	0.00	0.00	0	0.00	0.00	0.00	0	0	0	0	0	0.00
28	Sambalpur	6.68	0.00	0.00	6.68	0.00	0	6.68	0.00	0.00	6	0	6	0	6	0.00
29	Subarnapur	0.00	0.00	0.00	0.00	0.00	0	0.00	0.00	0.00	0	0	0	0	0	0.00
30	Sundergarh	0.00	0.00	0.00	0.00	0.00	0	0.00	0.00	0.00	0	0	0	0	0	0.00
	Total	115.45	0.00	0.00	115.45	0.00	0	115.45	0.00	0.00	34	0	34	0	34	0.00

**3RD STATE FINANCE COMMISSION AWARD FOR UNTIED FUNDS
During the year 2016-17 upto the month of August'16**

Sl. No.	Name of the District	Financial Achievement (Rs. in lakhs)								Physical achievement					Road (in Km.) CC/BT/ Water Board Maccadom/ earthen	Non-Residential Building for maintenance (in square)	
		OB as on 01.4.2016	Grant Released	Other received (int. etc.)	Total Funds	Expenditure incurred	% of Exp.	Balance	UC submitted	Balance UC to be submitted	No. of projects			Project completed			Under progress
1	2	3	4	5	6	7	8	9	10	11	12	13	14	15	16	17	18
1	Angul	0.00	0.00	0.00	0.00	0.00	0	0.00	0.00	0.00	0	0	0	0	0	0.00	0
2	Balasore	32.33	0.00	0.00	32.33	4.73	15	27.60	0.00	0.00	17	0	17	1	16	0.00	0
3	Bargarh	0.00	0.00	0.00	0.00	0.00	0	0.00	0.00	0.00	0	0	0	0	0	0.00	0
4	Bhadrak	0.00	0.00	0.00	0.00	0.00	0	0.00	0.00	0.00	0	0	0	0	0	0.00	0
5	Balangir	0.00	0.00	0.00	0.00	0.00	0	0.00	0.00	0.00	0	0	0	0	0	0.00	0
6	Boudh	0.00	0.00	0.00	0.00	0.00	0	0.00	0.00	0.00	0	0	0	0	0	0.00	0
7	Cuttack	0.00	0.00	0.00	0.00	0.00	0	0.00	0.00	0.00	0	0	0	0	0	0.00	0
8	Deogarh	0.00	0.00	0.00	0.00	0.00	0	0.00	0.00	0.00	0	0	0	0	0	0.00	0
9	Dhenkanal	42.26	0.00	0.00	42.26	29.14	69	13.12	0.00	0.00	13	0	13	10	3	0.00	0
10	Gajapati	0.00	0.00	0.00	0.00	0.00	0	0.00	0.00	0.00	0	0	0	0	0	0.00	0
11	Ganjam	0.00	0.00	0.00	0.00	0.00	3	0.00	0.00	0.00	0	0	0	0	0	0.00	0
12	Jagatsinghpur	43.31	0.00	0.00	43.31	12.91	30	30.40	0.00	0.00	3	0	3	0	3	0.00	0

13	Jajpur	0.00	0.00	0.00	0.00	0.00	0	0.00	0.00	0.00	0	0	0	0	0	0.00	0
14	Jharsuguda	0.00	0.00	0.00	0.00	0.00	0	0.00	0.00	0.00	0	0	0	0	0	0.00	0
15	Kalahandi	431.31	0.00	0.00	431.31	0.00	0	431.31	0.00	0.00	0	0	0	0	0	0.00	0
16	Kandhamal	0.00	0.00	0.00	0.00	0.00	0	0.00	0.00	0.00	0	0	0	0	0	0.00	0
17	Kendrapada	0.00	0.00	0.00	0.00	0.00	0	0.00	0.00	0.00	0	0	0	0	0	0.00	0
18	Keonjhar	0.00	0.00	0.00	0.00	0.00	0	0.00	0.00	0.00	0	0	35	0	35	0.00	0
19	Khurda	0.00	0.00	0.00	0.00	0.00	0	0.00	0.00	0.00	0	0	0	0	0	0.00	0
20	Koraput	234.00	0.00	0.00	234.00	78.00	33	156.00	0.00	0.00	32	0	32	8	24	0.00	0
21	Malkangiri	0.00	0.00	0.00	0.00	0.00	0	0.00	0.00	0.00	0	0	0	0	0	0.00	0
22	Mayurbhanj	109.70	0.00	0.00	109.70	75.20	69	34.50	0.00	0.00	11	0	11	2	9	0.00	0
23	Nawarangpur	116.68	0.00	0.00	116.68	0.00	0	116.68	0.00	0.00	5	0	5	0	5	0.00	0
24	Nayagarh	0.00	0.00	0.00	0.00	0.00	0	0.00	0.00	0.00	0	0	0	0	0	0.00	0
25	Nuapada	0.00	0.00	0.00	0.00	0.00	0	0.00	0.00	0.00	0	0	0	0	0	0.00	0
26	Puri	0.00	0.00	0.00	0.00	0.00	0	0.00	0.00	0.00	0	0	0	0	0	0.00	0
27	Rayaqada	71.58	0.00	0.00	71.58	31.00	43	40.58	0.00	0.00	11	0	11	0	11	0.00	3636.05
28	Sambalpur	17.24	0.00	0.00	17.24	0.00	0	17.24	0.00	0.00	7	0	7	0	7	0.00	0
29	Subarnapur	0.48	0.00	0.00	0.48	0.00	0	0.48	0.00	0.00	5	0	5	0	5	0.00	0
30	Sundergarh	0.00	0.00	0.00	0.00	0.00	0	0.00	0.00	0.00	0	0	0	0	0	0.00	0
	Total	1098.89	0.00	0.00	1098.89	230.98	21	867.91	0.00	0.00	104	0	104	21	83	0.00	3636.05

**3RD STATE FINANCE COMMISSION AWARD FOR PERFORMANCE OF LINKED INCENTIVE
During the year 2016-17 upto the month of August'16**

Sl. No.	Name of the District	Financial Achievement (Rs. in lakhs)								Physical achievement					
		OB as on 01.4.2016	Grant Released	Other received (int. etc.)	Total Funds	Expenditure incurred	% of Exp.	Balance	UC submitted	Balance UC to be submitted	No. of projects			Project completed	Under progress
											Spill Over	taken up	Total		
1	2	3	4	5	6	7	8	9	10	11	12	13	14	15	16
1	Angul	0.00	0.00	0.00	0.00	0.00	0	0.00	0.00	0.00	0	0	0	0	0
2	Balasore	0.00	0.00	0.00	0.00	0.00	0	0.00	0.00	0.00	0	0	0	0	0
3	Bargarh	0.00	0.00	0.00	0.00	0.00	0	0.00	0.00	0.00	0	0	0	0	0
4	Bhadrak	0.00	0.00	0.00	0.00	0.00	0	0.00	0.00	0.00	0	0	0	0	0
5	Balangir	0.00	0.00	0.00	0.00	0.00	0	0.00	0.00	0.00	0	0	0	0	0
6	Boudh	0.00	0.00	0.00	0.00	0.00	0	0.00	0.00	0.00	0	0	0	0	0
7	Cuttack	0.00	0.00	0.00	0.00	0.00	0	0.00	0.00	0.00	0	0	0	0	0
8	Deogarh	0.00	0.00	0.00	0.00	0.00	0	0.00	0.00	0.00	0	0	0	0	0
9	Dhenkanal	0.00	0.00	0.00	0.00	0.00	0	0.00	0.00	0.00	0	0	0	0	0
10	Gajapati	0.00	0.00	0.00	0.00	0.00	0	0.00	0.00	0.00	0	0	0	0	0
11	Ganjam	0.00	0.00	0.00	0.00	0.00	0	0.00	0.00	2.36	0	0	0	0	0
12	Jagatsinghpur	0.00	0.00	0.00	0.00	0.00	0	0.00	0.00	0.00	0	0	0	0	0
13	Jajpur	0.00	0.00	0.00	0.00	0.00	0	0.00	0.00	0.00	0	0	0	0	0
14	Jharsuguda	0.00	0.00	0.00	0.00	0.00	0	0.00	0.00	0.00	0	0	0	0	0
15	Kalahandi	22.89	0.00	0.00	22.89	0.00	0	22.89	0.00	0.00	26	0	26	0	26
16	Kandhamal	0.00	0.00	0.00	0.00	0.00	0	0.00	0.00	0.00	0	0	0	0	0
17	Kendrapada	0.00	0.00	0.00	0.00	0.00	0	0.00	0.00	0.00	0	0	0	0	0
18	Keonjhar	0.00	0.00	0.00	0.00	0.00	0	0.00	0.00	0.00	0	0	0	0	0
19	Khurda	0.00	0.00	0.00	0.00	0.00	0	0.00	0.00	0.00	0	0	0	0	0
20	Koraput	0.00	0.00	0.00	0.00	0.00	0	0.00	0.00	0.00	0	0	0	0	0
21	Malkangiri	0.00	0.00	0.00	0.00	0.00	0	0.00	0.00	0.00	0	0	0	0	0
22	Mayurbhanj	0.00	0.00	0.00	0.00	0.00	0	0.00	0.00	0.00	0	0	0	0	0

23	Nawarangpur	0.00	0.00	0.00	0.00	0.00	0	0.00	0.00	0.00	0	0	0	0	0
24	Nayagarh	0.00	0.00	0.00	0.00	0.00	0	0.00	0.00	0.00	0	0	0	0	0
25	Nuapada	0.00	0.00	0.00	0.00	0.00	0	0.00	0.00	0.00	0	0	0	0	0
26	Puri	0.00	0.00	0.00	0.00	0.00	0	0.00	0.00	0.00	0	0	0	0	0
27	Rayagada	0.00	0.00	0.00	0.00	0.00	0	0.00	0.00	0.00	0	0	0	0	0
28	Sambalpur	3.14	0.00	0.00	3.14	0.00	0	3.14	0.00	0.00	2	0	2	0	2
29	Subarnapur	0.00	0.00	0.00	0.00	0.00	0	0.00	0.00	0.00	0	0	0	0	0
30	Sundergarh	0.00	0.00	0.00	0.00	0.00	0	0.00	0.00	0.00	0	0	0	0	0
	Total	26.03	0.00	0.00	26.03	0.00	0	26.03	0.00	2.36	28	0	28	0	28

**3RD STATE FINANCE COMMISSION AWARD FOR MAINTANANCE OF ROADS & BRIDGE (NORMAL)
During the year 2016-17 upto the month of August'16**

Sl. No.	Name of the District	Financial Ahiement (Rs. in lakhs)							Physical achievement						Road (in Km.) CC/BT/ Water Board Maccadom/ earthen	
		OB as on 01.4.2016	Grant Released	Other received (int. etc.)	Total Funds	Expenditur e incurred	% of Exp.	Balance	UC submitte d	Balance UC to be submit	No. of projects			Project complete d		Under progress
											Spill Over	taken up	Total			
1	2	3	4	5	6	7	8	9	10	11	12	13	14	15	16	17
1	Angul	0.00	0.00	0.00	0.00	0.00	###	0.00	0.00	0.00	0	0	0	0	0	0.00
2	Balasure	8.02	0.00	0.00	8.02	3.22	40	4.80	0.00	0.00	4	0	4	2	2	0.00
3	Bargarh	0.00	0.00	0.00	0.00	0.00	###	0.00	0.00	0.00	0	0	0	0	0	0.00
4	Bhadrak	64.00	0.00	0.00	64.00	64.00	100	0.00	0.00	0.00	51	0	51	51	0	0.00
5	Balangir	0.00	0.00	0.00	0.00	0.00	###	0.00	0.00	0.00	0	0	0	0	0	0.00
6	Boudh	0.00	0.00	0.00	0.00	0.00	###	0.00	0.00	0.00	0	0	0	0	0	0.00
7	Cuttack	0.00	0.00	0.00	0.00	0.00	###	0.00	0.00	0.00	0	0	0	0	0	0.00
8	Deogarh	0.00	0.00	0.00	0.00	0.00	0	0.00	0.00	0.00	0	0	0	0	0	0.00
9	Dhenkanal	14.14	0.00	0.00	14.14	7.50	53	6.64	0.00	0.00	11	0	11	5	6	0.22
10	Gajapati	0.00	0.00	0.00	0.00	0.00	###	0.00	0.00	0.00	0	0	0	0	0	0.00
11	Ganjam	0.11	0.00	0.00	0.11	0.00	0	0.11	0.00	0.00	1	0	1	0	1	0.00
12	Jagatsinghpur	88.40	0.00	0.00	88.40	80.70	91	7.70	0.00	0.00	49	0	49	35	14	2.40
13	Jajpur	0.00	0.00	0.00	0.00	0.00	###	0.00	0.00	0.00	0	0	0	0	0	0.00
14	Jharsuguda	274.96	0.00	0.00	274.96	13.22	5	261.74	0.00	0.00	10	11	21	5	16	0.00
15	Kalahandi	331.52	0.00	0.00	331.52	0.00	0	331.52	0.00	0.00	195	0	195	0	195	0.00
16	Kandhamal	0.00	0.00	0.00	0.00	0.00	###	0.00	0.00	0.00	0	0	0	0	0	0.00
17	Kendrapada	3.00	0.00	0.00	3.00	0.00	0	3.00	0.00	0.00	2	0	2	0	2	0.00
18	Keonjhar	0.00	0.00	0.00	0.00	0.00	###	0.00	0.00	0.00	0	0	0	0	0	0.00
19	Khurda	0.00	0.00	0.00	0.00	0.00	0	0.00	0.00	0.00	0	0	0	0	0	0.00
20	Koraput	176.95	0.00	0.00	176.95	32.51	18	144.44	0.00	0.00	85	0	85	26	59	0.00
21	Malkangiri	0.00	0.00	0.00	0.00	0.00	###	0.00	0.00	0.00	0	0	0	0	0	0.00
22	Mayurbhanj	20.74	0.00	0.00	20.74	20.74	100	0.00	0.00	0.00	5	0	5	5	0	0.00
23	Nawarangpur	0.00	0.00	0.00	0.00	0.00	###	0.00	0.00	0.00	0	0	0	0	0	0.00
24	Nayagarh	0.00	0.00	0.00	0.00	0.00	###	0.00	0.00	0.00	0	0	0	0	0	0.00
25	Nuapada	0.00	0.00	0.00	0.00	0.00	###	0.00	0.00	0.00	0	0	0	0	0	0.00
26	Puri	0.00	0.00	0.00	0.00	0.00	###	0.00	0.00	0.00	0	0	0	0	0	0.00
27	Rayagada	0.00	0.00	0.00	0.00	0.00	###	0.00	0.00	0.00	0	0	0	0	0	0.00
28	Sambalpur	50.86	0.00	0.00	50.86	0.00	0	50.86	0.00	0.00	17	0	17	0	17	0.00
29	Subarnapur	0.07	0.00	0.00	0.07	0.00	0	0.07	0.00	0.00	1	0	1	0	1	0.00
30	Sundergarh	0.00	0.00	0.00	0.00	0.00	###	0.00	0.00	0.00	0	0	0	0	0	0.00
	Total	1032.77	0.00	0.00	1032.77	221.89	21	810.88	0.00	0.00	431	11	442	129	313	2.62

**3rd STATE FINANCE COMMISSION AWARD FOR CONSTRUCTION OF G.P. BUILDING
During the year 2016-17 upto the month of August'16**

Sl. No.	Name of the District	Financial Achievement (Rs. in lakhs)									Physical achievement				
		OB as on 01.4.2016	Grant Released	Other received (int. etc.)	Total Funds	Expenditure incurred	% of Exp.	Balance	UC submitted	Balance UC to be submit	No. of projects			Project completed	Under progress
											Spill Over	taken up	Total		
1	2	3	4	5	6	7	8	9	10	11	12	13	14	15	16
1	Angul	0.00	0.00	0.00	0.00	0.00	0	0.00	0.00	0.00	0	0	0	0	0
2	Balasore	2.17	0.00	0.00	2.17	0.00	0	2.17	0.00	0.00	3	0	3	0	3
3	Bargarh	0.00	0.00	0.00	0.00	0.00	0	0.00	0.00	0.00	0	0	0	0	0
4	Bhadrak	0.00	0.00	0.00	0.00	0.00	0	0.00	0.00	0.00	0	0	0	0	0
5	Balangir	0.00	0.00	0.00	0.00	0.00	0	0.00	0.00	0.00	0	0	0	0	0
6	Boudh	0.00	0.00	0.00	0.00	0.00	0	0.00	0.00	0.00	0	0	0	0	0
7	Cuttack	0.20	0.00	0.00	0.20	0.00	0	0.20	0.00	0.00	1	0	1	0	1
8	Deogarh	0.00	0.00	0.00	0.00	0.00	0	0.00	0.00	0.00	0	0	0	0	0
9	Dhenkanal	0.28	0.00	0.00	0.28	0.00	0	0.28	0.00	0.00	1	0	1	0	1
10	Gajapati	0.00	0.00	0.00	0.00	0.00	0	0.00	0.00	0.00	0	0	0	0	0
11	Ganjam	0.36	0.00	0.00	0.36	0.10	28	0.26	0.00	0.00	1	0	1	0	1
12	Jagatsinghpur	4.54	0.00	0.00	4.54	2.80	62	1.74	0.00	0.00	0	0	0	0	0
13	Jajpur	0.00	0.00	0.00	0.00	0.00	0	0.00	0.00	0.00	0	0	0	0	0
14	Jharsuquda	0.00	0.00	0.00	0.00	0.00	0	0.00	0.00	0.00	0	0	0	0	0
15	Kalahandi	7.30	0.00	0.00	7.30	0.00	0	7.30	0.00	0.00	4	0	4	0	4
16	Kandhamal	0.00	0.00	0.00	0.00	0.00	0	0.00	0.00	0.00	0	0	0	0	0
17	Kendrapada	0.00	0.00	0.00	0.00	0.00	0	0.00	0.00	0.00	0	0	0	0	0
18	Keonjhar	0.00	0.00	0.00	0.00	0.00	0	0.00	0.00	0.00	0	0	0	0	0
19	Khurda	0.00	0.00	0.00	0.00	0.00	0	0.00	0.00	0.00	0	0	0	0	0
20	Koraput	0.00	0.00	0.00	0.00	0.00	0	0.00	0.00	0.00	0	0	0	0	0
21	Malkangiri	0.00	0.00	0.00	0.00	0.00	0	0.00	0.00	0.00	0	0	0	0	0
22	Mayurbhanj	0.00	0.00	0.00	0.00	0.00	0	0.00	0.00	0.00	0	0	0	0	0
23	Nawarangpur	0.00	0.00	0.00	0.00	0.00	0	0.00	0.00	0.00	0	0	0	0	0
24	Nayagarh	0.00	0.00	0.00	0.00	0.00	0	0.00	0.00	0.00	0	0	0	0	0
25	Nuapada	0.00	0.00	0.00	0.00	0.00	0	0.00	0.00	0.00	0	0	0	0	0
26	Puri	0.00	0.00	0.00	0.00	0.00	0	0.00	0.00	0.00	0	0	0	0	0
27	Rayaqada	0.00	0.00	0.00	0.00	0.00	0	0.00	0.00	0.00	0	0	0	0	0
28	Sambalpur	0.00	0.00	0.00	0.00	0.00	0	0.00	0.00	0.00	0	0	0	0	0
29	Subarnapur	0.00	0.00	0.00	0.00	0.00	0	0.00	0.00	0.00	0	0	0	0	0
30	Sundergarh	0.00	0.00	0.00	0.00	0.00	0	0.00	0.00	0.00	0	0	0	0	0
	Total	14.85	0.00	0.00	14.85	2.90	20	11.95	0.00	0.00	10	0	10	0	10

**3rd STATE FINANCE COMMISSION AWARD FOR MIPs (BELOW 40 HECT.) OF PANCHAYATS
During the year 2016-17 upto the month of August'16**

Sl. No.	Name of the District	Financial Achievement (Rs. in lakhs)									Physical achievement				
		OB as on 01.4.2016	Grant Released	Other received (int. etc.)	Total Funds	Expenditure incurred	% of Exp.	Balance	UC submitted	Balance UC to be submit	No. of projects			Project completed	Under progress
											Spill Over	taken up	Total		
1	2	3	4	5	6	7	8	9	10	11	12	13	14	15	16
1	Angul	0.00	0.00	0.00	0.00	0.00	0	0.00	0.00	0.00	0	0	0	0	0

2	Balasore	8.00	0.00	0.00	8.00	0.00	0	8.00	0.00	0.00	2	0	2	0	2
3	Bargarh	0.00	0.00	0.00	0.00	0.00	0	0.00	0.00	0.00	0	0	0	0	0
4	Bhadrak	15.00	0.00	0.00	15.00	0.00	0	15.00	0.00	0.00	0	0	0	0	0
5	Balangir	0.00	0.00	0.00	0.00	0.00	0	0.00	0.00	0.00	0	0	0	0	0
6	Boudh	0.00	0.00	0.00	0.00	0.00	0	0.00	0.00	0.00	0	0	0	0	0
7	Cuttack	3.00	0.00	0.00	3.00	0.00	0	3.00	0.00	0.00	1	0	1	0	1
8	Deogarh	0.00	0.00	0.00	0.00	0.00	0	0.00	0.00	0.00	0	0	0	0	0
9	Dhenkanal	49.55	0.00	0.00	49.55	0.00	0	49.55	0.00	0.00	16	0	16	0	16
10	Gajapati	0.00	0.00	0.00	0.00	0.00	0	0.00	0.00	0.00	0	0	0	0	0
11	Ganjam	0.00	0.00	0.00	0.00	0.00	0	0.00	0.00	0.00	0	0	0	0	0
12	Jagatsinghpur	25.00	0.00	0.00	25.00	0.00	0	25.00	0.00	0.00	0	0	0	0	0
13	Jajpur	18.06	0.00	0.00	18.06	7.90	44	10.16	0.00	0.00	9	0	9	3	6
14	Jharsuquda	0.00	0.00	0.00	0.00	0.00	0	0.00	0.00	0.00	0	0	0	0	0
15	Kalahandi	65.32	0.00	0.00	65.32	0.00	0	65.32	0.00	0.00	8	0	8	0	8
16	Kandhamal	0.00	0.00	0.00	0.00	0.00	0	0.00	0.00	0.00	0	0	0	0	0
17	Kendrapada	0.00	0.00	0.00	0.00	0.00	0	0.00	0.00	0.00	0	0	0	0	0
18	Keonjhar	0.00	0.00	0.00	0.00	0.00	0	0.00	0.00	0.00	0	0	0	0	0
19	Khurda	13.91	0.00	0.00	13.91	0.00	0	13.91	0.00	0.00	18	0	18	0	18
20	Koraput	0.00	0.00	0.00	0.00	0.00	0	0.00	0.00	0.00	0	0	0	0	0
21	Malkangiri	0.00	0.00	0.00	0.00	0.00	0	0.00	0.00	0.00	0	0	0	0	0
22	Mayurbhanj	0.00	0.00	0.00	0.00	0.00	0	0.00	0.00	0.00	0	0	0	0	0
23	Nawarangpur	0.00	0.00	0.00	0.00	0.00	0	0.00	0.00	0.00	0	0	0	0	0
24	Nayagarh	0.00	0.00	0.00	0.00	0.00	0	0.00	0.00	0.00	0	0	0	0	0
25	Nuapada	0.00	0.00	0.00	0.00	0.00	0	0.00	0.00	0.00	0	0	0	0	0
26	Puri	0.00	0.00	0.00	0.00	0.00	0	0.00	0.00	0.00	0	0	0	0	0
27	Rayagada	0.00	0.00	0.00	0.00	0.00	0	0.00	0.00	0.00	0	0	0	0	0
28	Sambalpur	0.00	0.00	0.00	0.00	0.00	0	0.00	0.00	0.00	0	0	0	0	0
29	Subarnapur	0.00	0.00	0.00	0.00	0.00	0	0.00	0.00	0.00	0	0	0	0	0
30	Sundergarh	0.00	0.00	0.00	0.00	0.00	0	0.00	0.00	0.00	0	0	0	0	0
	Total	197.84	0.00	0.00	197.84	7.90	4	189.94	0.00	0.00	54	0	54	3	51

Undistributed amount Rs. 21.00 lakhs (MIP) is laying at DRDA Khurda

NON PLAN FINANCIAL AND PHYSICAL ACHIEVEMENT (NON-TFC/ 3RD SFC)
During the year 2016-17 upto the month of August'16

Sl. No.	Name of the District	Financial Achievement (Rs. in lakhs)								Physical achievement					
		OB as on 01.4.2016	Grant Released	Other received (int. etc.)	Total Funds	Expenditure incurred	% of Exp.	Balance	UC submitted	Balance UC to be submitted	No. of projects			Project completed	Under progress
											Spill Over	taken up	Total		
1	2	3	4	5	6	7	8	9	10	11	12	13	14	15	16
1	Anqul	0.00	0.00	0.00	0.00	0.00	###	0.00	0.00	0.00	0	0	0	0	0
2	Balasore	6.50	0.00	0.00	6.50	0.00	0	6.50	0.00	0.00	3	0	3	0	3
3	Bargarh	0.00	0.00	0.00	0.00	0.00	###	0.00	0.00	0.00	0	0	0	0	0
4	Bhadrak	0.00	0.00	0.00	0.00	0.00	###	0.00	0.00	0.00	0	0	0	0	0
5	Balangir	0.00	0.00	0.00	0.00	0.00	###	0.00	0.00	0.00	0	0	0	0	0
6	Boudh	0.00	0.00	0.00	0.00	0.00	###	0.00	0.00	0.00	0	0	0	0	0
7	Cuttack	9.90	0.00	0.00	9.90	0.00	0	9.90	0.00	0.00	2	0	2	0	2
8	Deogarh	0.00	0.00	0.00	0.00	0.00	###	0.00	0.00	0.00	0	0	0	0	0
9	Dhenkanal	15.13	0.00	0.00	15.13	3.53	23	11.60	0.00	0.00	5	0	5	1	4
10	Gajapati	0.00	0.00	0.00	0.00	0.00	###	0.00	0.00	0.00	0	0	0	0	0
11	Ganjam	31.14	0.00	0.00	31.14	5.70	18	25.44	0.00	0.00	2	1	3	1	2
12	Jagatsinghpur	29.33	0.00	0.00	29.33	11.32	39	18.01	0.00	0.00	7	0	7	0	7
13	Jajpur	0.00	0.00	0.00	0.00	0.00	###	0.00	0.00	0.00	0	0	0	0	0
14	Jharsuquda	168.67	0.00	0.00	168.67	25.14	15	143.53	0.00	0.00	7	0	7	0	7
15	Kalahandi	180.15	0.00	0.00	180.15	0.00	0	180.15	0.00	0.00	10	0	10	0	10
16	Kandhamal	0.00	0.00	0.00	0.00	0.00	###	0.00	0.00	0.00	0	0	0	0	0
17	Kendrapada	56.00	0.00	0.00	56.00	0.00	0	56.00	0.00	0.00	15	0	15	0	15
18	Keonjhar	10.00	0.00	0.00	10.00	0.00	0	10.00	0.00	0.00	1	0	1	0	1
19	Khurda	0.00	0.00	0.00	0.00	0.00	###	0.00	0.00	0.00	0	0	0	0	0
20	Koraput	26.32	0.00	0.00	26.32	5.60	21	20.72	0.00	0.00	13	0	13	4	9
21	Malkangiri	7.25	0.00	0.00	7.25	7.25	100	0.00	0.00	0.00	5	0	5	5	0
22	Mayurbhanj	17.10	0.00	0.00	17.10	1.00	6	16.10	0.00	0.00	5	0	5	0	5
23	Navarangpur	28.53	0.00	0.00	28.53	0.00	0	28.53	0.00	0.00	7	0	7	0	7
24	Nayagarh	0.00	0.00	0.00	0.00	0.00	###	0.00	0.00	0.00	0	0	0	0	0
25	Nuapada	0.00	0.00	0.00	0.00	0.00	###	0.00	0.00	0.00	0	0	0	0	0
26	Puri	0.00	0.00	0.00	0.00	0.00	###	0.00	0.00	0.00	0	0	0	0	0
27	Rayaqada	0.00	0.00	0.00	0.00	0.00	###	0.00	0.00	0.00	0	0	0	0	0
28	Sambalpur	91.46	0.00	0.00	91.46	0.00	0	91.46	0.00	0.00	13	0	13	0	13
29	Subarnapur	2.46	0.00	0.00	2.46	0.00	0	2.46	0.00	0.00	7	0	7	0	7
30	Sundergarh	0.00	0.00	0.00	0.00	0.00	###	0.00	0.00	0.00	0	0	0	0	0
	Total	679.94	0.00	0.00	679.94	59.54	9	620.40	0.00	0.00	102	1	103	11	92

STATE FINANCE COMMISSION AWARD FOR MAINTANANCE & REPAIR OF NON-RESIDENTIAL BUILDING
During the year 2016-17 upto the month of August'16

Sl. No.	Name of the District	Financial Achievement (Rs. in lakhs)									Physical achievement					Non-Residential Building for maintenance (in square meter)
		OB as on 01.4.2016	Grant Released	Other received (int. etc.)	Total Funds	Expenditure incurred	% of Exp.	Balance	UC submitted	Balance UC to be submitted	No. of projects			Project completed	Under progress	
											Spill Over	taken up	Total			
1	2	3	4	5	6	7	8	9	10	11	12	13	14	15	16	17
1	Angul	0.00	0.00	0.00	0.00	0.00	0	0.00	0.00	0.00	0	0	0	0	0	0.00
2	Balasore	1.25	0.00	0.00	1.25	0.00	0	1.25	0.00	0.00	1	0	1	0	1	0.00
3	Bargarh	0.00	0.00	0.00	0.00	0.00	0	0.00	0.00	0.00	0	0	0	0	0	0.00
4	Bhadrak	0.00	0.00	0.00	0.00	0.00	0	0.00	0.00	0.00	0	0	0	0	0	0.00
5	Balangir	0.00	0.00	0.00	0.00	0.00	0	0.00	0.00	0.00	0	0	0	0	0	0.00
6	Boudh	0.00	0.00	0.00	0.00	0.00	0	0.00	0.00	0.00	0	0	0	0	0	0.00
7	Cuttack	6.09	0.00	0.00	6.09	0.00	0	6.09	0.00	0.00	1	0	1	0	1	0.00
8	Deogarh	0.00	0.00	0.00	0.00	0.00	0	0.00	0.00	0.00	0	0	0	0	0	0.00
9	Dhenkanal	5.00	0.00	0.00	5.00	0.00	0	5.00	0.00	0.00	2	0	2	0	2	0.00
10	Gajapati	0.00	0.00	0.00	0.00	0.00	0	0.00	0.00	0.00	0	0	0	0	0	0.00
11	Ganjam	10.00	0.00	0.00	10.00	2.50	25	7.50	0.00	0.00	0	0	0	0	0	0.00
12	Jagatsinghpur	9.64	0.00	0.00	9.64	1.94	20	7.70	0.00	0.00	2	0	2	0	2	0.00
13	Jajpur	0.00	0.00	0.00	0.00	0.00	0	0.00	0.00	0.00	0	0	0	0	0	0.00
14	Jharsuanda	7.31	0.00	0.00	7.31	0.00	0	7.31	0.00	0.00	2	0	2	0	2	0.00
15	Kalahandi	35.10	0.00	0.00	35.10	0.00	0	35.10	0.00	0.00	0	0	0	0	0	0.00
16	Kandhamal	0.00	0.00	0.00	0.00	0.00	0	0.00	0.00	0.00	0	0	0	0	0	0.00
17	Kendrapada	14.00	0.00	0.00	14.00	0.00	0	14.00	0.00	0.00	8	0	8	0	8	0.00
18	Keonjhar	10.00	0.00	0.00	10.00	0.00	0	10.00	0.00	0.00	1	0	1	0	1	0.00
19	Khurda	0.00	0.00	0.00	0.00	0.00	0	0.00	0.00	0.00	0	0	0	0	0	0.00
20	Koraput	14.46	0.00	0.00	14.46	3.18	22	11.28	0.00	0.00	7	0	7	3	4	0.00
21	Malkangiri	0.00	0.00	0.00	0.00	0.00	0	0.00	0.00	0.00	0	0	0	0	0	0.00
22	Mayurbhanj	1.00	0.00	0.00	1.00	0.00	0	1.00	0.00	0.00	1	0	1	0	1	0.00
23	Nawarangpur	14.87	0.00	0.00	14.87	0.00	0	14.87	0.00	0.00	1	0	1	0	1	0.00
24	Nayagarh	0.00	0.00	0.00	0.00	0.00	0	0.00	0.00	0.00	0	0	0	0	0	0.00
25	Nuapada	0.00	0.00	0.00	0.00	0.00	0	0.00	0.00	0.00	0	0	0	0	0	0.00
26	Puri	0.00	0.00	0.00	0.00	0.00	0	0.00	0.00	0.00	0	0	0	0	0	0.00
27	Rayagada	0.00	0.00	0.00	0.00	0.00	0	0.00	0.00	0.00	0	0	0	0	0	0.00
28	Sambalpur	17.70	0.00	0.00	17.70	0.00	0	17.70	0.00	0.00	4	0	4	0	4	0.00
29	Subarnapur	0.19	0.00	0.00	0.19	0.00	0	0.19	0.00	0.00	2	0	2	0	2	0.00
30	Sundergarh	0.00	0.00	0.00	0.00	0.00	0	0.00	0.00	0.00	0	0	0	0	0	0.00
	Total	146.61	0.00	0.00	146.61	7.62	5	138.99	0.00	0.00	32	0	32	3	29	0.00

STATE FINANCE COMMISSION AWARD FOR MAINTANANCE & REPAIR OF RESIDENTIAL BUILDING
During the year 2016-17 upto the month of August'16

Sl. No.	Name of the District	Financial Achievement (Rs. in lakhs)									Physical achievement					Residential Building for maintenance (in square meter)
		OB as on 01.4.2016	Grant Released	Other received (int.etc.)	Total Funds	Expenditure incurred	% of Exp.	Balance	UC submitted	Balance UC to be submitted	No. of projects			Project completed	Under progress	
											Spill Over	taken up	Total			
1	2	3	4	5	6	7	8	9	10	11	12	13	14	15	16	17

1	Angul	0.00	0.00	0.00	0.00	0.00	0	0.00	0.00	0.00	0	0	0	0	0
2	Balasore	0.00	0.00	0.00	0.00	0.00	0	0.00	0.00	0.00	0	0	0	0	0
3	Bargarh	0.00	0.00	0.00	0.00	0.00	0	0.00	0.00	0.00	0	0	0	0	0
4	Bhadrak	0.00	0.00	0.00	0.00	0.00	0	0.00	0.00	0.00	0	0	0	0	0
5	Balangir	0.00	0.00	0.00	0.00	0.00	0	0.00	0.00	0.00	0	0	0	0	0
6	Boudh	0.00	0.00	0.00	0.00	0.00	0	0.00	0.00	0.00	0	0	0	0	0
7	Cuttack	3.81	0.00	0.00	3.81	0.00	0	3.81	0.00	0.00	1	0	1	0	1
8	Deogarh	0.00	0.00	0.00	0.00	0.00	0	0.00	0.00	0.00	0	0	0	0	0
9	Dhenkanal	3.00	0.00	0.00	3.00	0.00	0	3.00	0.00	0.00	1	0	1	0	1
10	Gajapati	0.00	0.00	0.00	0.00	0.00	0	0.00	0.00	0.00	0	0	0	0	0
11	Ganjam	0.00	0.00	0.00	0.00	0.00	0	0.00	0.00	0.00	0	0	0	0	0
12	Jaagsinghpur	19.69	0.00	0.00	19.69	9.38	48	10.31	0.00	0.00	5	0	5	0	5
13	Jajpur	0.00	0.00	0.00	0.00	0.00	0	0.00	0.00	0.00	0	0	0	0	0
14	Jharsuguda	102.94	0.00	0.00	102.94	8.78	9	94.16	0.00	0.00	2	0	2	0	2
15	Kalahandi	37.05	0.00	0.00	37.05	0.00	0	37.05	0.00	0.00	4	0	4	0	4
16	Kandhamal	0.00	0.00	0.00	0.00	0.00	0	0.00	0.00	0.00	0	0	0	0	0
17	Kendrapada	0.00	0.00	0.00	0.00	0.00	0	0.00	0.00	0.00	0	0	0	0	0
18	Keonjhar	0.00	0.00	0.00	0.00	0.00	0	0.00	0.00	0.00	0	0	0	0	0
19	Khurda	0.00	0.00	0.00	0.00	0.00	0	0.00	0.00	0.00	0	0	0	0	0
20	Koraput	11.86	0.00	0.00	11.86	2.42	20	9.44	0.00	0.00	6	0	6	1	5
21	Malkangiri	7.25	0.00	0.00	7.25	7.25	100	0.00	0.00	0.00	5	0	5	5	0
22	Mayurbhanj	6.00	0.00	0.00	6.00	0.00	0	6.00	0.00	0.00	3	0	3	0	3
23	Nawarangpur	13.66	0.00	0.00	13.66	0.00	0	13.66	0.00	0.00	6	0	6	0	6
24	Nayagarh	0.00	0.00	0.00	0.00	0.00	0	0.00	0.00	0.00	0	0	0	0	0
25	Nuapada	0.00	0.00	0.00	0.00	0.00	0	0.00	0.00	0.00	0	0	0	0	0
26	Puri	0.00	0.00	0.00	0.00	0.00	0	0.00	0.00	0.00	0	0	0	0	0
27	Rayagada	0.00	0.00	0.00	0.00	0.00	0	0.00	0.00	0.00	0	0	0	0	0
28	Sambalpur	12.34	0.00	0.00	12.34	0.00	0	12.34	0.00	0.00	4	0	4	0	4
29	Subarnapur	0.27	0.00	0.00	0.27	0.00	0	0.27	0.00	0.00	5	0	5	0	5
30	Sundergarh	0.00	0.00	0.00	0.00	0.00	0	0.00	0.00	0.00	0	0	0	0	0
	Total	217.87	0.00	0.00	217.87	27.83	13	190.04	0.00	0.00	42	0	42	6	36

STATE FINANCE COMMISSION AWARD FOR CONSTRUCTION OF NON-RESIDENTIAL BUILDING OF PRIs
During the year 2016-17 upto the month of August'16

Sl. No.	Name of the District	Financial Achievement (Rs. in lakhs)									Physical achievement				
		OB as on 01.4.2016	Grant Released	Other received (int. etc.)	Total Funds	Expenditure incurred	% of Exp.	Balance	UC submitted	Balance UC to be submitted	No. of projects			Project completed	Under progress
											Spill Over	taken up	Total		
1	2	3	4	5	6	7	8	9	10	11	12	13	14	15	16
1	Angul	0.00	0.00	0.00	0.00	0.00	0	0.00	0.00	0.00	0	0	0	0	0
2	Balasore	5.25	0.00	0.00	5.25	0.00	0	5.25	0.00	0.00	2	0	2	0	2
3	Bargarh	0.00	0.00	0.00	0.00	0.00	0	0.00	0.00	0.00	0	0	0	0	0
4	Bhadrak	0.00	0.00	0.00	0.00	0.00	0	0.00	0.00	0.00	0	0	0	0	0
5	Balangir	0.00	0.00	0.00	0.00	0.00	0	0.00	0.00	0.00	0	0	0	0	0
6	Boudh	0.00	0.00	0.00	0.00	0.00	0	0.00	0.00	0.00	0	0	0	0	0
7	Cuttack	0.00	0.00	0.00	0.00	0.00	0	0.00	0.00	0.00	0	0	0	0	0
8	Deogarh	0.00	0.00	0.00	0.00	0.00	0	0.00	0.00	0.00	0	0	0	0	0
9	Dhenkanal	0.00	0.00	0.00	0.00	0.00	0	0.00	0.00	0.00	0	0	0	0	0
10	Gajapati	0.00	0.00	0.00	0.00	0.00	0	0.00	0.00	0.00	0	0	0	0	0

11	Ganjam	20.31	0.00	0.00	20.31	3.20	16	17.11	0.00	0.00	1	1	2	1	1
12	Jagatsinghpur	0.00	0.00	0.00	0.00	0.00	0	0.00	0.00	0.00	0	0	0	0	0
13	Jajpur	0.00	0.00	0.00	0.00	0.00	0	0.00	0.00	0.00	0	0	0	0	0
14	Jharsuguda	40.87	0.00	0.00	40.87	0.92	2	39.95	0.00	0.00	3	0	3	0	3
15	Kalahandi	40.00	0.00	0.00	40.00	0.00	0	40.00	0.00	0.00	6	0	6	0	6
16	Kandhamal	0.00	0.00	0.00	0.00	0.00	0	0.00	0.00	0.00	0	0	0	0	0
17	Kendrapada	12.00	0.00	0.00	12.00	0.00	0	12.00	0.00	0.00	6	0	6	0	6
18	Keonjhar	0.00	0.00	0.00	0.00	0.00	0	0.00	0.00	0.00	0	0	0	0	0
19	Khurda	0.00	0.00	0.00	0.00	0.00	0	0.00	0.00	0.00	0	0	0	0	0
20	Koraput	0.00	0.00	0.00	0.00	0.00	0	0.00	0.00	0.00	0	0	0	0	0
21	Malkangiri	0.00	0.00	0.00	0.00	0.00	0	0.00	0.00	0.00	0	0	0	0	0
22	Mayurbhanj	10.10	0.00	0.00	10.10	1.00	10	9.10	0.00	0.00	1	0	1	0	1
23	Navarangpur	0.00	0.00	0.00	0.00	0.00	0	0.00	0.00	0.00	0	0	0	0	0
24	Nayagarh	0.00	0.00	0.00	0.00	0.00	0	0.00	0.00	0.00	0	0	0	0	0
25	Nuapada	0.00	0.00	0.00	0.00	0.00	0	0.00	0.00	0.00	0	0	0	0	0
26	Puri	0.00	0.00	0.00	0.00	0.00	0	0.00	0.00	0.00	0	0	0	0	0
27	Rayagada	0.00	0.00	0.00	0.00	0.00	0	0.00	0.00	0.00	0	0	0	0	0
28	Sambalpur	17.17	0.00	0.00	17.17	0.00	0	17.17	0.00	0.00	2	0	2	0	2
29	Subarnapur	0.00	0.00	0.00	0.00	0.00	0	0.00	0.00	0.00	0	0	0	0	0
30	Sundergarh	0.00	0.00	0.00	0.00	0.00	0	0.00	0.00	0.00	0	0	0	0	0
	Total	145.70	0.00	0.00	145.70	5.12	4	140.58	0.00	0.00	21	1	22	1	21

STATE FINANCE COMMISSION AWARD FOR CONSTRUCTION OF RESIDENTIAL BUILDING OF PRIs
During the year 2016-17 upto the month of August'16

Sl. No.	Name of the District	Financial Achievement (Rs. in lakhs)									Physical achievement				
		OB as on 01.4.2016	Grant Released	Other received (int. etc.)	Total Funds	Expenditure incurred	% of Exp.	Balance	UC submitted	Balance UC to be submit	No. of projects			Project complete	Under progress
											Spill Over	taken up	Total		
1	2	3	4	5	6	7	8	9	10	11	12	13	14	15	16
1	Angul	0.00	0.00	0.00	0.00	0.00	0	0.00	0.00	0.00	0	0	0	0	0
2	Balasore	0.00	0.00	0.00	0.00	0.00	0	0.00	0.00	0.00	0	0	0	0	0
3	Bargarh	0.00	0.00	0.00	0.00	0.00	0	0.00	0.00	0.00	0	0	0	0	0
4	Bhadrak	0.00	0.00	0.00	0.00	0.00	0	0.00	0.00	0.00	0	0	0	0	0
5	Balangir	0.00	0.00	0.00	0.00	0.00	0	0.00	0.00	0.00	0	0	0	0	0
6	Boudh	0.00	0.00	0.00	0.00	0.00	0	0.00	0.00	0.00	0	0	0	0	0
7	Cuttack	0.00	0.00	0.00	0.00	0.00	0	0.00	0.00	0.00	0	0	0	0	0
8	Deogarh	0.00	0.00	0.00	0.00	0.00	0	0.00	0.00	0.00	0	0	0	0	0
9	Dhenkanal	7.13	0.00	0.00	7.13	3.53	50	3.60	0.00	0.00	2	0	2	1	1
10	Gajapati	0.00	0.00	0.00	0.00	0.00	0	0.00	0.00	0.00	0	0	0	0	0
11	Ganjam	0.83	0.00	0.00	0.83	0.00	0	0.83	0.00	0.00	1	0	1	0	1
12	Jagatsinghpur	0.00	0.00	0.00	0.00	0.00	0	0.00	0.00	0.00	0	0	0	0	0
13	Jajpur	0.00	0.00	0.00	0.00	0.00	0	0.00	0.00	0.00	0	0	0	0	0
14	Jharsuguda	17.55	0.00	0.00	17.55	15.44	88	2.11	0.00	0.00	0	0	0	0	0
15	Kalahandi	68.00	0.00	0.00	68.00	0.00	0	68.00	0.00	0.00	0	0	0	0	0
16	Kandhamal	0.00	0.00	0.00	0.00	0.00	0	0.00	0.00	0.00	0	0	0	0	0
17	Kendrapada	30.00	0.00	0.00	30.00	0.00	0	30.00	0.00	0.00	1	0	1	0	1
18	Keonjhar	0.00	0.00	0.00	0.00	0.00	0	0.00	0.00	0.00	0	0	0	0	0
19	Khurda	0.00	0.00	0.00	0.00	0.00	0	0.00	0.00	0.00	0	0	0	0	0
20	Koraput	0.00	0.00	0.00	0.00	0.00	0	0.00	0.00	0.00	0	0	0	0	0
21	Malkangiri	0.00	0.00	0.00	0.00	0.00	0	0.00	0.00	0.00	0	0	0	0	0

22	Mayurbhanj	0.00	0.00	0.00	0.00	0.00	0	0.00	0.00	0.00	0	0	0	0	0
23	Nawarangpur	0.00	0.00	0.00	0.00	0.00	0	0.00	0.00	0.00	0	0	0	0	0
24	Nayagarh	0.00	0.00	0.00	0.00	0.00	0	0.00	0.00	0.00	0	0	0	0	0
25	Nuapada	0.00	0.00	0.00	0.00	0.00	0	0.00	0.00	0.00	0	0	0	0	0
26	Puri	0.00	0.00	0.00	0.00	0.00	0	0.00	0.00	0.00	0	0	0	0	0
27	Rayagada	0.00	0.00	0.00	0.00	0.00	0	0.00	0.00	0.00	0	0	0	0	0
28	Sambalpur	44.25	0.00	0.00	44.25	0.00	0	44.25	0.00	0.00	3	0	3	0	3
29	Subarnapur	2.00	0.00	0.00	2.00	0.00	0	2.00	0.00	0.00	0	0	0	0	0
30	Sundergarh	0.00	0.00	0.00	0.00	0.00	0	0.00	0.00	0.00	0	0	0	0	0
	Total	169.76	0.00	0.00	169.76	18.97	11	150.79	0.00	0.00	7	0	7	1	6

**ABSTRACT REPORT OF FINANCIAL AND PHYSICAL ACHIEVEMENT UNDER 3RD SFC AND NON-SFC/CFC
During the year 2016-17 upto the month of August'16**

Sl. No.	Name of the District	Financial Achievement (Rs. in lakhs)								Physical achievement					Road (in Km.) CC/BT/ Water Board	
		OB as on 01.4.2016	Grant Released	Other received (int. etc.)	Total Funds	Expenditure incurred	% of Exp.	Balance	UC submitted	Balance UC to be submitted	No. of projects			Project completed		Under progress
											Spill Over	taken up	Total			
1	2	3	4	5	6	7	8	9	10	11	12	13	14	15	16	17
1	Anqul	0.00	0.00	0.00	0.00	0.00	###	0.00	0.00	0.00	0	0	0	0	0	0.00
2	Balasore	67.76	0.00	0.00	67.76	12.35	18	55.41	0.00	0.00	35	0	35	4	31	0.00
3	Bargarh	0.00	0.00	0.00	0.00	0.00	###	0.00	0.00	0.00	0	0	0	0	0	0.00
4	Bhadrak	79.00	0.00	0.00	79.00	64.00	81	15.00	0.00	0.00	51	0	51	51	0	0.00
5	Balangir	0.00	0.00	0.00	0.00	0.00	###	0.00	0.00	0.00	0	0	0	0	0	0.00
6	Boudh	0.00	0.00	0.00	0.00	0.00	0	0.00	0.00	0.00	0	0	0	0	0	0.00
7	Cuttack	13.66	0.00	0.00	13.66	0.00	0	13.66	0.00	0.00	5	0	5	0	5	0.00
8	Deogarh	0.00	0.00	0.00	0.00	0.00	0	0.00	0.00	0.00	0	0	0	0	0	0.00
9	Dhenkanal	134.61	0.00	0.00	134.61	47.03	35	87.58	0.00	0.00	53	0	53	19	34	0.43
10	Gajapati	0.00	0.00	0.00	0.00	0.00	0	0.00	0.00	0.00	0	0	0	0	0	0.00
11	Ganjam	32.55	0.00	0.00	32.55	6.10	19	26.45	0.00	2.36	8	1	9	1	8	0.00
12	Jagatsinghpur	195.58	0.00	0.00	195.58	112.73	58	82.85	0.00	0.00	64	0	64	40	24	2.40
13	Jajpur	18.06	0.00	0.00	18.06	7.90	44	10.16	0.00	0.00	9	0	9	3	6	0.00
14	Jharsuguda	477.37	0.00	0.00	477.37	40.90	9	436.47	0.00	0.00	19	11	30	6	24	0.00
15	Kalahandi	1132.47	0.00	0.00	1132.47	0.00	0	1132.47	0.00	0.00	243	0	243	0	243	0.00
16	Kandhamal	0.00	0.00	0.00	0.00	0.00	###	0.00	0.00	0.00	0	0	0	0	0	0.00
17	Kendrapada	59.00	0.00	0.00	59.00	0.00	0	59.00	0.00	0.00	17	0	17	0	17	0.00
18	Keonjhar	10.00	0.00	0.00	10.00	0.00	0	10.00	0.00	0.00	1	0	1	0	1	0.00
19	Khurda	13.91	0.00	0.00	13.91	0.00	0	13.91	0.00	0.00	18	0	18	0	18	0.00
20	Koraput	437.27	0.00	0.00	437.27	116.11	27	321.16	0.00	0.00	130	0	130	38	92	0.00
21	Malkangiri	7.25	0.00	0.00	7.25	7.25	100	0.00	0.00	0.00	5	0	5	5	0	0.00
22	Mayurbhanj	147.54	0.00	0.00	147.54	96.94	66	50.60	0.00	0.00	21	0	21	7	14	0.00
23	Nawarangpur	226.70	0.00	0.00	226.70	0.00	0	226.70	0.00	0.00	40	0	40	0	40	0.00
24	Nayagarh	0.00	0.00	0.00	0.00	0.00	###	0.00	0.00	0.00	0	0	0	0	0	0.00
25	Nuapada	0.00	0.00	0.00	0.00	0.00	0	0.00	0.00	0.00	0	0	0	0	0	0.00
26	Puri	0.00	0.00	0.00	0.00	0.00	###	0.00	0.00	0.00	0	0	0	0	0	0.00
27	Rayagada	71.58	0.00	0.00	71.58	31.00	43	40.58	0.00	0.00	11	0	11	0	11	0.00
28	Sambalpur	169.38	0.00	0.00	169.38	0.00	0	169.38	0.00	0.00	45	0	45	0	45	0.00
29	Subarnapur	3.01	0.00	0.00	3.01	0.00	0	3.01	0.00	0.00	13	0	13	0	13	0.00
30	Sundergarh	0.00	0.00	0.00	0.00	0.00	###	0.00	0.00	0.00	0	0	0	0	0	0.00
	Total	3296.70	0.00	0.00	3296.70	542.31	16	2754.39	0.00	2.36	788	12	800	174	626	2.83

**ABSTRACT REPORT OF FINANCIAL AND PHYSICAL ACHIEVEMENT UNDER 4TH STATE FINANCE COMMISSION AWARD
During the year 2016-17 upto the month of November'16**

Sl. No.	Name of the District	Financial Achievement (Rs. in lakhs)							Physical achievement					Road (in Km.) CC/BT/ Water Board Maccadom / earthen	
		OB as on 01.4.2016	Grant Receipt (2016-17)	Other receipt (int. etc.) 2016-17	Total Funds	Expenditure incurred	% Exp.	Balance	UC submitted	No. of projects			Project completed		Under progress
										Spill Over	taken up	Total			
1	2	3	4	5	6	7	8	9	10	11	12	13	14	15	16
1	Angul	1440.85	815.08	0.00	2255.93	757.45	34	1498.48	0.00	148	410	558	279	279	0.76
2	Balasore	4006.66	3525.14	0.00	7531.80	1137.76	15	6394.04	0.00	110	998	1108	560	548	0.00
3	Bargarh	640.67	1096.99	0.00	1737.66	762.97	44	974.69	0.00	491	34	525	424	101	7.09
4	Bhadrak	1363.74	2200.32	0.00	3564.06	1772.01	50	1792.05	0.00	217	340	557	413	144	0.00
5	Balangir	1825.81	1498.86	31.81	3356.48	1898.66	57	1457.82	10.50	0	1108	1108	1016	92	0.00
6	Boudh	343.72	284.22	0.00	627.94	343.72	55	284.22	0.00	0	0	0	0	0	0.00
7	Cuttack	1781.34	2988.83	0.00	4770.17	1117.37	23	3652.80	0.00	0	671	671	375	296	0.00
8	Deogarh	363.48	548.17	0.00	911.65	288.23	32	623.42	0.00	85	96	181	67	114	0.00
9	Dhenkanal	1830.01	1285.65	8.26	3123.92	1524.52	49	1599.40	0.00	341	497	838	612	226	4.68
10	Gajapati	1568.17	586.98	0.00	2155.15	1454.95	68	700.20	0.00	265	206	471	342	129	0.00
11	Ganjam	6085.68	730.10	0.00	6815.78	752.34	11	6063.44	0.00	0	41	41	1	40	0.00
12	Jagatsinghpur	463.96	3190.40	259.07	3913.43	465.71	12	3447.72	0.00	0	352	352	216	136	6.16
13	Jajpur	2018.74	1595.63	0.00	3614.37	2276.46	63	1337.91	0.00	0	586	586	323	263	1.19
14	Jharsuguda	723.63	294.83	10.24	1028.70	285.18	28	743.52	0.00	139	121	260	106	154	0.00
15	Kalahandi	2894.45	1570.09	0.00	4464.54	1476.82	33	2987.72	0.00	139	615	754	675	79	0.00
16	Kandhamal	1411.52	621.43	0.00	2032.95	440.45	22	1592.50	0.00	0	298	298	207	91	0.00
17	Kendrapada	2237.26	2062.74	0.00	4300.00	1429.34	33	2870.66	0.00	153	1937	2090	1031	1059	0.00
18	Keonjhar	3136.21	205.72	0.00	3341.93	1798.16	54	1543.77	0.00	1393	707	2100	1289	811	0.00
19	Khurda	859.46	354.61	0.00	1214.07	724.13	60	489.94	0.00	411	255	666	431	235	18.79
20	Koraput	2667.19	164.56	0.00	2831.75	1118.83	40	1712.92	0.00	1052	61	1113	45	1068	0.00
21	Malkangiri	978.33	359.95	0.00	1338.28	130.58	10	1207.70	0.00	51	228	279	57	222	0.00
22	Mayurbhanj	5079.43	1939.98	0.00	7019.41	1269.72	18	5749.69	0.00	1838	73	1911	245	1666	0.00
23	Nawarangpur	1913.81	546.05	0.00	2459.86	1223.18	50	1236.68	0.00	409	734	1143	576	567	0.00
24	Nayagarh	1656.63	1649.48	0.00	3306.11	157.20	5	3148.91	0.00	0	37	37	19	18	0.42
25	Nuapada	2104.45	891.08	0.00	2995.53	1000.27	33	1995.26	0.00	160	229	389	203	186	0.00
26	Puri	3865.64	1282.37	0.00	5148.01	2005.95	39	3142.06	0.00	132	430	562	420	142	0.00
27	Rayagada	1875.96	458.75	5.26	2339.97	693.93	30	1646.04	28.01	0	790	790	405	385	0.00
28	Sambalpur	815.67	1022.52	55.59	1893.78	756.93	40	1136.85	0.00	0	984	984	419	565	0.00
29	Subarnapur	1108.75	384.19	0.00	1492.94	1002.51	67	490.43	0.00	0	175	175	39	136	0.40
30	Sundergarh	2354.60	2758.72	0.00	5113.32	2534.68	50	2578.64	0.00	15	230	245	173	72	0.00
	Total	59415.82	36913.44	370.23	96699.49	32600.01	34	64099.48	38.51	7549	13243	20792	10968	9824	39.49

Devolution of Funds to Z.P. under award of 4th SFC (ZP)

During the year 2016-17 upto the month of November'16

Sl. No.	Name of the District	Financial Achievement (Rs. in lakhs)								Physical achievement					Road (in Km.) CC/BT/ Water Board Maccadam / earthen
		OB as on 01.4.2016	Grant Receipt (2016-17)	Other receipt (int. etc.) 2016-17	Total Funds	Expenditure incurred	% of Exp.	Balance	UC submitted	No. of projects			Project completed	Under progress	
										Spill Over	taken up	Total			
1	2	3	4	5	6	7	8	9	10	11	12	13	14	15	16
1	Angul	0.00	90.00	0.00	90.00	0.00	0	90.00	0.00	0	0	0	0	0	0.00
2	Balasore	87.00	90.00	0.00	177.00	16.54	9	160.46	0.00	31	22	53	6	47	0.00
3	Bargarh	0.00	90.00	0.00	90.00	22.90	25	67.10	0.00	0	0	0	0	0	0.00
4	Bhadrak	0.00	185.61	0.00	185.61	151.13	81	34.48	0.00	0	73	73	70	3	0.00
5	Balangir	105.00	31.50	0.00	136.50	108.75	80	27.75	0.00	0	45	45	37	8	0.00
6	Boudh	0.00	11.25	0.00	11.25	0.00	0	11.25	0.00	0	0	0	0	0	0.00
7	Cuttack	195.90	52.50	0.00	248.40	58.42	24	189.98	0.00	0	42	42	20	22	0.00
8	Deogarh	22.50	10.25	0.00	32.75	21.52	66	11.23	0.00	7	2	9	5	4	0.00
9	Dhenkanal	56.00	30.00	0.00	86.00	48.38	56	37.62	0.00	12	20	32	28	4	0.62
10	Gajapati	37.00	26.25	0.00	63.25	37.00	58	26.25	0.00	12	1	13	12	1	0.00
11	Ganjam	165.00	82.50	0.00	247.50	110.26	45	137.24	0.00	0	0	0	0	0	0.00
12	Jagatsinghpur	80.00	60.00	3.00	143.00	86.00	60	57.00	0.00	0	40	40	31	9	1.60
13	Jajpur	0.00	75.00	0.00	75.00	35.81	48	39.19	0.00	0	42	42	17	25	1.19
14	Jharsuguda	37.50	36.08	0.00	73.58	35.00	48	38.58	0.00	5	18	23	14	9	0.00
15	Kalahandi	97.50	48.75	0.00	146.25	97.50	67	48.75	0.00	45	0	45	43	2	0.00
16	Kandhamal	90.00	45.00	0.00	135.00	0.00	0	135.00	0.00	0	0	0	0	0	0.00
17	Kendrapada	38.50	33.75	0.00	72.25	48.25	67	24.00	0.00	18	56	74	43	31	0.00
18	Keonjhar	41.90	48.75	0.00	90.65	41.90	46	48.75	0.00	20	23	43	43	0	0.00
19	Khurda	20.75	37.50	0.00	58.25	34.35	59	23.90	0.00	14	35	49	28	21	1.14
20	Koraput	105.00	52.50	0.00	157.50	60.54	38	96.96	0.00	29	32	61	12	49	0.00
21	Malkangiri	52.50	0.00	0.00	52.50	0.00	0	52.50	0.00	0	0	0	0	0	0.00
22	Mayurbhanj	106.52	97.50	0.00	204.02	45.85	22	158.17	0.00	82	0	82	21	61	0.00
23	Nawarangpur	75.00	0.00	0.00	75.00	0.00	0	75.00	0.00	0	0	0	0	0	0.00
24	Nayagarh	60.00	30.00	0.00	90.00	12.54	14	77.46	0.00	0	6	6	0	6	0.42
25	Nuapada	37.50	18.75	0.00	56.25	48.00	85	8.25	0.00	14	0	14	9	5	0.00
26	Puri	82.50	41.25	0.00	123.75	40.60	33	83.15	0.00	0	24	24	15	9	0.00
27	Rayagada	82.50	41.25	0.00	123.75	65.00	53	58.75	7.50	0	33	33	29	4	0.00
28	Sambalpur	55.88	33.75	0.00	89.63	41.28	46	48.35	0.00	0	33	33	24	9	0.00
29	Subarnapur	42.00	49.34	0.00	91.34	73.70	81	17.64	0.00	0	16	16	15	1	0.40
30	Sundergarh	47.00	144.25	0.00	191.25	127.50	67	63.75	0.00	14	25	39	39	0	0.00
Total		1820.95	1593.28	3.00	3417.23	1468.72	43	1948.51	7.50	303	588	891	561	330	5.37

**Mega Piped Water Supply (ZP)
During the year 2016-17 upto the month of November'16**

Sl. No.	Name of the District	Financial Achievement (Rs. in lakhs)								Physical achievement					Road (in Km.) CC/BT/ Water Board Maccadom / earthen
		OB OB as on 01.4.2016	Grant Receipt (2016-17)	Other receipt (int. etc.) 2016-17	Total Funds	Expenditure incurred	% of Exp.	Balance	UC submitted	No. of projects			Project completed	Under progress	
										Spill Over	taken up	Total			
1	2	3	4	5	6	7	8	9	10	11	12	13	14	15	16
1	Angul	0.00	0.00	0.00	0.00	0.00	0	0.00	0.00	0	0	0	0	0	0
2	Balasore	500.00	500.00	0.00	1000.00	0.00	0	1000.00	0.00	0	0	0	0	0	0
3	Bargarh	0.00	0.00	0.00	0.00	0.00	0	0.00	0.00	0	0	0	0	0	0
4	Bhadrak	500.00	500.00	0.00	1000.00	0.00	0	1000.00	0.00	0	0	0	0	0	0
5	Balangir	0.00	250.00	0.00	250.00	0.00	0	250.00	0.00	0	0	0	0	0	0
6	Boudh	0.00	0.00	0.00	0.00	0.00	0	0.00	0.00	0	0	0	0	0	0
7	Cuttack	0.00	1000.00	0.00	1000.00	0.00	0	1000.00	0.00	0	0	0	0	0	0
8	Deogarh	0.00	0.00	0.00	0.00	0.00	0	0.00	0.00	0	0	0	0	0	0
9	Dhenkanal	0.00	0.00	0.00	0.00	0.00	0	0.00	0.00	0	0	0	0	0	0
10	Gajapati	0.00	0.00	0.00	0.00	0.00	0	0.00	0.00	0	0	0	0	0	0
11	Ganjam	0.00	0.00	0.00	0.00	0.00	0	0.00	0.00	0	0	0	0	0	0
12	Jagatsinghpur	0.00	1000.00	0.00	1000.00	0.00	0	1000.00	0.00	0	0	0	0	0	0
13	Jajpur	0.00	0.00	0.00	0.00	0.00	0	0.00	0.00	0	0	0	0	0	0
14	Jharsuguda	0.00	0.00	0.00	0.00	0.00	0	0.00	0.00	0	0	0	0	0	0
15	Kalahandi	0.00	0.00	0.00	0.00	0.00	0	0.00	0.00	0	0	0	0	0	0
16	Kandhamal	0.00	0.00	0.00	0.00	0.00	0	0.00	0.00	0	0	0	0	0	0
17	Kendrapada	0.00	0.00	0.00	0.00	0.00	0	0.00	0.00	0	0	0	0	0	0
18	Keonjhar	1000.00	0.00	0.00	1000.00	0.00	0	1000.00	0.00	0	0	0	0	0	0
19	Khurda	0.00	0.00	0.00	0.00	0.00	0	0.00	0.00	0	0	0	0	0	0
20	Koraput	0.00	0.00	0.00	0.00	0.00	0	0.00	0.00	0	0	0	0	0	0
21	Malkangiri	0.00	0.00	0.00	0.00	0.00	0	0.00	0.00	0	0	0	0	0	0
22	Mayurbhanj	0.00	0.00	0.00	0.00	0.00	0	0.00	0.00	0	0	0	0	0	0
23	Nawarangpur	0.00	0.00	0.00	0.00	0.00	0	0.00	0.00	0	0	0	0	0	0
24	Nayagarh	0.00	0.00	0.00	0.00	0.00	0	0.00	0.00	0	0	0	0	0	0
25	Nuapada	1000.00	250.00	0.00	1250.00	0.00	0	1250.00	0.00	1	0	1	0	1	0
26	Puri	1000.00	250.00	0.00	1250.00	0.00	0	1250.00	0.00	0	0	0	0	0	0
27	Rayagada	0.00	0.00	0.00	0.00	0.00	0	0.00	0.00	0	0	0	0	0	0
28	Sambalpur	0.00	0.00	0.00	0.00	0.00	0	0.00	0.00	0	0	0	0	0	0
29	Subarnapur	0.00	0.00	0.00	0.00	0.00	0	0.00	0.00	0	0	0	0	0	0
30	Sundergarh	0.00	0.00	0.00	0.00	0.00	0	0.00	0.00	0	0	0	0	0	0
Total		4000.00	3750.00	0.00	7750.00	0.00	0	7750.00	0.00	1	0	1	0	1	

**Maintenance/ improvement of road infrastructure under the award of 4th SFC Zilla Parishad (Motor Vehicle Tax) (ZP)
During the year 2016-17 upto the month of November'16**

Sl. No.	Name of the District	Financial Achievement (Rs. in lakhs)							Physical achievement					Road (in Km.) CC/BT/ Water Board	
		OB as on 01.4.2016	Grant Receipt (2016-17)	Other receipt (int. etc.) 2016-17	Total Funds	Expenditure incurred	% of Exp.	Balance	UC submitted	No. of projects			Project completed		Under progress
										Spill Over	taken up	Total			
1	2	3	4	5	6	7	8	9	10	11	12	13	14	15	16
1	Angul	98.36	206.55	0.00	304.91	0.00	0	304.91	0.00	0	0	0	0	0	0.00
2	Balasore	309.06	354.88	0.00	663.94	28.84	4	635.10	0.00	10	16	26	11	15	0.00
3	Bargarh	31.88	262.76	0.00	294.64	149.87	51	144.77	0.00	16	34	50	46	4	4.49
4	Bhadrak	0.00	216.00	0.00	216.00	81.75	38	134.25	0.00	0	48	48	35	13	0.00
5	Balangir	227.50	3.50	0.00	231.00	153.21	66	77.79	10.50	0	65	65	52	13	0.00
6	Boudh	23.24	34.77	0.00	58.01	23.24	40	34.77	0.00	0	0	0	0	0	0.00
7	Cuttack	144.58	0.00	0.00	144.58	33.86	23	110.72	0.00	0	31	31	16	15	0.00
8	Deogarh	49.18	27.05	0.00	76.23	49.18	65	27.05	0.00	18	3	21	18	3	0.00
9	Dhenkanal	139.16	104.32	0.00	243.48	133.16	55	110.32	0.00	29	26	55	50	5	1.11
10	Gajapati	98.36	54.08	0.00	152.44	105.65	69	46.79	0.00	0	51	51	44	7	0.00
11	Ganjam	484.78	266.63	0.00	751.41	85.93	11	665.48	0.00	0	0	0	0	0	0.00
12	Jagatsinghpur	0.00	182.66	100.47	283.13	6.50	2	276.63	0.00	0	12	12	3	9	0.08
13	Jajpur	0.00	274.00	0.00	274.00	56.92	21	217.08	0.00	0	46	46	22	24	0.00
14	Jharsuguda	64.99	34.77	0.00	99.76	23.90	24	75.86	0.00	15	17	32	10	22	0.00
15	Kalahandi	252.93	139.10	0.00	392.03	261.09	67	130.94	0.00	94	2	96	95	1	0.00
16	Kandhamal	126.46	69.55	0.00	196.01	0.00	0	196.01	0.00	0	0	0	0	0	0.00
17	Kendrapada	189.82	123.65	0.00	313.47	176.10	56	137.37	0.00	38	133	171	87	84	0.00
18	Keonjhar	259.95	142.97	0.00	402.92	279.96	69	122.96	0.00	65	24	89	87	2	0.00
19	Khurda	67.73	115.93	0.00	183.66	109.16	59	74.50	0.00	30	43	73	45	28	3.57
20	Koraput	203.74	112.06	0.00	315.80	86.26	27	229.54	0.00	58	29	87	28	59	0.00
21	Malkangiri	105.38	0.00	0.00	105.38	0.00	0	105.38	0.00	0	0	0	0	0	0.00
22	Mayurbhanj	368.94	216.39	0.00	585.33	239.97	41	345.36	0.00	110	66	176	71	105	0.00
23	Nawarangpur	182.67	100.46	0.00	283.13	0.00	0	283.13	0.00	0	0	0	0	0	0.00
24	Nayagarh	0.00	168.62	0.00	168.62	20.06	12	148.56	0.00	0	6	6	6	0	0.00
25	Nuapada	98.36	54.10	0.00	152.46	104.56	69	47.90	0.00	33	0	33	12	21	0.00
26	Puri	231.85	127.51	0.00	359.36	150.60	42	208.76	0.00	0	45	45	35	10	0.00
27	Rayagada	154.56	85.01	0.00	239.57	96.17	40	143.40	10.28	0	68	68	40	28	0.00
28	Sambalpur	89.57	73.41	0.00	162.98	63.45	39	99.53	0.00	0	40	40	32	8	0.00
29	Subarnapur	21.50	0.00	0.00	21.50	21.50	100	0.00	0.00	0	0	0	0	0	0.00
30	Sundergarh	122.95	258.20	0.00	381.15	122.95	32	258.20	0.00	0	37	37	37	0	0.00
	Total	4147.50	3808.93	100.47	8056.90	2663.84	33	5393.06	20.78	516	842	1358	882	476	9.25

**Devolution of Funds to P.S. under award of 4th SFC (PS)
During the year 2016-17 upto the month of November'16**

Sl. No.	Name of the District	Financial Achievement (Rs. in lakhs)								Physical achievement					Road (in Km.) CC/BT/ Water Board Maccadom / earthen
		OB as on 01.4.2016	Grant Receipt (2016-17)	Other receipt (int. etc.) 2016-17	Total Funds	Expenditure incurred	% of Exp.	Balance	UC submitted	No. of projects			Project completed	Under progress	
										Spill Over	taken up	Total			
1	2	3	4	5	6	7	8	9	10	11	12	13	14	15	16
1	Angul	127.72	59.40	0.00	187.12	38.30	20	148.82	0.00	8	20	28	23	5	0.76
2	Balasore	401.16	496.88	0.00	898.04	124.76	14	773.28	0.00	38	62	100	60	40	0.00
3	Bargarh	86.51	0.00	0.00	86.51	86.51	100	0.00	0.00	37	0	37	37	0	2.60
4	Bhadrak	261.06	309.58	0.00	570.64	387.13	68	183.51	0.00	77	87	164	97	67	0.00
5	Balangir	88.40	216.49	0.81	305.70	239.88	78	65.82	0.00	0	112	112	87	25	0.00
6	Boudh	41.09	50.52	0.00	91.61	41.09	45	50.52	0.00	0	0	0	0	0	0.00
7	Cuttack	481.68	274.29	0.00	755.97	207.07	27	548.90	0.00	0	36	36	13	23	0.00
8	Deogarh	0.00	144.40	0.00	144.40	60.18	42	84.22	0.00	0	38	38	14	24	0.00
9	Dhenkanal	224.18	158.80	0.00	382.98	199.93	52	183.05	0.00	38	64	102	78	24	0.25
10	Gajapati	156.79	103.46	0.00	260.25	108.59	42	151.66	0.00	99	10	109	67	42	0.00
11	Ganjam	0.00	380.97	0.00	380.97	113.65	30	267.32	0.00	0	27	27	0	27	0.00
12	Jagatsinghpur	200.00	311.29	155.60	666.89	92.60	14	574.29	0.00	0	104	104	74	30	1.98
13	Jajpur	0.00	449.29	0.00	449.29	80.99	18	368.30	0.00	0	149	149	38	111	0.00
14	Jharsuguda	102.74	17.63	0.00	120.37	38.47	32	81.90	0.00	50	17	67	18	49	0.00
15	Kalahandi	436.45	218.15	0.00	654.60	218.79	33	435.81	0.00	0	89	89	89	0	0.00
16	Kandhamal	243.90	0.00	0.00	243.90	0.00	0	243.90	0.00	0	0	0	0	0	0.00
17	Kendrapada	300.01	368.92	0.00	668.93	263.95	39	404.98	0.00	24	436	460	352	108	0.00
18	Keonjhar	197.56	0.00	0.00	197.56	197.56	100	0.00	0.00	198	87	285	272	13	0.00
19	Khurda	59.94	66.56	0.00	126.50	65.78	52	60.72	0.00	48	41	89	70	19	2.17
20	Koraput	181.26	0.00	0.00	181.26	0.00	0	181.26	0.00	226	0	226	0	226	0.00
21	Malkangiri	173.30	0.00	0.00	173.30	0.00	0	173.30	0.00	0	0	0	0	0	0.00
22	Mayurbhanj	612.96	306.37	0.00	919.33	293.85	32	625.48	0.00	406	0	406	62	344	0.00
23	Nawarangpur	271.18	0.00	0.00	271.18	0.00	0	271.18	0.00	0	0	0	0	0	0.00
24	Nayagarh	274.01	151.96	0.00	425.97	96.35	23	329.62	0.00	0	22	22	11	11	0.00
25	Nuapada	123.90	86.62	0.00	210.52	140.84	67	69.68	0.00	20	10	30	20	10	0.00
26	Puri	329.77	184.46	0.00	514.23	216.40	42	297.83	0.00	18	45	63	42	21	0.00
27	Rayagada	129.10	10.43	0.00	139.53	79.18	57	60.35	10.23	0	38	38	26	12	0.00
28	Sambalpur	211.29	17.32	8.92	237.53	165.56	70	71.97	0.00	0	118	118	77	41	0.00
29	Subarnapur	134.04	87.06	0.00	221.10	179.93	81	41.17	0.00	0	70	70	13	57	0.00
30	Sundergarh	104.73	521.06	0.00	625.79	417.23	67	208.56	0.00	1	107	108	96	12	0.00
	Total	5954.73	4991.91	165.33	11111.97	4154.57	37	6957.40	10.23	1288	1789	3077	1736	1341	7.76

**Staff Quarters (P.S.) under the award of 4th SFC(P.S.)
During the year 2016-17 upto the month of November'16**

Sl. No.	Name of the District	Financial Achievement (Rs. in lakhs)								Physical achievement					Road (in Km.) CC/BT/ Water Board Maccadom / earthen
		OB as on 01.4.2016	Grant Receipt (2016-17)	Other receipt (int. etc.) 2016-17	Total Funds	Expenditure incurred	% of Exp.	Balance	UC submitted	No. of projects			Project completed	Under progress	
										Spill Over	taken up	Total			
1	2	3	4	5	6	7	8	9	10	11	12	13	14	15	16
1	Angul	24.84	0.00	0.00	24.84	2.50	10	22.34	0.00	1	5	6	0	6	
2	Balasore	60.00	233.00	0.00	293.00	0.00	0	293.00	0.00	0	0	0	0	0	
3	Bargarh	0.00	0.00	0.00	0.00	0.00	0	0.00	0.00	0	0	0	0	0	
4	Bhadrak	0.00	0.00	0.00	0.00	0.00	0	0.00	0.00	0	0	0	0	0	
5	Balangir	0.00	18.00	0.00	18.00	16.00	89	2.00	0.00	0	11	11	9	2	
6	Boudh	0.00	0.00	0.00	0.00	0.00	0	0.00	0.00	0	0	0	0	0	
7	Cuttack	74.81	0.00	0.00	74.81	17.55	23	57.26	0.00	0	0	0	0	0	
8	Deogarh	0.00	7.50	0.00	7.50	0.00	0	7.50	0.00	0	0	0	0	0	
9	Dhenkanal	14.00	0.00	0.00	14.00	5.50	39	8.50	0.00	0	1	1	0	1	
10	Gajapati	115.75	0.00	0.00	115.75	95.40	82	20.35	0.00	13	0	13	8	5	
11	Ganjam	287.00	0.00	0.00	287.00	0.00	0	287.00	0.00	0	0	0	0	0	
12	Jagatsinghpur	63.96	0.00	0.00	63.96	8.00	13	55.96	0.00	0	2	2	0	2	
13	Jajpur	81.00	0.00	0.00	81.00	24.00	30	57.00	0.00	0	10	10	3	7	
14	Jharsuguda	69.00	23.00	0.00	92.00	12.00	13	80.00	0.00	2	3	5	1	4	
15	Kalahandi	240.00	0.00	0.00	240.00	2.00	1	238.00	0.00	0	0	0	0	0	
16	Kandhamal	33.00	0.00	0.00	33.00	0.00	0	33.00	0.00	0	0	0	0	0	
17	Kendrapada	8.00	40.00	0.00	48.00	10.00	21	38.00	0.00	1	1	2	0	2	
18	Keonjhar	0.00	14.00	0.00	14.00	14.00	100	0.00	0.00	0	1	1	1	0	
19	Khurda	55.40	0.00	0.00	55.40	35.40	64	20.00	0.00	9	0	9	5	4	
20	Koraput	229.00	0.00	0.00	229.00	9.70	4	219.30	0.00	14	0	14	0	14	
21	Malkangiri	18.00	0.00	0.00	18.00	0.00	0	18.00	0.00	0	0	0	0	0	
22	Mayurbhanj	148.00	0.00	0.00	148.00	85.42	58	62.58	0.00	10	2	12	3	9	
23	Nawarangpur	22.96	184.04	0.00	207.00	0.00	0	207.00	0.00	0	0	0	0	0	
24	Nayagarh	0.00	42.00	0.00	42.00	23.00	55	19.00	0.00	0	2	2	1	1	
25	Nuapada	36.00	0.00	0.00	36.00	0.00	0	36.00	0.00	2	0	2	0	2	
26	Puri	27.00	0.00	0.00	27.00	5.00	19	22.00	0.00	0	3	3	0	3	
27	Rayagada	13.20	15.42	0.00	28.62	1.29	5	27.33	0.00	0	1	1	0	1	
28	Sambalpur	60.00	0.00	0.00	60.00	19.00	32	41.00	0.00	0	20	20	1	19	
29	Subarnapur	53.00	0.00	0.00	53.00	39.20	74	13.80	0.00	0	8	8	1	7	
30	Sundergarh	225.00	0.00	0.00	225.00	143.00	64	82.00	0.00	0	20	20	1	19	
	Total	1958.92	576.96	0.00	2535.88	567.96	22	1967.92	0.00	52	90	142	34	108	

**Grants to P.S. towards Salary of Computer Programmers (P.S.)
During the year 2016-17 upto the month of November'16**

Sl. No.	Name of the District	Financial Achievement (Rs. in lakhs)								Physical achievement				
		OB as on 01.4.2016	Grant Receipt (2016-17)	Other receipt (int. etc.) 2016-17	Total Funds	Expenditure incurred	% of Exp.	Balance	UC submitted	No. of Projects			Project completed	Under progress
										Spill Over	taken up	Total		
1	2	3	4	5	6	7	8	9	10	11	12	13	14	15
1	Angul	0.00	0.00	0.00	0.00	0.00	0	0.00	0.00	0	0	0	0	0
2	Balasore	12.24	0.00	0.00	12.24	1.11	9	11.13	0.00	0	0	0	0	0
3	Bargarh	0.00	0.00	0.00	0.00	0.00	0	0.00	0.00	0	0	0	0	0
4	Bhadrak	0.00	0.00	0.00	0.00	0.00	0	0.00	0.00	0	0	0	0	0
5	Balangir	0.00	6.68	1.11	7.79	7.79	100	0.00	0.00	0	0	0	0	0
6	Boudh	0.00	0.00	0.00	0.00	0.00	0	0.00	0.00	0	0	0	0	0
7	Cuttack	0.00	0.00	0.00	0.00	0.00	0	0.00	0.00	0	0	0	0	0
8	Deogarh	0.00	2.23	0.00	2.23	2.23	100	0.00	0.00	0	0	0	0	0
9	Dhenkanal	0.00	0.00	0.00	0.00	0.00	0	0.00	0.00	0	0	0	0	0
10	Gajapati	4.29	0.00	0.00	4.29	4.29	100	0.00	0.00	0	7	7	7	0
11	Ganjam	25.60	0.00	0.00	25.60	10.00	39	15.60	0.00	0	0	0	0	0
12	Jagatsinghpur	0.00	1.11	0.00	1.11	1.11	100	0.00	0.00	0	0	0	0	0
13	Jajpur	12.24	0.00	0.00	12.24	12.24	100	0.00	0.00	0	0	0	0	0
14	Jharsuguda	3.34	5.55	0.00	8.89	0.27	3	8.62	0.00	0	0	0	0	0
15	Kalahandi	15.58	0.00	0.00	15.58	13.35	86	2.23	0.00	0	0	0	0	0
16	Kandhamal	1.11	0.00	0.00	1.11	1.11	100	0.00	0.00	0	0	0	0	0
17	Kendrapada	0.00	0.00	0.00	0.00	0.00	0	0.00	0.00	0	0	0	0	0
18	Keonjhar	0.00	0.00	0.00	0.00	0.00	0	0.00	0.00	0	0	0	0	0
19	Khurda	0.00	0.00	0.00	0.00	0.00	0	0.00	0.00	0	0	0	0	0
20	Koraput	0.00	0.00	0.00	0.00	0.00	0	0.00	0.00	0	0	0	0	0
21	Malkangiri	2.39	6.51	0.00	8.90	0.00	0	8.90	0.00	0	0	0	0	0
22	Mayurbhanj	0.00	0.00	0.00	0.00	0.00	0	0.00	0.00	0	0	0	0	0
23	Nawarangpur	11.13	0.00	0.00	11.13	0.00	0	11.13	0.00	0	0	0	0	0
24	Nayagarh	0.00	1.12	0.00	1.12	1.12	100	0.00	0.00	0	0	0	0	0
25	Nuapada	0.00	0.00	0.00	0.00	0.00	0	0.00	0.00	0	0	0	0	0
26	Puri	0.00	0.00	0.00	0.00	0.00	0	0.00	0.00	0	0	0	0	0
27	Rayagada	1.11	0.00	0.00	1.11	1.11	100	0.00	0.00	0	0	0	0	0
28	Sambalpur	0.00	20.07	0.00	20.07	19.93	99	0.14	0.00	0	0	0	0	0
29	Subarnapur	3.42	3.00	0.00	6.42	6.42	100	0.00	0.00	0	6	6	6	0
30	Sundergarh	20.03	0.00	0.00	20.03	0.00	0	20.03	0.00	0	0	0	0	0
Total		112.48	46.27	1.11	159.86	82.08	51	77.78	0.00	0	13	13	13	0

**Devolution of Funds to G.P. under award of 4th SFC (GP)
During the year 2016-17 upto the month of November'16**

Sl. No.	Name of the District	Financial Achievement (Rs. in lakhs)							Physical achievement						Road (in Km.) CC/BT/ Water Board Maccadom/ earthen
		OB as on 1.4.2016	Grant Released	Other received (int. etc.)	Total Funds	Expenditure incurred	% of Exp.	Balance	UC submitted	No. of projects			Project completed	Under progress	
										Spill Over	taken up	Total			
1	2	3	4	5	6	7	8	9	10	12	13	14	15	16	17
1	Angul	862.53	267.58	0.00	1130.11	564.08	50	566.03	0.00	139	335	474	244	230	0.00
2	Balasore	1780.02	1839.78	0.00	3619.80	813.29	22	2806.51	0.00	29	760	789	460	329	0.00
3	Bargarh	333.67	666.23	0.00	999.90	375.90	38	624.00	0.00	123	0	436	236	200	0.00
4	Bhadrak	588.63	904.63	0.00	1493.26	1152.00	77	341.26	0.00	140	132	272	211	61	0.00
5	Balangir	1109.03	562.43	2.94	1674.40	1193.77	71	480.63	0.00	0	740	740	740	0	0.00
6	Boudh	135.39	187.68	0.00	323.07	135.39	42	187.68	0.00	0	0	0	0	0	0.00
7	Cuttack	598.76	951.82	0.00	1550.58	492.13	32	1058.45	0.00	0	337	337	197	140	0.00
8	Deogarh	291.80	176.47	0.00	468.27	108.52	23	359.75	0.00	60	17	77	24	53	0.00
9	Dhenkanal	867.14	541.03	0.00	1408.17	904.90	64	503.27	0.00	238	347	585	439	146	2.70
10	Gajapati	690.41	373.69	0.00	1064.10	690.50	65	373.60	0.00	110	74	184	140	44	0.00
11	Ganjam	3523.80	0.00	0.00	3523.80	135.23	4	3388.57	0.00	0	14	14	1	13	0.00
12	Jagatsinghpur	100.00	1055.26	0.00	1155.26	256.50	22	898.76	0.00	0	174	174	107	67	2.50
13	Jajpur	812.43	784.34	0.00	1596.77	1204.00	75	392.77	0.00	0	280	280	212	68	0.00
14	Jharsuguda	348.48	113.11	0.03	461.62	138.57	30	323.05	0.00	61	53	114	56	58	0.00
15	Kalahandi	1528.72	764.09	0.00	2292.81	692.56	30	1600.25	0.00	0	362	362	361	1	0.00
16	Kandhamal	583.81	336.88	0.00	920.69	410.68	45	510.01	0.00	0	284	284	200	84	0.00
17	Kendrapada	1079.99	1310.42	0.00	2390.41	647.40	27	1743.01	0.00	34	1011	1045	527	518	0.00
18	Keonjhar	948.24	0.00	0.00	948.24	948.24	100	0.00	0.00	758	572	1330	886	444	0.00
19	Khurda	455.36	121.62	0.00	576.98	381.03	66	195.95	0.00	181	119	300	228	206	11.91
20	Koraput	1338.40	0.00	0.00	1338.40	808.38	60	530.02	0.00	452	0	452	0	452	0.00
21	Malkangiri	302.48	308.71	0.00	611.19	123.03	20	488.16	0.00	0	190	190	57	133	0.00
22	Mayurbhanj	2639.83	1319.72	0.00	3959.55	488.44	12	3471.11	0.00	382	0	382	82	300	0.00
23	Nawarangpur	1130.11	0.00	0.00	1130.11	949.07	84	181.04	0.00	408	281	689	530	159	0.00
24	Nayagarh	947.56	473.79	0.00	1421.35	4.13	0	1417.22	0.00	0	1	1	1	0	0.00
25	Nuapada	437.75	437.97	0.00	875.72	634.26	72	241.46	0.00	44	190	234	154	80	0.00
26	Puri	1320.58	679.15	0.00	1999.73	1090.30	55	909.43	0.00	114	210	324	256	68	0.00
27	Rayagada	1061.44	284.84	0.00	1346.28	424.48	32	921.80	0.00	0	559	559	300	259	0.00
28	Sambalpur	350.00	434.39	45.08	829.47	429.51	52	399.96	0.00	0	631	631	270	361	0.00
29	Subarnapur	501.65	41.68	0.00	543.33	325.40	60	217.93	0.00	0	57	57	1	56	0.00
30	Sundergarh	975.57	1614.21	0.00	2589.78	1562.00	60	1027.78	0.00	0	0	0	0	0	0.00
	Total	27643.58	16551.52	48.05	44243.15	18083.69	41	26159.46	0.00	3273	7730	11003	6920	4083	17.11

**Grants for Creation of Capital Assets of G.P. for Revenue Generation (GP)
During the year 2016-17 upto the month of November'16**

Sl. No.	Name of the District	Financial Achievement (Rs. in lakhs)								Physical achievement					Road (in Km.) CC/BT/ Water Board Maccadom/ earthen
		OB as on 01.4.2016	Grant Released	Other received (int. etc.)	Total Funds	Expenditure incurred	% of Exp.	Balance	UC submitted	No. of projects			Project completed	Under progress	
										Spill Over	taken up	Total			
1	2	3	4	5	6	7	8	9	10	12	13	14	15	16	17
1	Angul	220.00	124.00	0.00	344.00	119.80	35	224.20	0.00	0	40	40	10	30	0.00
2	Balasore	510.00	0.00	0.00	510.00	96.88	19	413.12	0.00	0	66	66	8	58	0.00
3	Bargarh	77.79	0.00	0.00	77.79	77.79	100	0.00	0.00	88	0	88	88	0	0.00
4	Bhadrak	0.00	0.00	0.00	0.00	0.00	0	0.00	0.00	0	0	0	0	0	0.00
5	Balangir	137.79	105.21	0.00	243.00	0.00	0	243.00	0.00	0	6	6	0	6	0.00
6	Boudh	50.00	0.00	0.00	50.00	50.00	100	0.00	0.00	0	0	0	0	0	0.00
7	Cuttack	222.51	570.00	0.00	792.51	285.88	36	506.63	0.00	0	200	200	110	90	0.00
8	Deogarh	0.00	100.00	0.00	100.00	28.35	28	71.65	0.00	0	12	12	5	7	0.00
9	Dhenkanal	308.75	0.00	0.00	308.75	140.78	46	167.97	0.00	15	19	34	12	22	0.00
10	Gajapati	245.30	29.50	0.00	274.80	240.75	88	34.05	0.00	15	13	28	20	8	0.00
11	Ganjam	1450.00	0.00	0.00	1450.00	223.15	15	1226.85	0.00	0	0	0	0	0	0.00
12	Jagatsinghpur	0.00	270.00	0.00	270.00	0.00	0	270.00	0.00	0	9	9	0	9	0.00
13	Jajpur	640.00	0.00	0.00	640.00	550.00	86	90.00	0.00	0	19	19	10	9	0.00
14	Jharsuguda	50.00	50.00	10.00	110.00	22.00	20	88.00	0.00	5	0	5	0	5	0.00
15	Kalahandi	0.00	400.00	0.00	400.00	125.33	31	274.67	0.00	0	110	110	71	39	0.00
16	Kandhamal	116.00	40.00	0.00	156.00	28.66	18	127.34	0.00	0	14	14	7	7	0.00
17	Kendrapada	272.00	50.00	0.00	322.00	91.00	28	231.00	0.00	38	5	43	10	33	0.00
18	Keonjhar	460.00	0.00	0.00	460.00	260.30	57	199.70	0.00	49	0	49	0	49	0.00
19	Khurda	103.93	0.00	0.00	103.93	57.93	56	46.00	0.00	19	4	23	13	10	0.00
20	Koraput	380.00	0.00	0.00	380.00	110.45	29	269.55	0.00	36	0	36	4	32	0.00
21	Malkangiri	230.00	12.54	0.00	242.54	3.88	2	238.66	0.00	0	25	25	0	25	0.00
22	Mayurbhanj	426.00	0.00	0.00	426.00	0.00	0	426.00	0.00	382	0	382	0	382	0.00
23	Nawarangpur	0.00	240.00	0.00	240.00	148.59	62	91.41	0.00	0	44	44	1	43	0.00
24	Nayagarh	250.00	148.99	0.00	398.99	0.00	0	398.99	0.00	0	0	0	0	0	0.00
25	Nuapada	210.00	0.00	0.00	210.00	0.00	0	210.00	0.00	19	0	19	0	19	0.00
26	Puri	600.00	0.00	0.00	600.00	390.60	65	209.40	0.00	0	48	48	36	12	0.00
27	Rayagada	252.00	2.00	0.00	254.00	15.18	6	238.82	0.00	0	30	30	5	25	0.00
28	Sambalpur	0.00	176.00	0.01	176.01	7.00	4	169.01	0.00	0	15	15	0	15	0.00
29	Subarnapur	148.00	77.00	0.00	225.00	152.60	68	72.40	0.00	0	3	3	0	3	0.00
30	Sundergarh	410.00	0.00	0.00	410.00	30.00	7	380.00	0.00	0	7	7	0	7	0.00
	Total	7770.07	2395.24	10.01	10175.32	3256.90	32	6918.42	0.00	666	689	1355	410	945	0.00

**Maintanance of Capital Assets of G.P.
During the year 2016-17 upto the month of November'16**

Sl. No.	Name of the District	Financial Ahiement (Rs. in lakhs)								Physical achievement					Road (in Km.) CC/BT/ Water Board Maccadom/
		OB as on 1.4.2016	Grant Released	Other received (int. etc.)	Total Funds	Expenditure incurred	% of Exp.	Balance	UC submitted	No. of projects			Project completed	Under progress	
										Spill Over	taken up	Total			
1	2	3	4	5	6	7	8	9	10	12	13	14	15	16	17
1	Angul	0.10	20.00	0.00	20.10	3.00	15	17.10	0.00	0	3	3	0	3	0.00
2	Balasore	198.00	0.00	0.00	198.00	36.82	19	161.18	0.00	0	66	66	11	55	0.00
3	Bargarh	35.00	0.00	0.00	35.00	35.00	100	0.00	0.00	17	0	17	17	0	0.00
4	Bhadrak	0.00	0.00	0.00	0.00	0.00	0	0.00	0.00	0	0	0	0	0	0.00
5	Balangir	0.00	57.00	0.00	57.00	29.00	51	28.00	0.00	0	11	11	5	6	0.00
6	Boudh	94.00	0.00	0.00	94.00	94.00	100	0.00	0.00	0	0	0	0	0	0.00
7	Cuttack	55.57	0.00	0.00	55.57	15.96	29	39.61	0.00	0	19	19	19	0	0.00
8	Deogarh	0.00	36.00	0.00	36.00	8.00	22	28.00	0.00	0	4	4	0	4	0.00
9	Dhenkanal	0.00	139.50	0.00	139.50	36.25	26	103.25	0.00	0	10	10	1	9	0.00
10	Gajapati	0.00	0.00	0.00	0.00	0.00	0	0.00	0.00	0	0	0	0	0	0.00
11	Ganjam	0.00	0.00	0.00	0.00	0.00	0	0.00	0.00	0	0	0	0	0	0.00
12	Jagatsinghpur	0.00	178.00	0.00	178.00	0.00	0	178.00	0.00	0	2	2	0	2	0.00
13	Jajpur	162.50	0.00	0.00	162.50	112.50	69	50.00	0.00	0	15	15	11	4	0.00
14	Jharsuguda	0.00	6.00	0.00	6.00	0.00	0	6.00	0.00	0	0	0	0	0	0.00
15	Kalahandi	113.50	0.00	0.00	113.50	31.50	28	82.00	0.00	0	41	41	14	27	0.00
16	Kandhamal	44.00	0.00	0.00	44.00	0.00	0	44.00	0.00	0	0	0	0	0	0.00
17	Kendrapada	189.00	0.00	0.00	189.00	71.00	38	118.00	0.00	0	13	13	0	13	0.00
18	Keonjhar	0.00	0.00	0.00	0.00	0.00	0	0.00	0.00	0	0	0	0	0	0.00
19	Khurda	0.00	0.00	0.00	0.00	0.00	0	0.00	0.00	0	0	0	0	0	0.00
20	Koraput	0.00	0.00	0.00	0.00	0.00	0	0.00	0.00	0	0	0	0	0	0.00
21	Malkangiri	0.00	0.00	0.00	0.00	0.00	0	0.00	0.00	0	0	0	0	0	0.00
22	Mayurbhanj	223.00	0.00	0.00	223.00	29.09	13	193.91	0.00	23	5	28	3	25	0.00
23	Nawarangpur	60.00	20.00	0.00	80.00	61.53	77	18.47	0.00	0	82	82	18	64	0.00
24	Nayagarh	0.00	633.00	0.00	633.00	0.00	0	633.00	0.00	0	0	0	0	0	0.00
25	Nuapada	30.00	0.00	0.00	30.00	0.00	0	30.00	0.00	7	0	7	0	7	0.00
26	Puri	88.00	0.00	0.00	88.00	35.15	40	52.85	0.00	0	18	18	15	3	0.00
27	Rayagada	15.82	10.00	0.00	25.82	0.00	0	25.82	0.00	0	16	16	0	16	0.00
28	Sambalpur	0.00	6.00	0.00	6.00	0.00	0	6.00	0.00	0	3	3	0	3	0.00
29	Subarnapur	123.00	0.00	0.00	123.00	60.80	49	62.20	0.00	0	0	0	0	0	0.00
30	Sundergarh	121.00	0.00	0.00	121.00	80.00	66	41.00	0.00	0	0	0	0	0	0.00
	Total	1552.49	1105.50	0.00	2657.99	739.60	28	1918.39	0.00	47	308	355	114	241	0.00

**Street Lighting (Grants for creation of Capital Assets) (GP)
During the year 2016-17 upto the month of November'16**

Sl. No.	Name of the District	Financial Achievement (Rs. in lakhs)								Physical achievement					Road (in Km.) CC/BT/ Water Board Maccadom/ earthen
		OB as on 01.4.2016	Grant Released	Other received (int. etc.)	Total Funds	Expenditure incurred	% of Exp.	Balance	UC submitted	No. of projects			Project completed	Under progress	
										Spill Over	taken up	Total			
1	2	3	4	5	6	7	8	9	10	12	13	14	15	16	17
1	Angul	58.17	28.05	0.00	86.22	3.17	4	83.05	0.00	0	0	0	0	0	0.00
2	Balasore	58.18	0.00	0.00	58.18	1.60	3	56.58	0.00	2	2	4	4	0	0.00
3	Bargarh	54.82	0.00	0.00	54.82	0.00	0	54.82	0.00	198	0	198	0	198	0.00
4	Bhadrak	0.00	0.00	0.00	0.00	0.00	0	0.00	0.00	0	0	0	0	0	0.00
5	Balangir	73.94	110.56	0.00	184.50	8.00	4	176.50	0.00	0	23	23	3	20	0.00
6	Boudh	0.00	0.00	0.00	0.00	0.00	0	0.00	0.00	0	0	0	0	0	0.00
7	Cuttack	0.00	140.22	0.00	140.22	0.00	0	140.22	0.00	0	0	0	0	0	0.00
8	Deogarh	0.00	24.77	0.00	24.77	0.00	0	24.77	0.00	0	16	16	0	16	0.00
9	Dhenkanal	81.72	0.00	0.00	81.72	0.00	0	81.72	0.00	0	0	0	0	0	0.00
10	Gajapati	25.97	0.00	0.00	25.97	22.07	85	3.90	0.00	0	25	25	20	5	0.00
11	Ganjam	0.00	0.00	0.00	0.00	0.00	0	0.00	0.00	0	0	0	0	0	0.00
12	Jagatsinghpur	0.00	80.08	0.00	80.08	0.00	0	80.08	0.00	0	5	5	0	5	0.00
13	Jajpur	115.57	0.00	0.00	115.57	75.00	65	40.57	0.00	0	0	0	0	0	0.00
14	Jharsuguda	20.67	1.84	0.00	22.51	0.00	0	22.51	0.00	0	3	3	0	3	0.00
15	Kalahandi	112.27	0.00	0.00	112.27	0.00	0	112.27	0.00	0	0	0	0	0	0.00
16	Kandhamal	62.74	0.00	0.00	62.74	0.00	0	62.74	0.00	0	0	0	0	0	0.00
17	Kendrapada	94.94	0.00	0.00	94.94	61.64	65	33.30	0.00	0	230	230	0	230	0.00
18	Keonjhar	118.06	0.00	0.00	118.06	0.00	0	118.06	0.00	286	0	286	0	286	0.00
19	Khurda	48.48	0.00	0.00	48.48	15.11	31	33.37	0.00	101	8	109	34	75	0.00
20	Koraput	47.79	0.00	0.00	47.79	0.00	0	47.79	0.00	226	0	226	0	226	0.00
21	Malkangiri	0.00	32.19	0.00	32.19	0.00	0	32.19	0.00	0	13	13	0	13	0.00
22	Mayurbhanj	157.68	0.00	0.00	157.68	0.00	0	157.68	0.00	382	0	382	0	382	0.00
23	Nawarangpur	69.76	0.00	0.00	69.76	47.38	68	22.38	0.00	0	270	270	1	269	0.00
24	Nayagarh	73.06	0.00	0.00	73.06	0.00	0	73.06	0.00	0	0	0	0	0	0.00
25	Nuapada	33.44	11.14	0.00	44.58	16.25	36	28.33	0.00	0	29	29	6	23	0.00
26	Puri	94.94	0.00	0.00	94.94	68.80	72	26.14	0.00	0	32	32	18	14	0.00
27	Rayagada	56.07	0.00	0.00	56.07	3.58	6	52.49	0.00	0	31	31	3	28	0.00
28	Sambalpur	0.00	99.89	0.00	99.89	5.78	6	94.11	0.00	0	62	62	0	62	0.00
29	Subarnapur	39.63	43.64	0.00	83.27	71.16	85	12.11	0.00	0	0	0	0	0	0.00
30	Sundergarh	107.32	0.00	0.00	107.32	0.00	0	107.32	0.00	0	0	0	0	0	0.00
Total		1605.22	572.38	0.00	2177.60	399.54	18	1778.06	0.00	1195	749	1944	89	1855	0.00

**Construction of Staff Quarters G.P.
During the year 2016-17 upto the month of November'16**

Sl. No.	Name of the District	Financial Achievement (Rs. in lakhs)							Physical achievement					
		OB as on 01.4.2016	Grant Released	Other received (int. etc.)	Total Funds	Expenditure incurred	% of Exp.	Balance	UC submitted	No. of projects			Project completed	Under progress
										Spill Over	taken up	Total		
1	2	3	4	5	6	7	8	9	10	12	13	14	15	16
1	Angul	32.50	19.50	0.00	52.00	17.60	34	34.40	0.00	0	7	7	2	5
2	Balasore	91.00	0.00	0.00	91.00	14.19	16	76.81	0.00	0	3	3	0	3
3	Bargarh	21.00	78.00	0.00	99.00	15.00	15	84.00	0.00	12	0	12	0	12
4	Bhadrak	0.00	84.50	0.00	84.50	0.00	0	84.50	0.00	0	0	0	0	0
5	Balangir	39.30	51.20	0.00	90.50	4.50	5	86.00	0.00	0	19	19	12	7
6	Boudh	0.00	0.00	0.00	0.00	0.00	0	0.00	0.00	0	0	0	0	0
7	Cuttack	7.53	0.00	0.00	7.53	6.50	86	1.03	0.00	0	6	6	0	6
8	Deogarh	0.00	19.50	0.00	19.50	10.25	53	9.25	0.00	0	4	4	1	3
9	Dhenkanal	110.50	312.00	0.00	422.50	45.00	11	377.50	0.00	9	10	19	4	15
10	Gajapati	133.80	0.00	0.00	133.80	120.50	90	13.30	0.00	16	10	26	19	7
11	Ganjam	149.50	0.00	0.00	149.50	74.12	50	75.38	0.00	0	0	0	0	0
12	Jagatsinghpur	20.00	52.00	0.00	72.00	15.00	21	57.00	0.00	0	4	4	1	3
13	Jajpur	130.00	13.00	0.00	143.00	70.00	49	73.00	0.00	0	20	20	6	14
14	Jharsuguda	12.50	6.50	0.00	19.00	0.00	0	19.00	0.00	1	0	1	0	1
15	Kalahandi	97.50	0.00	0.00	97.50	34.70	36	62.80	0.00	0	11	11	2	9
16	Kandhamal	110.50	130.00	0.00	240.50	0.00	0	240.50	0.00	0	0	0	0	0
17	Kendrapada	65.00	136.00	0.00	201.00	60.00	30	141.00	0.00	0	52	52	12	40
18	Keonjhar	110.50	0.00	0.00	110.50	56.20	51	54.30	0.00	17	0	17	0	17
19	Khurda	44.59	13.00	0.00	57.59	22.09	38	35.50	0.00	9	2	11	5	6
20	Koraput	182.00	0.00	0.00	182.00	43.50	24	138.50	0.00	11	0	11	1	10
21	Malkangiri	91.00	0.00	0.00	91.00	3.67	4	87.33	0.00	51	0	51	0	51
22	Mayurbhanj	396.50	0.00	0.00	396.50	87.10	22	309.40	0.00	61	0	61	3	58
23	Nawarangpur	91.00	0.00	0.00	91.00	15.06	17	75.94	0.00	1	31	32	0	32
24	Nayagarh	52.00	0.00	0.00	52.00	0.00	0	52.00	0.00	0	0	0	0	0
25	Nuapada	97.50	32.50	0.00	130.00	56.36	43	73.64	0.00	20	0	20	2	18
26	Puri	91.00	0.00	0.00	91.00	8.50	9	82.50	0.00	0	5	5	3	2
27	Rayagada	104.00	6.50	0.00	110.50	3.00	3	107.50	0.00	0	12	12	0	12
28	Sambalpur	48.93	75.57	0.10	124.60	0.10	0	124.50	0.00	0	16	16	0	16
29	Subarnapur	42.51	9.98	0.00	52.49	21.60	41	30.89	0.00	0	0	0	0	0
30	Sundergarh	221.00	221.00	0.00	442.00	52.00	12	390.00	0.00	0	34	34	0	34
	Total	2593.16	1260.75	0.10	3854.01	856.54	22	2997.47	0.00	208	246	454	73	381

**Own Source of Revenue collected by GP
During the year 2016-17 upto the month of November'16**

Sl. No.	Name of the District	Financial Ahiement (Rs. in lakhs)							Physical achievement						Road (in Km.) CC/BT/ Water Board Maccadom/ earthen
		OB as on 01.4.2016	Grant Released	Other received (int. etc.)	Total Funds	Expenditure incurred	% of Exp.	Balance	UC submitted	No. of projects			Project completed	Under progress	
										Spill Over	taken up	Total			
1	2	3	4	5	6	7	8	9	10	12	13	14	15	16	17
1	Angul	16.63	0.00	0.00	16.63	9.00	54	7.63	0.00	0	0	0	0	0	0.00
2	Balasore	0.00	10.60	0.00	10.60	3.73	35	6.87	0.00	0	1	1	0	1	0.00
3	Bargarh	0.00	0.00	0.00	0.00	0.00	###	0.00	0.00	0	0	0	0	0	0.00
4	Bhadrak	14.05	0.00	0.00	14.05	0.00	0	14.05	0.00	0	0	0	0	0	0.00
5	Balangir	44.85	86.29	26.95	158.09	137.76	87	20.33	0.00	0	76	76	71	5	0.00
6	Boudh	0.00	0.00	0.00	0.00	0.00	###	0.00	0.00	0	0	0	0	0	0.00
7	Cuttack	0.00	0.00	0.00	0.00	0.00	###	0.00	0.00	0	0	0	0	0	0.00
8	Deogarh	0.00	0.00	0.00	0.00	0.00	###	0.00	0.00	0	0	0	0	0	0.00
9	Dhenkanal	28.56	0.00	8.26	36.82	10.62	29	26.20	0.00	0	0	0	0	0	0.00
10	Gajapati	60.50	0.00	0.00	60.50	30.20	50	30.30	0.00	0	15	15	5	10	0.00
11	Ganjam	0.00	0.00	0.00	0.00	0.00	###	0.00	0.00	0	0	0	0	0	0.00
12	Jagatsinghpur	0.00	0.00	0.00	0.00	0.00	###	0.00	0.00	0	0	0	0	0	0.00
13	Jajpur	65.00	0.00	0.00	65.00	55.00	85	10.00	0.00	0	5	5	4	1	0.00
14	Jharsuguda	14.41	0.35	0.21	14.97	14.97	100	0.00	0.00	0	10	10	7	3	0.00
15	Kalahandi	0.00	0.00	0.00	0.00	0.00	###	0.00	0.00	0	0	0	0	0	0.00
16	Kandhamal	0.00	0.00	0.00	0.00	0.00	###	0.00	0.00	0	0	0	0	0	0.00
17	Kendrapada	0.00	0.00	0.00	0.00	0.00	###	0.00	0.00	0	0	0	0	0	0.00
18	Keonjhar	0.00	0.00	0.00	0.00	0.00	###	0.00	0.00	0	0	0	0	0	0.00
19	Khurda	3.28	0.00	0.00	3.28	3.28	100	0.00	0.00	0	3	3	3	0	0.00
20	Koraput	0.00	0.00	0.00	0.00	0.00	###	0.00	0.00	0	0	0	0	0	0.00
21	Malkangiri	3.28	0.00	0.00	3.28	0.00	0	3.28	0.00	0	0	0	0	0	0.00
22	Mayurbhanj	0.00	0.00	0.00	0.00	0.00	###	0.00	0.00	0	0	0	0	0	0.00
23	Nawarangpur	0.00	1.55	0.00	1.55	1.55	100	0.00	0.00	0	26	26	26	0	0.00
24	Nayagarh	0.00	0.00	0.00	0.00	0.00	###	0.00	0.00	0	0	0	0	0	0.00
25	Nuapada	0.00	0.00	0.00	0.00	0.00	###	0.00	0.00	0	0	0	0	0	0.00
26	Puri	0.00	0.00	0.00	0.00	0.00	###	0.00	0.00	0	0	0	0	0	0.00
27	Rayagada	6.16	3.30	5.26	14.72	4.94	34	9.78	0.00	0	2	2	2	0	0.00
28	Sambalpur	0.00	86.12	1.48	87.60	5.32	6	82.28	0.00	0	46	46	15	31	0.00
29	Subarnapur	0.00	72.49	0.00	72.49	50.20	69	22.29	0.00	0	15	15	3	12	0.00
30	Sundergarh	0.00	0.00	0.00	0.00	0.00	###	0.00	0.00	0	0	0	0	0	0.00
	Total	256.72	260.70	42.16	559.58	326.57	58	233.01	0.00	0	199	199	136	63	0.00

**ABSTRACT REPORT OF FINANCIAL AND PHYSICAL ACHIEVEMENT UNDER Non-CFC & 4th SFC
During the year 2016-17 upto the month of November'16**

Sl. No.	Name of the District	Financial Achievement (Rs. in lakhs)								Physical achievement					Road (in Km.) CC/BT/ Water Board Maccadom/ earthen
		OB as on 01.4.2016	Grant Released	Other received (int. etc.)	Total Funds	Expenditure incurred	% of Exp.	Balance	UC submitted	No. of projects			Project completed	Under progress	
										Spill Over	taken up	Total			
1	2	3	4	5	6	7	8	9	10	11	12	13	14	15	16
1	Angul	26.00	11.00	0.00	37.00	11.00	30	26.00	0.00	0	4	4	2	2	0.00
2	Balasore	184.50	159.00	0.00	343.50	28.00	8	315.50	0.00	13	31	44	32	12	0.00
3	Bargarh	35.00	159.00	0.00	194.00	76.50	39	117.50	0.00	13	0	13	13	0	0.00
4	Bhadrak	8.77	379.75	0.00	388.52	254.52	66	134.00	0.00	2	197	199	148	51	0.00
5	Balangir	3.00	101.50	0.00	104.50	74.50	71	30.00	0.00	0	38	38	27	11	0.00
6	Boudh	12.50	0.00	0.00	12.50	12.50	100	0.00	0.00	0	0	0	0	0	0.00
7	Cuttack	94.00	58.00	0.00	152.00	36.00	24	116.00	0.00	0	55	55	12	43	0.00
8	Deogarh	21.50	48.55	0.00	70.05	31.50	45	38.55	0.00	0	12	12	9	3	0.00
9	Dhenkanal	75.50	143.60	0.00	219.10	54.50	25	164.60	0.00	60	11	71	10	61	0.00
10	Gajapati	0.00	149.00	0.00	149.00	95.70	64	53.30	0.00	0	50	50	30	20	0.00
11	Ganjam	235.95	874.95	0.00	1110.90	77.28	7	1033.62	0.00	14	0	14	0	14	0.00
12	Jagatsinghpur	0.00	138.00	96.00	234.00	18.00	8	216.00	0.00	0	25	25	15	10	0.00
13	Jajpur	0.00	0.00	0.00	0.00	0.00	###	0.00	0.00	0	0	0	0	0	0.00
14	Jharsuguda	50.00	17.00	0.00	67.00	44.00	66	23.00	0.00	9	6	15	13	2	0.00
15	Kalahandi	0.00	369.85	0.00	369.85	90.50	24	279.35	0.00	0	39	39	36	3	0.00
16	Kandhamal	66.00	35.00	0.00	101.00	5.00	5	96.00	0.00	0	0	0	0	0	0.00
17	Kendrapada	85.39	40.00	0.00	125.39	49.50	39	75.89	0.00	0	265	265	0	265	0.00
18	Keonjhar	65.00	36.00	0.00	101.00	44.00	44	57.00	0.00	4	24	28	27	1	0.00
19	Khurda	46.10	179.50	0.00	225.60	36.50	16	189.10	0.00	23	22	45	17	28	0.61
20	Koraput	89.00	0.00	0.00	89.00	48.00	54	41.00	0.00	27	8	35	7	28	0.00
21	Malkangiri	108.00	0.00	0.00	108.00	0.00	0	108.00	0.00	0	0	0	0	0	0.00
22	Mayurbhanj	104.00	185.50	0.00	289.50	228.00	79	61.50	0.00	37	25	62	31	31	0.00
23	Nawarangpur	0.00	48.50	0.00	48.50	17.00	35	31.50	0.00	0	0	0	0	0	0.00
24	Nayagarh	0.00	110.00	0.00	110.00	58.25	53	51.75	0.00	0	32	32	21	11	0.00
25	Nuapada	94.17	48.83	0.00	143.00	125.00	87	18.00	0.00	0	94	94	2	92	0.00
26	Puri	0.00	334.00	0.00	334.00	190.50	57	143.50	0.00	0	62	62	32	30	0.00
27	Rayagada	0.00	148.00	5.50	153.50	108.50	71	45.00	0.00	0	56	56	48	8	0.00
28	Sambalpur	0.00	177.43	0.00	177.43	116.81	66	60.62	0.00	0	111	111	87	24	0.00
29	Subarnapur	68.00	144.60	0.00	212.60	180.35	85	32.25	0.00	0	41	41	24	17	0.00
30	Sundergarh	243.50	205.00	0.00	448.50	448.50	100	0.00	0.00	0	42	42	42	0	0.00
	Total	1715.88	4301.56	101.50	6118.94	2560.41	42	3558.53	0.00	202	1250	1452	685	767	0.61

**Maintenance of Roads & Bridges (Panchayat Roads) (ZP & PS)
During the year 2016-17 upto the month of November'16**

Sl. No.	Name of the District	Financial Achievement (Rs. in lakhs)							Physical achievement					Road (in Km.) CC/BT/ Water Board Maccadom/ earthen	
		OB as on 01.4.2016	Grant Released	Other received (int. etc.)	Total Funds	Expenditure incurred	% of Exp.	Balance	UC submitted	No. of projects			Project completed		Under progress
										Spill Over	taken up	Total			
1	2	3	4	5	6	7	8	9	10	11	12	13	14	15	16
1	Angul	26.00	0.00	0.00	26.00	0.00	0	26.00	0.00	0	0	0	0	0	0.00
2	Balasore	119.00	159.00	0.00	278.00	25.00	9	253.00	0.00	12	31	43	32	32	0.00
3	Bargarh	14.00	159.00	0.00	173.00	55.50	32	117.50	0.00	3	0	3	3	0	0.00
4	Bhadrak	0.00	328.75	0.00	328.75	210.15	64	118.60	0.00	0	196	196	145	51	0.00
5	Balangir	0.00	99.00	0.00	99.00	69.00	70	30.00	0.00	0	38	38	27	11	0.00
6	Boudh	12.50	0.00	0.00	12.50	12.50	100	0.00	0.00	0	0	0	0	0	0.00
7	Cuttack	74.00	41.00	0.00	115.00	27.00	23	88.00	0.00	0	45	45	9	36	0.00
8	Deogarh	0.00	39.75	0.00	39.75	10.00	25	29.75	0.00	0	4	4	2	2	0.00
9	Dhenkanal	70.00	106.00	0.00	176.00	48.00	27	128.00	0.00	60	0	60	6	54	0.00
10	Gajapati	0.00	149.00	0.00	149.00	95.70	64	53.30	0.00	0	50	50	30	20	0.00
11	Ganjam	232.95	533.55	0.00	766.50	56.32	7	710.18	0.00	0	0	0	0	0	0.00
12	Jagatsinghpur	0.00	62.00	96.00	158.00	18.00	11	140.00	0.00	0	25	25	15	10	0.00
13	Jajpur	0.00	0.00	0.00	0.00	0.00	0	0.00	0.00	0	0	0	0	0	0.00
14	Jharsuguda	50.00	17.00	0.00	67.00	44.00	66	23.00	0.00	9	6	15	13	2	0.00
15	Kalahandi	0.00	232.25	0.00	232.25	65.50	28	166.75	0.00	0	27	27	26	1	0.00
16	Kandhamal	30.00	0.00	0.00	30.00	0.00	0	30.00	0.00	0	0	0	0	0	0.00
17	Kendrapada	23.89	0.00	0.00	23.89	12.00	50	11.89	0.00	0	261	261	0	261	0.00
18	Keonjhar	46.00	0.00	0.00	46.00	0.00	0	46.00	0.00	0	0	0	0	0	0.00
19	Khurda	42.60	132.50	0.00	175.10	35.00	20	140.10	0.00	19	3	22	15	7	0.61
20	Koraput	54.00	0.00	0.00	54.00	17.00	31	37.00	0.00	11	8	19	6	13	0.00
21	Malkangiri	0.00	0.00	0.00	0.00	0.00	0	0.00	0.00	0	0	0	0	0	0.00
22	Mayurbhanj	83.50	25.00	0.00	108.50	76.00	70	32.50	0.00	33	0	33	11	22	0.00
23	Nawarangpur	0.00	17.50	0.00	17.50	0.00	0	17.50	0.00	0	0	0	0	0	0.00
24	Nayagarh	0.00	61.00	0.00	61.00	30.00	49	31.00	0.00	0	22	22	19	3	0.00
25	Nuapada	94.17	48.83	0.00	143.00	125.00	87	18.00	0.00	0	94	94	88	6	0.00
26	Puri	0.00	334.00	0.00	334.00	190.50	57	143.50	0.00	0	62	62	32	30	0.00
27	Rayagada	0.00	62.00	0.00	62.00	40.00	65	22.00	0.00	0	38	38	34	4	0.00
28	Sambalpur	0.00	133.92	0.00	133.92	99.81	75	34.11	0.00	0	103	103	82	21	0.00
29	Subarnapur	15.00	129.60	0.00	144.60	118.35	82	26.25	0.00	0	39	39	22	17	0.00
30	Sundergarh	55.00	205.00	0.00	260.00	260.00	100	0.00	0.00	0	42	42	42	0	0.00
	Total	1042.61	3075.65	96.00	4214.26	1740.33	41	2473.93	0.00	147	1094	1241	659	582	0.61

**Maintenance of Residential Building of PRIs (ZP, PS, DPO & SIRD)
During the year 2016-17 upto the month of November'16**

Sl. No.	Name of the District	Financial Achievement (Rs. in lakhs)								Physical achievement				
		OB as on 01.4.2016	Grant Released	Other received (int.etc.)	Total Funds	Expenditure incurred	% of Exp.	Balance	UC submitted	No. of projects			Project completed	Under progress
										Spill Over	taken up	Total		
1	2	3	4	5	6	7	8	9	10	11	12	13	14	15
1	Angul	0.00	6.00	0.00	6.00	6.00	100	0.00	0.00	0	2	2	2	0
2	Balasore	33.00	0.00	0.00	33.00	3.00	9	30.00	0.00	1	0	1	0	1
3	Bargarh	13.00	0.00	0.00	13.00	13.00	100	0.00	0.00	6	0	6	6	0
4	Bhadrak	0.00	5.12	0.00	5.12	5.12	100	0.00	0.00	0	0	0	0	0
5	Balangir	3.00	0.00	0.00	3.00	3.00	100	0.00	0.00	0	0	0	0	0
6	Boudh	0.00	0.00	0.00	0.00	0.00	0	0.00	0.00	0	0	0	0	0
7	Cuttack	20.00	17.00	0.00	37.00	9.00	24	28.00	0.00	0	10	10	3	7
8	Deogarh	9.00	0.00	0.00	9.00	9.00	100	0.00	0.00	0	3	3	3	0
9	Dhenkanal	3.00	20.00	0.00	23.00	4.50	20	18.50	0.00	0	7	7	3	4
10	Gajapati	0.00	0.00	0.00	0.00	0.00	0	0.00	0.00	0	0	0	0	0
11	Ganjam	0.00	121.00	0.00	121.00	0.00	0	121.00	0.00	0	0	0	0	0
12	Jagatsinghpur	0.00	51.00	0.00	51.00	0.00	0	51.00	0.00	0	0	0	0	0
13	Jajpur	0.00	0.00	0.00	0.00	0.00	0	0.00	0.00	0	0	0	0	0
14	Jharsuguda	0.00	0.00	0.00	0.00	0.00	0	0.00	0.00	0	0	0	0	0
15	Kalahandi	0.00	71.50	0.00	71.50	12.50	17	59.00	0.00	0	5	5	4	1
16	Kandhamal	36.00	0.00	0.00	36.00	0.00	0	36.00	0.00	0	0	0	0	0
17	Kendrapada	13.00	0.00	0.00	13.00	6.00	46	7.00	0.00	0	1	1	0	1
18	Keonjhar	9.00	16.00	0.00	25.00	24.00	96	1.00	0.00	3	10	13	13	0
19	Khurda	1.50	25.00	0.00	26.50	0.50	2	26.00	0.00	2	9	11	1	10
20	Koraput	35.00	0.00	0.00	35.00	31.00	89	4.00	0.00	16	0	16	1	15
21	Malkangiri	108.00	0.00	0.00	108.00	0.00	0	108.00	0.00	0	0	0	0	0
22	Mayurbhanj	13.00	98.00	0.00	111.00	87.00	78	24.00	0.00	3	19	22	20	2
23	Nawarangpur	0.00	31.00	0.00	31.00	17.00	55	14.00	0.00	0	0	0	0	0
24	Nayagarh	0.00	24.00	0.00	24.00	13.00	54	11.00	0.00	0	8	8	2	6
25	Nuapada	0.00	0.00	0.00	0.00	0.00	0	0.00	0.00	0	0	0	0	0
26	Puri	0.00	0.00	0.00	0.00	0.00	0	0.00	0.00	0	0	0	0	0
27	Rayagada	0.00	41.00	3.00	44.00	31.00	70	13.00	0.00	0	12	12	9	3
28	Sambalpur	0.00	38.50	0.00	38.50	14.50	38	24.00	0.00	0	6	6	4	2
29	Subarnapur	48.00	0.00	0.00	48.00	48.00	100	0.00	0.00	0	1	1	1	0
30	Sundergarh	51.00	0.00	0.00	51.00	51.00	100	0.00	0.00	0	17	17	17	0
	Total	395.50	565.12	3.00	963.62	388.12	40	575.50	0.00	31	110	141	89	52

**Maintanance of Non-Residential Building (ZP, PS, DPO & SIRD)
During the year 2016-17 upto the month of November'16**

Sl. No.	Name of the District	Financial Ahiement (Rs. in lakhs)								Physical achievement				
		OB as on 01.4.2016	Grant Released	Other received (int. etc.)	Total Funds	Expenditure incurred	% of Exp.	Balance	UC submitted	No. of projects			Project completed	Under progress
										Spill Over	taken up	Total		
1	2	3	4	5	6	7	8	9	10	11	12	13	14	15
1	Angul	0.00	5.00	0.00	5.00	5.00	100	0.00	0.00	0	2	2	0	2
2	Balasore	32.50	0.00	0.00	32.50	0.00	0	32.50	0.00	0	0	0	0	0
3	Bargarh	8.00	0.00	0.00	8.00	8.00	100	0.00	0.00	4	0	4	4	0
4	Bhadrak	8.77	45.88	0.00	54.65	39.25	72	15.40	0.00	2	1	3	3	0
5	Balangir	0.00	2.50	0.00	2.50	2.50	100	0.00	0.00	0	0	0	0	0
6	Boudh	0.00	0.00	0.00	0.00	0.00	0	0.00	0.00	0	0	0	0	0
7	Cuttack	0.00	0.00	0.00	0.00	0.00	0	0.00	0.00	0	0	0	0	0
8	Deogarh	12.50	8.80	0.00	21.30	12.50	59	8.80	0.00	0	5	5	4	1
9	Dhenkanal	2.50	17.60	0.00	20.10	2.00	10	18.10	0.00	0	4	4	1	3
10	Gajapati	0.00	0.00	0.00	0.00	0.00	0	0.00	0.00	0	0	0	0	0
11	Ganjam	3.00	220.40	0.00	223.40	20.96	9	202.44	0.00	14	0	14	0	14
12	Jagatsinghpur	0.00	25.00	0.00	25.00	0.00	0	25.00	0.00	0	0	0	0	0
13	Jajpur	0.00	0.00	0.00	0.00	0.00	0	0.00	0.00	0	0	0	0	0
14	Jharsuguda	0.00	0.00	0.00	0.00	0.00	0	0.00	0.00	0	0	0	0	0
15	Kalahandi	0.00	66.10	0.00	66.10	12.50	19	53.60	0.00	0	7	7	6	1
16	Kandhamal	0.00	35.00	0.00	35.00	5.00	14	30.00	0.00	0	0	0	0	0
17	Kendrapada	48.50	40.00	0.00	88.50	31.50	36	57.00	0.00	0	3	3	0	3
18	Keonjhar	10.00	20.00	0.00	30.00	20.00	67	10.00	0.00	1	14	15	14	1
19	Khurda	2.00	22.00	0.00	24.00	1.00	4	23.00	0.00	2	10	12	1	11
20	Koraput	0.00	0.00	0.00	0.00	0.00	0	0.00	0.00	0	0	0	0	0
21	Malkangiri	0.00	0.00	0.00	0.00	0.00	0	0.00	0.00	0	0	0	0	0
22	Mayurbhanj	7.50	62.50	0.00	70.00	65.00	93	5.00	0.00	1	6	7	0	7
23	Nawarangpur	0.00	0.00	0.00	0.00	0.00	0	0.00	0.00	0	0	0	0	0
24	Nayagarh	0.00	25.00	0.00	25.00	15.25	61	9.75	0.00	0	2	2	0	2
25	Nuapada	0.00	0.00	0.00	0.00	0.00	0	0.00	0.00	0	0	0	0	0
26	Puri	0.00	0.00	0.00	0.00	0.00	0	0.00	0.00	0	0	0	0	0
27	Rayagada	0.00	45.00	2.50	47.50	37.50	79	10.00	0.00	0	6	6	5	1
28	Sambalpur	0.00	5.01	0.00	5.01	2.50	50	2.51	0.00	0	2	2	1	1
29	Subarnapur	5.00	15.00	0.00	20.00	14.00	70	6.00	0.00	0	1	1	1	0
30	Sundergarh	137.50	0.00	0.00	137.50	137.50	100	0.00	0.00	0	23	23	23	0
	Total	277.77	660.79	2.50	941.06	431.96	46	509.10	0.00	24	86	110	63	47